

CONCRETE



// CONCRETE HOSE

ALFAGOMMA concrete pumping hose range offers long service life in heavy duty applications, such as placement, tunnelling and piling rigs.

Both 740AA and 741AA are specially designed to respond to various application requirements:

- ▲ Excellent tube and cover abrasion resistance
- ▲ High burst pressure: 170 bar and 200 bar
- ▲ Lightweight construction
- ▲ Good flexibility
- ▲ High structural stability which avoids kinking, elongation and vibration while in operation
- ▲ Very good vacuum resistance during cleaning



// 740AA



Concrete pumping 85 bar (1275 psi) Heavy duty - Steel reinforced

Tube: black conductive NR - abrasion resistant.

Reinforcement: high tensile steel cords.

Cover: black conductive SBR/NR - abrasion and ozone resistant.

Application: high pressure concrete pumping.

Constant operation: -30 °C +80 °C (-22 °F +176 °F)

↔		↔		↻		↻		⤴		⚖		
mm	in	mm	in	bar	psi	bar	psi	mm	in	%	kg/m	lb/ft
51,0	2"	69,00	2,72	85	1275	170	2500	255,0	10,04		2,100	1,42
63,0	2 1/2"	85,00	3,35	85	1275	170	2500	315,0	12,40		3,300	2,22
76,0	3"	100,00	3,94	85	1275	170	2500	380,0	14,96		4,490	3,02
90,0	3 1/2"	116,00	4,57	85	1275	170	2500	450,0	17,72		5,430	3,65
102,0	4"	126,00	4,96	85	1275	170	2500	510,0	20,08		6,520	4,39
102,0	4"	128,00	5,04	85	1275	170	2500	510,0	20,08		6,950	4,68
127,0	5"	153,00	6,02	85	1275	170	2500	635,0	25,00		9,720	6,54
127,0	5"	155,00	6,10	85	1275	170	2500	635,0	25,00		10,250	6,89
152,0	6"	184,00	7,24	85	1275	170	2500	760,0	29,92		13,660	9,19

ALFAGOMMA ITALY **740** 85 bar (1275 psi) W.P. HEAVY DUTY CONCRETE PUMPING Ω     

// 741AA



Concrete pumping 100 bar (1500 psi) Extra service - Steel reinforced

Tube: black conductive NR - abrasion resistant.

Reinforcement: high tensile steel cords.

Cover: black conductive SBR/NR - abrasion and ozone resistant.

Application: high pressure concrete pumping. Designed for long service life in heavy duty applications.

Constant operation: -30 °C +80 °C (-22 °F +176 °F)



↔		↔		↻		↻		⤴		⚖		
mm	in	mm	in	bar	psi	bar	psi	mm	in	%	kg/m	lb/ft
51,0	2"	69,00	2,72	100	1500	200	2900	255,0	10,04		2,570	1,73
63,0	2 1/2"	85,00	3,35	100	1500	200	2900	315,0	12,40		3,750	2,53
76,0	3"	100,00	3,94	100	1500	200	2900	380,0	14,96		4,950	3,33
90,0	3 1/2"	116,00	4,57	100	1500	200	2900	450,0	17,72		7,190	4,84
102,0	4"	128,00	5,04	100	1500	200	2900	510,0	20,08		7,630	5,13
127,0	5"	155,00	6,10	100	1500	200	2900	635,0	25,00		10,220	6,87

ALFAGOMMA ITALY **741** 100 bar (1500 psi) W.P. EXTRA SERVICE CONCRETE PUMPING Ω     

// CONCRETE COUPLING

ALFAGOMMA offers a wide range of high-grade steel couplings manufactured and supplied to meet the demands of many market segments and their specific technical requirements.

ALFAGOMMA technical department has the capability of developing special couplings which complies to various concrete pump manufactures.

Main characteristics are:

- ▲ 100 bar working pressure
- ▲ One piece concrete couplings, with pre-crimped ferrule for secure connection of the specific hose and fitting
- ▲ Hardened steel insert for high abrasion resistance
- ▲ Full flow internal pathway between hose and fitting eliminates obstructions caused by dried concrete



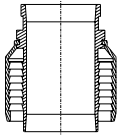
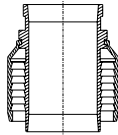
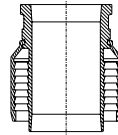
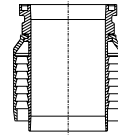
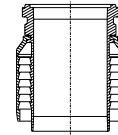
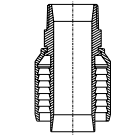
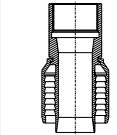
WIDE COUPLING RANGE

- // Victaulic style
- // Shouldered style
- // California style
- // Schwing style
- // Threaded coupling

ASSEMBLY CROSS SECTION



- // Hardened steel insert
- // Full flow pathway: no interference or build up of product conveyed

									
Hose ID inch	Hose ID mm	Head DN inch	VICTAULIC style	SHOULDERED style	CALIFORNIA style	SCHWING style (female)	SCHWING style (male)	BSPT and NPT Male threaded	BSPP Fixed female threaded
2	51	2	●	●	●			●	●
2	51	3	●						
2 1/2	63	2 1/2			●				
2 1/2	63	3	●	●					
3	76	3	●	●	●			●	
3	76	3 1/4	●						
3 1/2	90	4		●					
3 1/2	90	4 1/2		●					
4	102	4	●	●	●	●	●		
4	102	4 1/2	●						
5	127	5	●		●	●	●		
5	127	5 1/2	●						
6	152	6	●			●	●		

// INTEGRATED CONCRETE SYSTEM

Integrated systems for concrete pumping applications

ALFAGOMMA is a manufacturer of high quality, high performance hose and fittings, producing a specialized integrated system for concrete pumping applications.

High pressure hoses and premium quality couplings are all designed, manufactured and assembled in ALFAGOMMA factories to guarantee a complete control of the quality and reliability.

All components are available in stock in ALFAGOMMA local assembly centres. This guarantees faster delivery times while complying with customers' requirements.

The marking of the ferrules guarantees a full traceability system of all assemblies.

The assemblies are delivered with protective plastic caps on the fittings to avoid damage during transport.

ALFAGOMMA supplies both assemblies and loose parts.



Assembly process



1. One piece coupling: easy and fast picking and crimping



2. Ferrule marking for full traceability



3. Hose thickness measurement is taken to obtain the correct calibrated crimping diameter



4. Coupling insertion on the hose



5. Crimping operation



6. Hose assembly

// PROVIDING EXCELLENCE AND RELIABILITY

The ALFAGOMMA Group, established in 1956, is a global manufacturer specialized in highly engineered, complex hydraulic and industrial products, created with a commitment to excellence in quality and innovation.

// GLOBAL PRESENCE AND LOGISTIC SUPPORT

The ALFAGOMMA Group currently employs over 3550 people worldwide in 20 Production Plants and 84 Regional Distribution – Assembly Centers strategically located in:



HEADQUARTER
 Alfagomma SpA
 Via Torri Bianche 1
 20871 Vimercate (MB) Italy
 marketing@alfagomma.com
 www.alfagomma.com