

SWIVEL CONNECTORS



// SWIVEL CONNECTOR

MAIN BENEFITS AT A GLANCE

- ▲ INCREASED SERVICE LIFE
- ▲ CUT OUT FLUID LEAKAGES
- ▲ HIGHER EFFICIENCY
- ▲ EASIER & INEXPENSIVE MAINTENANCE
- ▲ TOP LEVEL OPERATING PERFORMANCE UP TO 410 BAR (6.000 PSI)
- ▲ OUTSTANDING WEAR AND CORROSION RESISTANCE THANKS TO TOP COAT PROPRIETARY TECHNOLOGY

PRODUCT FEATURES

Body material: high strength carbon steel with TOP COAT surface protection

Seal material: HNBR and PTFE

Working pressure:

- 410 bar up to 1 1/4" (6.000 psi up to 1 1/4")

- 310 bar 1 1/2" (4.500 psi 1 1/2")

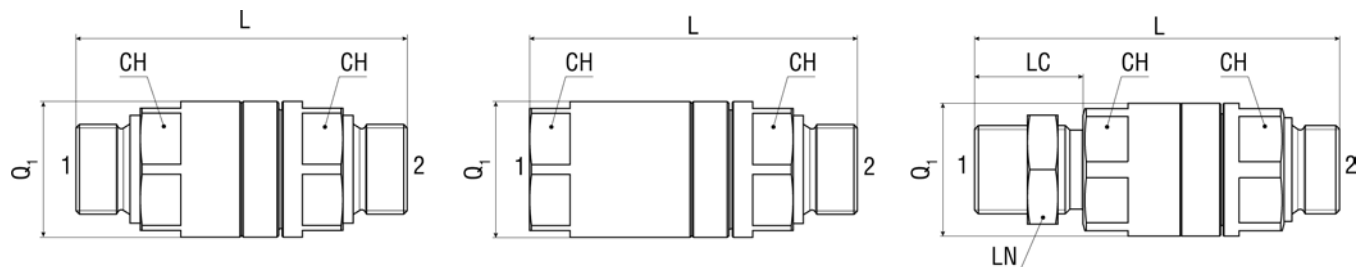
- 210 bar 2" (3.000 psi 2")

Safety factor: 4:1

Temperature: -35 °C +120 °C (-31 °F +248 °F)

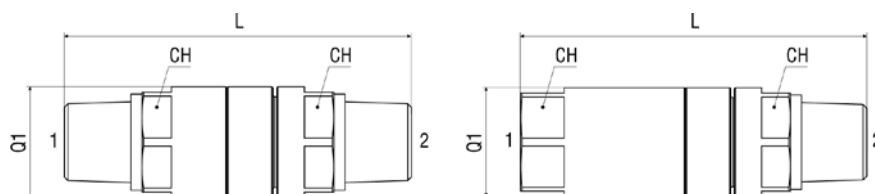


A COMPLETE RANGE OF PRODUCTS TO MEET OUR CUSTOMERS' NEEDS



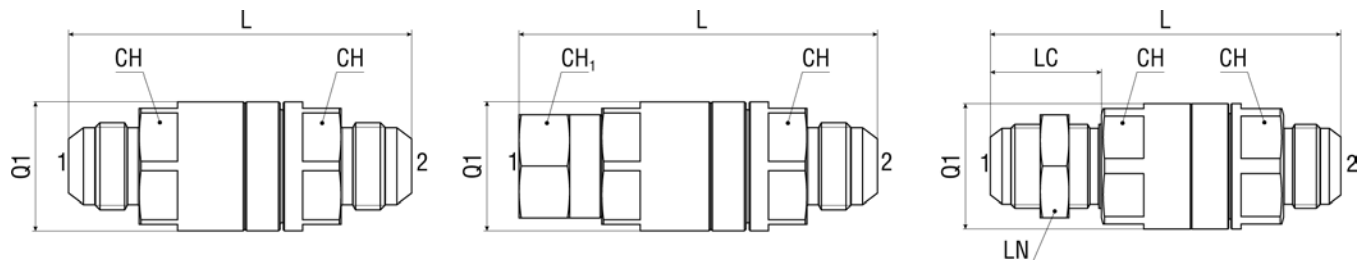
// SWIVEL CONNECTOR BSPP

Item Code	ID	Conn. 1	Port 1	ID1	F1	Port 2	ID2	F2	CH	LN	L	Q1
	Dash			mm			mm		mm	mm		
1233386	06	Bulk Head	BSPP	10	3/8-19	BSPP	10	3/8-19	27,0	22,0	105,0	30,0
1233387	08	Bulk Head	BSPP	10	1/2-14	BSPP	10	1/2-14	27,0	27,0	108,5	30,0
1233388	12	Bulk Head	BSPP	16	3/4-14	BSPP	16	3/4-14	41,0	36,0	130,0	46,0
1233389	16	Bulk Head	BSPP	22	1-11	BSPP	22	1-11	50,0	41,0	147,0	56,0
1233390	24	Bulk Head	BSPP	32	1 1/2-11	BSPP	32	1 1/2-11	70,0	55,0	187,0	75,0
1235068	06	Solid Female	BSPP	10	3/8-19	BSPP	10	3/8-19	-	-	-	-
1233383	08	Solid Female	BSPP	10	1/2-14	BSPP	10	1/2-14	27,0	-	90,2	30,0
1233384	12	Solid Female	BSPP	16	3/4-14	BSPP	16	3/4-14	41,0	-	103,0	46,0
1233385	16	Solid Female	BSPP	22	1-11	BSPP	22	1-11	50,0	-	119,0	56,0
1234984	20	Solid Female	BSPP	22	1 1/4-11	BSPP	22	1 1/4-11	50,0	-	119,0	56,0
1240261	24	Solid Female	BSPP	32	1 1/2-11	BSPP	32	1 1/2-11	70,0	-	157,0	75,0
1233377	06	Solid Male	BSPP	10	3/8-19	BSPP	10	3/8-19	27,0	-	86,2	30,0
1233378	08	Solid Male	BSPP	10	1/2-14	BSPP	10	1/2-14	27,0	-	86,2	30,0
1233379	12	Solid Male	BSPP	16	3/4-14	BSPP	16	3/4-14	41,0	-	109,0	46,0
1233380	16	Solid Male	BSPP	22	1-11	BSPP	22	1-11	50,0	-	124,0	56,0
1234983	20	Solid Male	BSPP	22	1 1/4-11	BSPP	22	1 1/4-11	50,0	-	126,0	56,0
1233381	24	Solid Male	BSPP	32	1 1/2-11	BSPP	32	1 1/2-11	70,0	-	157,0	75,0



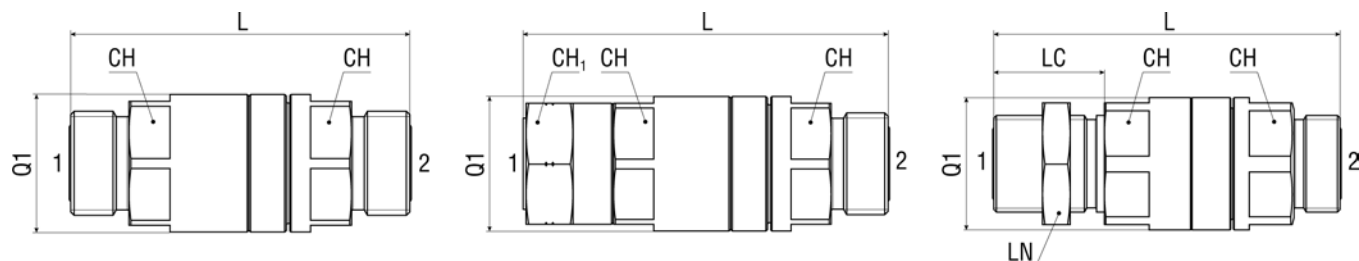
// SWIVEL CONNECTOR NPTF

Item Code	ID	Conn. 1	Port 1	ID1	F1	Port 2	ID2	F2	CH	L	Q1
	Dash			mm			mm		mm		
1233817	08	Solid Female	NPTF	10	1/2-14	NPTF	10	1/2-14	27,0	95,7	30,0
1233816	08	Solid Male	NPTF	10	1/2-14	NPTF	10	1/2-14	27,0	94,2	30,0



// SWIVEL CONNECTOR JIC

Item Code	ID	Conn. 1	Port 1	ID1	F1	Port 2	ID2	F2	LC	CH	CH1	LN	L	Q1
	Dash			mm			mm							
1233399	08	Bulk Head	JIC	10	3/4-16	JIC	10	3/4-16	36,5	27,0	-	24,0	114,0	30,0
1233400	10	Bulk Head	JIC	16	7/8-14	JIC	16	7/8-14	40,0	41,0	-	30,0	136,5	46,0
1233401	12	Bulk Head	JIC	16	1 1/16-12	JIC	16	1 1/16-12	44,5	41,0	-	36,0	143,5	46,0
1233402	16	Bulk Head	JIC	22	1 5/16-12	JIC	22	1 5/16-12	44,5	50,0	-	41,0	154,9	56,0
1233395	08	Solid Female	JIC	10	3/4-16	JIC	10	3/4-16	-	27,0	25,0	-	100,0	30,0
1233396	10	Solid Female	JIC	16	7/8-14	JIC	16	7/8-14	-	41,0	27,0	-	119,7	46,0
1233397	12	Solid Female	JIC	16	1 1/16-12	JIC	16	1 1/16-12	-	41,0	32,0	-	122,8	46,0
1233398	16	Solid Female	JIC	22	1 5/16-12	JIC	22	1 5/16-12	-	50,0	38,0	-	139,6	56,0
1233391	08	Solid Male	JIC	10	3/4-16	JIC	10	3/4-16	-	27,0	-	-	93,7	30,0
1233392	10	Solid Male	JIC	16	7/8-14	JIC	16	7/8-14	-	41,0	-	-	115,0	46,0
1233393	12	Solid Male	JIC	16	1 1/16-12	JIC	16	1 1/16-12	-	41,0	-	-	120,0	46,0
1233394	16	Solid Male	JIC	22	1 5/16-12	JIC	22	1 5/16-12	-	50,0	-	-	134,5	56,0



// SWIVEL CONNECTOR ORFS

Item Code	ID	Conn. 1	Port 1	ID1	F1	Port 2	ID2	F2	LC	CH	CH1	LN	L	Q1
	Dash			mm			mm							
1233411	08	Bulk Head	ORFS	10	13/16-16	ORFS	10	13/16-16	36,5	27,0	-	30,0	108,5	30,0
1233412	10	Bulk Head	ORFS	16	1-14	ORFS	16	1-14	40,5	41,0	-	36,0	132,0	46,0
1233413	12	Bulk Head	ORFS	16	1 3/16-12	ORFS	16	1 3/16-12	41,5	41,0	-	41,0	134,5	46,0
1233414	16	Bulk Head	ORFS	22	1 7/16-12	ORFS	22	1 7/16-12	42,0	50,0	-	46,0	148,0	56,0
1233407	08	Solid Female	ORFS	10	13/16-16	ORFS	10	13/16-16	-	27,0	27,0	-	95,0	30,0
1233408	10	Solid Female	ORFS	16	1-14	ORFS	16	1-14	-	41,0	30,0	-	116,0	46,0
1233409	12	Solid Female	ORFS	16	1 3/16-12	ORFS	16	1 3/16-12	-	41,0	36,0	-	120,0	46,0
1233410	16	Solid Female	ORFS	22	1 7/16-12	ORFS	22	1 7/16-12	-	50,0	41,0	-	135,0	56,0
1233403	08	Solid Male	ORFS	10	13/16-16	ORFS	10	13/16-16	-	27,0	-	-	84,7	30,0
1233404	10	Solid Male	ORFS	16	1-14	ORFS	16	1-14	-	41,0	-	-	107,0	46,0
1233405	12	Solid Male	ORFS	16	1 3/16-12	ORFS	16	1 3/16-12	-	41,0	-	-	110,0	46,0
1233406	16	Solid Male	ORFS	22	1 7/16-12	ORFS	22	1 7/16-12	-	50,0	-	-	123,5	56,0

// SWIVEL CONNECTOR

ALFAGOMMA has removed the damage caused by twisted hoses

ALFAGOMMA state-of-the-art swivel connectors range is specifically designed to withstand the most severe working conditions and to ensure the best performances in the harshest environments up to 410 bar operating pressure.

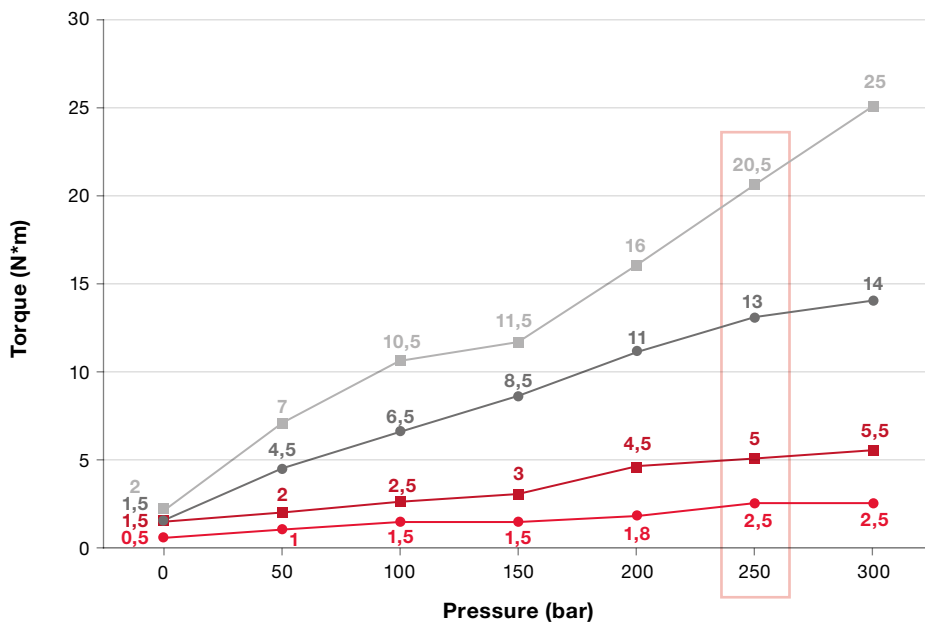
Its innovative ball bearing-less swivel system guarantees long lasting reliability to the hydraulic system, increasing productivity without fluid leakages.

The ball bearing-less inner mechanism ensures a consistent rotary movement within the system and prevents damaging torsions to the hose.

The result is an increase in components service life and lower operating costs due to easier & inexpensive maintenance.

ALFAGOMMA swivel connectors have a compact design, which makes them suitable for use in the smallest of spaces. Thanks to our exclusive TOP COAT – Galvanic Coating – proprietary technology, the complete range of ALFAGOMMA swivel connectors can boast an outstanding wear and corrosion resistance, so as to guarantee a longer lifespan to your hydraulic system.

Swivel Connector rotating torque comparison chart: ALFAGOMMA versus Competitor



**Dash -08
at 250 bar
5 times better
than Competitor**

**Dash -12
at 250 bar
4 times better
than Competitor**

- ALFAGOMMA (dash -08)
- ALFAGOMMA (dash -12)
- Competitor (dash -08)
- Competitor (dash -12)

// PROVIDING EXCELLENCE AND RELIABILITY

The ALFAGOMMA Group, established in 1956, is a global manufacturer specialized in highly engineered, complex hydraulic and industrial products, created with a commitment to excellence in quality and innovation.

// GLOBAL PRESENCE AND LOGISTIC SUPPORT

The ALFAGOMMA Group currently employs over 3550 people worldwide in 21 Production Plants and 82 Regional Distribution – Assembly Centers strategically located in:



HEADQUARTER

Alfagomma SpA
Via Torri Bianche 1
20871 Vimercate (MB) Italy
marketing@alfagomma.com
www.alfagomma.com