



// HYDRAULIC HOSE

// THERMOPLASTIC.....	9	// HIGH TEMPERATURE.....	31
// TEXTILE BRAID.....	12	// LOW TEMPERATURE.....	33
// WIRE BRAID.....	14	// OIL RETURN LINES.....	35
// WIRE SPIRAL.....	21	// PRESSURE WASH.....	37
// ALFABIOTECH.....	26	// PTFE HOSE.....	38
// SUPERTUFF.....	29		

Dimensions shown may be changed without prior notice

// THERMOPLASTIC

// MINIMESS



PRESSURE TEST POINT

Tube: polyester.**Reinforcement:** one high tensile steel braid.**Cover:** abrasion, ozone and hydrocarbon resistant polyurethane, pin-pricked.**Application:** high pressure hydraulic lines, fuel oil, antifreeze solutions, air and water. Specially designed for pressure gauges and transducers connections.**Constant operation:** -40 °C +100 °C (-40 °F +212 °F)
air max T = +70 °C (+160 °F)**Safety factor:** 1:4**Length:** random

Item Code	↔			↔		↻		↻		⤴		⚖	
	Dash	mm	in	mm	in	Mpa	psi	Mpa	psi	mm	in	kg/m	lb/ft
1000310	01	2,0	5/64"	5,00	0,20	63,0	9100	190,0	27300	20,0	0,79	0,020	0,02

// FLEXOR 7



SAE 100 R7 - EN 855 R7

Tube: polyester.**Reinforcement:** one/two high tensile textile braids.**Cover:** abrasion, ozone and hydrocarbon resistant polyurethane, pin-pricked.**Application:** high pressure hydraulic lines, fuel oil, antifreeze solutions, air and water.**Constant operation:** -40 °C +100 °C (-40 °F +212 °F)
air max T = +70 °C (+160 °F)**Safety factor:** 1:4**Length:** random

Item Code	↔			↔		↻		↻		⤴		⚖	
	Dash	mm	in	mm	in	Mpa	psi	Mpa	psi	mm	in	kg/m	lb/ft
1000290	03	5,0	3/16"	9,60	0,38	21,0	3000	84,0	12000	25,0	0,98	0,060	0,05
1000291	04	6,0	1/4"	12,20	0,48	21,0	3000	84,0	12000	35,0	1,38	0,100	0,07
1000292	05	8,0	5/16"	14,30	0,56	19,0	2750	76,0	11000	45,0	1,77	0,130	0,09
1000293	06	10,0	3/8"	16,00	0,63	16,0	2320	64,0	9280	55,0	2,17	0,145	0,10
1000294	08	13,0	1/2"	20,30	0,80	14,0	2000	56,0	8000	75,0	2,95	0,220	0,15

// FLEXOR 7 - TWIN



SAE 100 R7 - EN 855 R7

Tube: polyester.
Reinforcement: one/two high tensile textile braids.
Cover: abrasion, ozone and hydrocarbon resistant polyurethane, pin-pricked.
Application: high pressure hydraulic lines, fuel oil, antifreeze solutions, air and water.
Constant operation: -40 °C +100 °C (-40 °F +212 °F)
 air max T = +70 °C (+160 °F)
Safety factor: 1:4
Length: random

Item Code	↔			↔		↻		↻		⤴		⚖	
	Dash	mm	in	mm	in	Mpa	psi	Mpa	psi	mm	in	kg/m	lb/ft
1000298	04	6,0	1/4"	12,20	0,48	21,0	3000	84,0	12000	35,0	1,38	0,200	0,14
1000299	05	8,0	5/16"	14,30	0,56	19,0	2750	76,0	11000	45,0	1,77	0,260	0,18
1000300	06	10,0	3/8"	16,00	0,63	16,0	2320	64,0	9280	55,0	2,17	0,290	0,20
1000301	08	13,0	1/2"	20,30	0,80	14,0	2000	56,0	8000	75,0	2,95	0,440	0,30

// FLEXOR 8



SAE 100 R8 - EN 855 R8

Tube: polyester.
Reinforcement: one/two braids of aramid fiber.
Cover: abrasion, ozone and hydrocarbon resistant polyurethane, pin-pricked.
Application: high pressure hydraulic lines, fuel oil, antifreeze solutions, air and water.
Constant operation: -40 °C +100 °C (-40 °F +212 °F)
 air max T = +70 °C (+160 °F)
Safety factor: 1:4
Length: random

Item Code	↔			↔		↻		↻		⤴		⚖	
	Dash	mm	in	mm	in	Mpa	psi	Mpa	psi	mm	in	kg/m	lb/ft
1000295	04	6,0	1/4"	11,50	0,45	35,0	5000	140,0	20000	50,0	1,97	0,085	0,06
1000483	05	8,0	5/16"	13,40	0,53	30,0	4300	120,0	17450	55,0	2,17	0,105	0,08
1000296	06	10,0	3/8"	15,50	0,61	28,0	4000	112,0	16000	60,0	2,36	0,135	0,10
1000416	08	13,0	1/2"	19,90	0,78	24,5	3500	98,0	14000	80,0	3,15	0,200	0,14

Dimensions shown may be changed without prior notice

// FLEXOR TWB1



ONE WIRE BRAID

Tube: polyester.**Reinforcement:** one high tensile steel braid.**Cover:** abrasion, ozone and hydrocarbon resistant polyurethane, non pin-pricked.**Application:** high pressure hydraulic lines, fuel oil, antifreeze solutions, air and water.**Constant operation:** -40 °C +100 °C (-40 °F +212 °F)

air max T = +70 °C (+160 °F)

Safety factor: 1:4**Length:** random

Item Code	↔			↔		↻		↻		⤴		⚖	
	Dash	mm	in	mm	in	Mpa	psi	Mpa	psi	mm	in	kg/m	lb/ft
1000283	04	6,0	1/4"	11,70	0,46	31,0	4500	124,0	18000	40,0	1,57	0,165	0,12
1000284	05	8,0	5/16"	13,20	0,52	25,0	3630	100,0	14500	55,0	2,17	0,190	0,13
1000285	06	10,0	3/8"	15,50	0,61	22,5	3250	90,0	13000	65,0	2,56	0,230	0,16
1000286	08	13,0	1/2"	18,80	0,74	19,0	2750	76,0	11000	85,0	3,35	0,300	0,21

// FLEXOR TWB1 - TWIN



ONE WIRE BRAID

Tube: polyester.**Reinforcement:** one high tensile steel braid.**Cover:** abrasion, ozone and hydrocarbon resistant polyurethane, non pin-pricked.**Application:** high pressure hydraulic lines, fuel oil, antifreeze solutions, air and water.**Constant operation:** -40 °C +100 °C (-40 °F +212 °F)

air max T = +70 °C (+160 °F)

Safety factor: 1:4**Length:** random

Item Code	↔			↔		↻		↻		⤴		⚖	
	Dash	mm	in	mm	in	Mpa	psi	Mpa	psi	mm	in	kg/m	lb/ft
1000289	04	6,0	1/4"	11,70	0,46	31,0	4500	124,0	18000	40,0	1,57	0,330	0,23
1000288	05	8,0	5/16"	13,20	0,52	25,0	3630	100,0	14500	55,0	2,17	0,380	0,26
1000287	06	10,0	3/8"	15,50	0,61	22,5	3250	90,0	13000	65,0	2,56	0,460	0,31

// TEXTILE BRAID

// ARGUS 1TE/R6 (HF)



SAE 100 R6 - EN 854 R6 (up to 3/4") - EXCEEDS EN 854 1TE

Tube: oil resistant synthetic rubber.

Reinforcement: one high tensile textile braid.

Cover: abrasion, ozone and hydrocarbon resistant synthetic rubber.

Application: low pressure hydraulic lines, fuel oil, antifreeze solutions, air and water.

HALOGEN-FREE COMPOUND

Constant operation: -40 °C +100 °C (-40 °F +212 °F)
air max T = +70 °C (+160 °F)

Safety factor: 1:4

Length: random

Item Code	↔			↔		↻		↻		⤴		⚖	
	Dash	mm	in	mm	in	Mpa	psi	Mpa	psi	mm	in	kg/m	lb/ft
1001385	04	6,0	1/4"	12,70	0,50	2,8	400	11,2	1620	64,0	2,52	0,110	0,08
1001386	05	8,0	5/16"	14,30	0,56	2,8	400	11,2	1620	76,0	2,99	0,130	0,09
1001387	06	10,0	3/8"	15,90	0,63	2,8	400	11,2	1620	76,0	2,99	0,160	0,11
1001388	08	13,0	1/2"	19,80	0,78	2,8	400	11,2	1620	102,0	4,02	0,220	0,15
1001389	10	16,0	5/8"	23,00	0,91	2,4	350	9,6	1400	107,0	4,21	0,270	0,19
1001390	12	19,0	3/4"	26,90	1,06	2,1	300	8,4	1200	152,0	5,98	0,330	0,23
1001391	16	25,0	1"	33,50	1,32	1,7	250	7,0	1000	203,0	7,99	0,500	0,34

// ARGUS 2TE (HF)



EN 854 2TE

Tube: oil resistant synthetic rubber.

Reinforcement: one high tensile textile braid.

Cover: abrasion, ozone and hydrocarbon resistant synthetic rubber.

Application: medium pressure hydraulic lines, fuel oil, antifreeze solutions, air and water.

HALOGEN-FREE COMPOUND

Constant operation: -40 °C +100 °C (-40 °F +212 °F)
air max T = +70 °C (+160 °F)

Safety factor: 1:4

Length: random

Item Code	↔			↔		↻		↻		⤴		⚖	
	Dash	mm	in	mm	in	Mpa	psi	Mpa	psi	mm	in	kg/m	lb/ft
1001398	04	6,0	1/4"	13,10	0,52	7,5	1100	30,0	4300	40,0	1,57	0,112	0,08
1001399	05	8,0	5/16"	14,90	0,59	6,8	986	27,0	3945	50,0	1,97	0,148	0,10
1001400	06	10,0	3/8"	16,50	0,65	6,3	920	25,2	3680	60,0	2,36	0,163	0,11
1001401	08	13,0	1/2"	19,70	0,78	5,8	840	23,2	3360	70,0	2,76	0,206	0,14
1001402	10	16,0	5/8"	23,90	0,94	5,0	730	20,0	2900	90,0	3,54	0,281	0,19
1001761	12	19,0	3/4"	27,00	1,06	4,5	650	18,0	2610	110,0	4,33	0,350	0,24
1001404	16	25,0	1"	34,40	1,35	4,0	600	16,0	2320	150,0	5,91	0,497	0,34

Dimensions shown may be changed without prior notice

// ARGUS 3TE/R3 (HF)



EN 854 3TE

Tube: oil resistant synthetic rubber.**Reinforcement:** two high tensile textile braids.**Cover:** abrasion, ozone and hydrocarbon resistant synthetic rubber.**Application:** medium pressure hydraulic lines, fuel oil, antifreeze solutions, air and water.**HALOGEN-FREE COMPOUND****Constant operation:** -40 °C +100 °C (-40 °F +212 °F)

air max T = +70 °C (+160 °F)

Safety factor: 1:4**Length:** random

Item Code	↔			↔		↙		↘		⤴		⤵	
	Dash	mm	in	mm	in	Mpa	psi	Mpa	psi	mm	in	kg/m	lb/ft
1001405	04	6,0	1/4"	14,40	0,57	14,5	2100	58,0	8400	45,0	1,77	0,174	0,12
1001406	05	8,0	5/16"	16,90	0,67	13,0	1900	52,0	7560	55,0	2,17	0,223	0,15
1001407	06	10,0	3/8"	18,50	0,73	11,0	1600	44,0	6400	70,0	2,76	0,243	0,17
1001408	08	13,0	1/2"	21,70	0,85	9,3	1350	37,2	5400	85,0	3,35	0,294	0,20
1001409	10	16,0	5/8"	25,90	1,02	8,0	1200	32,0	4640	105,0	4,13	0,399	0,27
1001410	12	19,0	3/4"	29,00	1,14	7,0	1000	28,0	4000	130,0	5,12	0,455	0,31
1001411	16	25,0	1"	35,90	1,41	5,5	800	22,0	3200	150,0	5,91	0,612	0,42
1001412	20	32,0	1 1/4"	42,30	1,67	4,5	650	18,0	2610	190,0	7,48	0,737	0,50
1001531	24	38,0	1 1/2"	49,30	1,94	4,0	600	16,0	2320	240,0	9,45	1,150	0,78
1001532	32	51,0	2"	63,00	2,48	3,3	470	13,2	1900	300,0	11,81	1,500	1,01

// WIRE BRAID

// 2SC RAILWAY



ISO 11237 - EN 857 2SC

Tube: oil resistant synthetic rubber.

Reinforcement: two high tensile steel braids.

Cover: abrasion, ozone and hydrocarbon resistant synthetic rubber.

Application: high pressure hydraulic lines, fuel oil, antifreeze solutions, air and water. Specially designed for railway applications.

Constant operation: -40 °C +100 °C (-40 °F +212 °F)
air max T = +70 °C (+160 °F)

Safety factor: 1:4

Length: random

Item Code	↔			↔		↻		↻		↷		⚖	
	Dash	mm	in	mm	in	Mpa	psi	Mpa	psi	mm	in	kg/m	lb/ft
1002687	04	6,0	1/4"	13,20	0,52	40,0	5850	160,0	23200	50,0	1,97	0,270	0,19
1002689	05	8,0	5/16"	14,50	0,57	35,0	5000	140,0	20000	55,0	2,17	0,310	0,21
1002690	06	10,0	3/8"	17,00	0,67	33,0	4800	132,0	19200	65,0	2,56	0,360	0,25
1002691	08	13,0	1/2"	20,30	0,80	27,5	4000	110,0	16000	90,0	3,54	0,470	0,32
1002692	10	16,0	5/8"	23,90	0,94	25,0	3630	100,0	14500	100,0	3,94	0,570	0,39
1002693	12	19,0	3/4"	27,70	1,09	21,5	3120	86,0	12500	120,0	4,72	0,760	0,52
1002694	16	25,0	1"	34,60	1,36	16,5	2400	66,0	9600	150,0	5,91	1,130	0,76

// FLEXOPAK PLT



Tube: oil resistant synthetic rubber.

Reinforcement: one high tensile steel braid.

Cover: abrasion, ozone and hydrocarbon resistant synthetic rubber.

Application: medium pressure hydraulic lines, fuel oil, antifreeze solutions, air and water. Specially designed for hydraulic pilot lines.

Constant operation: -40 °C +100 °C (-40 °F +212 °F)
air max T = +70 °C (+160 °F)

Safety factor: 1:4

Length: random

Item Code	↔			↔		↻		↻		↷		⚖	
	Dash	mm	in	mm	in	Mpa	psi	Mpa	psi	mm	in	kg/m	lb/ft
1000274	03	5,0	3/16"	9,60	0,38	12,0	1750	48,0	7000	20,0	0,79	0,111	0,08
1000097	04	6,0	1/4"	11,40	0,45	12,0	1750	48,0	7000	30,0	1,18	0,150	0,11
1000475	05	8,0	5/16"	13,00	0,51	12,0	1750	48,0	7000	40,0	1,57	0,180	0,13
1000476	06	10,0	3/8"	14,70	0,58	12,0	1750	48,0	7000	60,0	2,36	0,220	0,15
1000347	08	13,0	1/2"	17,80	0,70	12,0	1750	48,0	7000	80,0	3,15	0,230	0,16

Dimensions shown may be changed without prior notice

// FLEXOPAK 1SC



ISO 11237 - EN 857 1SC

Tube: oil resistant synthetic rubber.**Reinforcement:** one high tensile steel braid.**Cover:** abrasion, ozone and hydrocarbon resistant synthetic rubber.**Application:** high pressure hydraulic lines, fuel oil, antifreeze solutions, air and water.**Constant operation:** -40 °C +100 °C (-40 °F +212 °F)

air max T = +70 °C (+160 °F)

Safety factor: 1:4**Length:** random

Item Code	↔			↔		↻		↻		⤴		⚖	
	Dash	mm	in	mm	in	Mpa	psi	Mpa	psi	mm	in	kg/m	lb/ft
1000305	08	13,0	1/2"	19,50	0,77	16,0	2320	64,0	9280	90,0	3,54	0,410	0,28
1000280	10	16,0	5/8"	23,00	0,91	13,0	1900	52,0	7560	100,0	3,94	0,440	0,30
1000251	12	19,0	3/4"	26,70	1,05	10,5	1530	42,0	6000	125,0	4,92	0,570	0,39
1000252	16	25,0	1"	34,90	1,37	8,8	1280	35,2	5100	150,0	5,91	0,740	0,50

// AT3K - MINETUFF



ISO 11237 - SAE 100 R17 - EN 857 1SC

Tube: oil resistant synthetic rubber.**Reinforcement:** one high tensile steel braid.**Cover:** abrasion, ozone and hydrocarbon resistant synthetic rubber.**MSHA APPROVED****Application:** high pressure hydraulic lines, fuel oil, antifreeze solutions, air and water.**Constant operation:** -40 °C +100 °C (-40 °F +212 °F)

air max T = +70 °C (+160 °F)

Safety factor: 1:4**Length:** random**Notes:** specification reference: SAE 100 R17 - ISO 11237 - EN 857 1SC (1/4, 5/16, 3/8)**Brand text:** specification reference: SAE 100 R17 - ISO 11237 - EN 857 1SC (1/4, 5/16, 3/8)







Item Code	↔			↔		↻		↻		⤴		⚖	
	Dash	mm	in	mm	in	Mpa	psi	Mpa	psi	mm	in	kg/m	lb/ft
1000167	04	6,0	1/4"	12,00	0,47	22,5	3250	90,0	13000	50,0	1,97	0,171	0,12
1000178	05	8,0	5/16"	13,30	0,52	21,5	3120	86,0	12500	55,0	2,17	0,190	0,13
1000106	06	10,0	3/8"	15,40	0,61	21,0	3000	84,0	12000	65,0	2,56	0,257	0,18
1000105	08	13,0	1/2"	19,20	0,76	21,0	3000	84,0	12000	90,0	3,54	0,360	0,25

// FLEXOR 1SN/R1AT 



ISO 1436-1 - SAE 100 R1AT - EN 853 1SN

Tube: oil resistant synthetic rubber.
Reinforcement: one high tensile steel braid.
Cover: abrasion, ozone and hydrocarbon resistant synthetic rubber.
Application: high pressure hydraulic lines, fuel oil, antifreeze solutions, air and water.
HALOGEN-FREE COMPOUND
Constant operation: -40 °C +100 °C (-40 °F +212 °F)
 air max T = +70 °C (+160 °F)
Safety factor: 1:4
Length: random up to 1" - 61 m max over 1"1/4







Item Code													
	Dash	mm	in	mm	in	Mpa	psi	Mpa	psi	mm	in	kg/m	lb/ft
1001330	03	5,0	3/16"	11,10	0,44	25,0	3630	100,0	14500	90,0	3,54	0,160	0,11
1001331	04	6,0	1/8"	12,70	0,50	22,5	3250	90,0	13000	100,0	3,94	0,198	0,14
1001332	05	8,0	5/16"	14,20	0,56	21,5	3120	86,0	12500	115,0	4,53	0,240	0,17
1001333	06	10,0	3/8"	16,50	0,65	18,0	2610	72,0	10500	130,0	5,12	0,300	0,21
1001334	08	13,0	1/2"	19,90	0,78	16,0	2320	64,0	9280	180,0	7,09	0,372	0,26
1001335	10	16,0	5/8"	23,00	0,91	13,0	1900	52,0	7560	200,0	7,87	0,420	0,29
1001336	12	19,0	3/4"	27,00	1,06	10,5	1530	42,0	6000	240,0	9,45	0,560	0,38
1001337	16	25,0	1"	35,00	1,38	8,8	1280	35,2	5100	300,0	11,81	0,876	0,59
1001338	20	32,0	1 1/4"	42,50	1,67	6,3	920	25,2	3680	420,0	16,54	1,095	0,74
1001339	24	38,0	1 1/2"	49,70	1,96	5,0	730	20,0	2900	500,0	19,69	1,329	0,90
1001340	32	51,0	2"	62,90	2,48	4,0	600	16,0	2320	630,0	24,80	1,835	1,24

// FLEXOR 1SN/R1AT - MINETUFF



ISO 1436-1 - SAE 100 R1AT - EN 853 1SN

Tube: oil resistant synthetic rubber.
Reinforcement: one high tensile steel braid.
Cover: abrasion, ozone and hydrocarbon resistant synthetic rubber.
MSHA APPROVED
Application: high pressure hydraulic lines, fuel oil, antifreeze solutions, air and water.
Constant operation: -40 °C +100 °C (-40 °F +212 °F)
 air max T = +70 °C (+160 °F)
Safety factor: 1:4
Length: random up to 1" - 61 m max over 1"1/4

Item Code													
	Dash	mm	in	mm	in	Mpa	psi	Mpa	psi	mm	in	kg/m	lb/ft
1002311	04	6,0	1/4"	12,70	0,50	22,5	3250	90,0	13000	100,0	3,94	0,192	0,13
1002312	05	8,0	5/16"	14,20	0,56	21,5	3120	86,0	12500	115,0	4,53	0,228	0,16
1002313	06	10,0	3/8"	16,50	0,65	18,0	2610	72,0	10500	130,0	5,12	0,287	0,20
1002314	08	13,0	1/2"	19,90	0,78	16,0	2320	64,0	9280	180,0	7,09	0,372	0,26
1002315	10	16,0	5/8"	23,00	0,91	13,0	1900	52,0	7560	200,0	7,87	0,420	0,29
1002316	12	19,0	3/4"	27,00	1,06	10,5	1530	42,0	6000	240,0	9,45	0,543	0,37
1002317	16	25,0	1"	35,00	1,38	8,8	1280	35,2	5100	300,0	11,81	0,864	0,59
1002497	20	32,0	1 1/4"	42,10	1,66	6,3	920	25,2	3680	420,0	16,54	1,042	0,71
1002319	24	38,0	1 1/2"	49,20	1,94	5,0	730	20,0	2900	500,0	19,69	1,330	0,90
1002321	32	51,0	2"	62,40	2,46	4,0	600	16,0	2320	630,0	24,80	1,835	1,24

Dimensions shown may be changed without prior notice

// FLEXOR 5



SAE 100 R5 - J1402 DOT AII FM VSS 106

Tube: oil resistant synthetic rubber.**Reinforcement:** one high tensile steel braid.**Cover:** braided high tensile textile cord.**Application:** medium pressure hydraulic lines, fuel oil, antifreeze solutions, air and water.**Constant operation:** -40 °C +100 °C (-40 °F +212 °F)
air max T = +70 °C (+160 °F)**Safety factor:** 1:4**Length:** random

Item Code	↔			↔		↻		↻		↷		⚖	
	Dash	mm	in	mm	in	Mpa	psi	Mpa	psi	mm	in	kg/m	lb/ft
1000054	04	5,0	3/16"	13,20	0,52	20,7	3000	82,8	12000	76,0	2,99	0,230	0,16
1000055	05	6,3	1/4"	14,80	0,58	20,7	3000	82,8	12000	86,0	3,39	0,270	0,19
1000056	06	8,0	5/16"	17,30	0,68	15,5	2250	62,0	9000	102,0	4,02	0,350	0,24
1000049	07	10,3	13/32"	19,50	0,77	13,8	2000	55,2	8000	117,0	4,61	0,404	0,28
1000050	10	12,5	1/2"	23,40	0,92	12,1	1750	48,4	7000	140,0	5,51	0,560	0,38
1000051	12	16,0	5/8"	27,40	1,08	10,3	1500	41,4	6000	165,0	6,50	0,670	0,46
1000052	16	22,0	7/8"	31,40	1,24	5,5	800	22,0	3200	187,0	7,36	0,690	0,47
1000053	20	29,0	1 1/8"	38,10	1,50	4,3	625	17,2	2500	229,0	9,02	0,850	0,58
1000326	24	35,0	1 3/8"	44,50	1,75	3,4	525	13,8	2000	267,0	10,51	1,060	0,72
1000203	32	46,0	1 13/16"	56,40	2,22	2,4	350	9,6	1400	337,0	13,27	1,350	0,91

// FLEXOPAK 2SC (HF)



ISO 11237 - EN 857 2SC

Tube: oil resistant synthetic rubber.**Reinforcement:** two high tensile steel braids.**Cover:** abrasion, ozone and hydrocarbon resistant synthetic rubber.**Application:** high pressure hydraulic lines, fuel oil, antifreeze solutions, air and water.**HALOGEN-FREE COMPOUND****Constant operation:** -40 °C +100 °C (-40 °F +212 °F)
air max T = +70 °C (+160 °F)**Safety factor:** 1:4**Length:** random

Item Code	↔			↔		↻		↻		↷		⚖	
	Dash	mm	in	mm	in	Mpa	psi	Mpa	psi	mm	in	kg/m	lb/ft
1000365	04	6,0	1/4"	13,00	0,51	40,0	5850	160,0	23200	75,0	2,95	0,255	0,18
1000366	05	8,0	5/16"	14,70	0,58	35,0	5000	140,0	20000	85,0	3,35	0,300	0,21
1000367	06	10,0	3/8"	16,50	0,65	33,0	4800	132,0	19200	90,0	3,54	0,370	0,25
1000368	08	13,0	1/2"	19,90	0,78	27,5	4000	110,0	16000	130,0	5,12	0,470	0,32
1000369	10	16,0	5/8"	23,40	0,92	25,0	3630	100,0	14500	170,0	6,69	0,591	0,40
1000370	12	19,0	3/4"	27,60	1,09	21,5	3120	86,0	12500	200,0	7,87	0,789	0,54
1000371	16	25,0	1"	34,90	1,37	16,5	2400	66,0	9600	250,0	9,84	1,155	0,78

// FLEXOPAK 2 - MINETUFF



ISO 11237 - SAE 100 R16 - EN 857 2SC (up to 1")

Tube: oil resistant synthetic rubber.
Reinforcement: two high tensile steel braids.
Cover: abrasion, ozone and hydrocarbon resistant synthetic rubber.

MSHA APPROVED

Application: high pressure hydraulic lines, fuel oil, antifreeze solutions, air and water.

Constant operation: -40 °C +100 °C (-40 °F +212 °F)
 air max T = +70 °C (+160 °F)

Safety factor: 1:4

Length: random up to 1" - 61 m max over 1"1/4

Item Code	↔			↔		↻		↻		↷		⚖	
	Dash	mm	in	mm	in	Mpa	psi	Mpa	psi	mm	in	kg/m	lb/ft
1000146	04	6,0	1/4"	13,00	0,51	42,0	6000	168,0	24000	51,0	2,01	0,259	0,18
1000174	05	8,0	5/16"	14,50	0,57	37,5	5500	150,0	22000	57,0	2,24	0,313	0,22
1000147	06	10,0	3/8"	16,80	0,66	35,0	5000	140,0	20000	64,0	2,52	0,373	0,26
1000171	08	13,0	1/2"	20,60	0,81	31,0	4500	124,0	18000	90,0	3,54	0,508	0,35
1000104	10	16,0	5/8"	23,20	0,91	28,0	4000	112,0	16000	101,0	3,98	0,595	0,40
1000172	12	19,0	3/4"	27,60	1,09	24,0	3500	96,0	14000	121,0	4,76	0,781	0,53
1000173	16	25,0	1"	35,50	1,40	21,0	3000	84,0	12000	152,0	5,98	1,266	0,86
1001533	20	32,0	1 1/4"	42,00	1,65	14,0	2000	58,0	8400	210,0	8,27	1,367	0,92
1001728	24	38,0	1 1/2"	49,90	1,96	12,5	1820	50,0	7280	430,0	16,93	1,970	1,33
1001729	32	51,0	2"	63,50	2,50	10,0	1500	40,0	5850	550,0	21,65	2,550	1,72
1001945	40	63,0	2 1/2"	76,40	3,01	7,5	1100	30,0	4300	720,0	28,35	3,300	2,22

// FLEXOR 2SN/R2AT (HF)



ISO 1436-1 - SAE 100 R2AT - EN 853 2SN

Tube: oil resistant synthetic rubber.
Reinforcement: two high tensile steel braids.
Cover: abrasion, ozone and hydrocarbon resistant synthetic rubber.

Application: high pressure hydraulic lines, fuel oil, antifreeze solutions, air and water.

HALOGEN-FREE COMPOUND

Constant operation: -40 °C +100 °C (-40 °F +212 °F)
 air max T = +70 °C (+160 °F)

Safety factor: 1:4

Length: random up to 1" - 61 m max over 1"1/4

Item Code	↔			↔		↻		↻		↷		⚖	
	Dash	mm	in	mm	in	Mpa	psi	Mpa	psi	mm	in	kg/m	lb/ft
1001341	03	5,0	3/16"	13,00	0,51	42,0	6000	168,0	24000	90,0	3,54	0,282	0,19
1001342	04	6,0	1/4"	14,20	0,56	40,0	5850	160,0	23200	100,0	3,94	0,330	0,23
1001343	05	8,0	5/16"	15,80	0,62	35,0	5000	140,0	20000	115,0	4,53	0,357	0,24
1001344	06	10,0	3/8"	18,20	0,72	33,0	4800	132,0	19200	125,0	4,92	0,460	0,31
1001345	08	13,0	1/2"	21,30	0,84	27,5	4000	110,0	16000	175,0	6,89	0,534	0,36
1001346	10	16,0	5/8"	24,50	0,96	25,0	3630	100,0	14500	200,0	7,87	0,670	0,46
1001347	12	19,0	3/4"	28,60	1,13	21,5	3120	86,0	12500	240,0	9,45	0,846	0,57
1001348	16	25,0	1"	36,60	1,44	16,5	2400	66,0	9600	300,0	11,81	1,250	0,85
1001349	20	32,0	1 1/4"	46,00	1,81	12,5	1820	50,0	7280	420,0	16,54	1,540	1,04
1001350	24	38,0	1 1/2"	52,80	2,08	9,0	1310	36,0	5240	500,0	19,69	2,030	1,37
1001351	32	51,0	2"	65,60	2,58	8,0	1200	32,0	4640	630,0	24,80	2,760	1,86

Dimensions shown may be changed without prior notice

// FLEXOR 2SN/R2AT - MINETUFF



ISO 1436-1 - SAE 100 R2AT - EN 853 2SN

Tube: oil resistant synthetic rubber.**Reinforcement:** two high tensile steel braids.**Cover:** abrasion, ozone and hydrocarbon resistant synthetic rubber.**MSHA APPROVED****Application:** high pressure hydraulic lines, fuel oil, antifreeze solutions, air and water.**Constant operation:** -40 °C +100 °C (-40 °F +212 °F)
air max T = +70 °C (+160 °F)**Safety factor:** 1:4**Length:** random up to 1" - 61 m max over 1"1/4

Item Code	Dash	↔		↔		↻		↻		↷		♻	
		mm	in	mm	in	Mpa	psi	Mpa	psi	mm	in	kg/m	lb/ft
1002467	04	6,0	1/4"	14,20	0,56	40,0	5850	160,0	23200	100,0	3,94	0,330	0,23
1002468	05	8,0	5/16"	15,80	0,62	35,0	5000	140,0	20000	115,0	4,53	0,353	0,24
1002469	06	10,0	3/8"	18,20	0,72	33,0	4800	132,0	19200	125,0	4,92	0,463	0,32
1002470	08	13,0	1/2"	21,30	0,84	27,5	4000	110,0	16000	175,0	6,89	0,530	0,36
1002471	10	16,0	5/8"	24,50	0,96	25,0	3630	100,0	14500	200,0	7,87	0,674	0,46
1002472	12	19,0	3/4"	28,60	1,13	21,5	3120	86,0	12500	240,0	9,45	0,852	0,58
1002473	16	25,0	1"	36,60	1,44	16,5	2400	66,0	9600	300,0	11,81	1,224	0,83
1002498	20	32,0	1 1/4"	46,00	1,81	12,5	1820	50,0	7280	420,0	16,54	1,769	1,19
1002474	24	38,0	1 1/2"	52,80	2,08	9,0	1310	36,0	5240	500,0	19,69	2,030	1,37
1002475	32	51,0	2"	65,60	2,58	8,0	1200	32,0	4640	630,0	24,80	2,760	1,86

// FLEXOR ELEVATOR



EN 81.2

Tube: oil resistant synthetic rubber.**Reinforcement:** one/two high tensile steel braids.**Cover:** abrasion, ozone and hydrocarbon resistant synthetic rubber.**Application:** medium pressure hydraulic lines, fuel oil, antifreeze solutions, air and water.**Constant operation:** -40 °C +100 °C (-40 °F +212 °F)
air max T = +70 °C (+160 °F)**Safety factor:** 1:8**Length:** random

Item Code	Const.	↔		↔		↻		↻		↷		♻		
		Dash	mm	in	mm	in	Mpa	psi	Mpa	psi	mm	in	kg/m	lb/ft
1001782	1WB	12	19,0	3/4"	25,80	1,02	5,0	730	40,0	5850	240,0	9,45	0,490	0,33
1000941	1WB	16	25,0	1"	32,10	1,26	5,0	730	40,0	5850	300,0	11,81	0,650	0,44
1000943	1WB	20	32,0	1 1/4"	39,50	1,56	5,0	730	40,0	5850	420,0	16,54	1,000	0,68
1000972	2WB	24	38,0	1 1/2"	48,80	1,92	5,0	730	40,0	5850	500,0	19,69	1,530	1,03
1001781	2WB	32	51,0	2"	62,80	2,47	5,0	730	40,0	5850	630,0	24,80	2,220	1,50

// ALFAFOREST



Tube: oil resistant synthetic rubber.

Reinforcement: three high tensile steel braids.

Cover: abrasion, ozone and hydrocarbon resistant synthetic rubber.

Application: high pressure hydraulic lines, fuel oil, antifreeze solutions, air and water.

Constant operation: -40 °C +100 °C (-40 °F +212 °F)
air max T = +70 °C (+160 °F)

Safety factor: 1:4

Length: random

Item Code	↔			↔		↙		↘		∩		⊞	
	Dash	mm	in	mm	in	Mpa	psi	Mpa	psi	mm	in	kg/m	lb/ft
1003800	06	10,0	3/8"	21,70	0,85	50,0	7280	196,0	28000	120,0	4,72	0,760	0,52
1003803	08	13,0	1/2"	24,80	0,98	46,9	6800	188,0	27200	160,0	6,30	0,880	0,60
1003316	10	16,0	5/8"	28,30	1,11	41,4	6000	164,0	23500	210,0	8,27	1,110	0,75
1003317	12	19,0	3/4"	32,20	1,27	37,5	5500	150,0	22000	260,0	10,24	1,380	0,93
1003318	16	25,0	1"	40,40	1,59	33,0	4800	130,8	19000	310,0	12,20	2,100	1,42
1003804	20	32,0	1 1/4"	45,90	1,81	24,0	3500	96,0	14000	410,0	16,14	2,310	1,56

Dimensions shown may be changed without prior notice

// WIRE SPIRAL

// BOP - FIRESAFE 5000



API 16-D FLAME RESISTANCE

Tube: oil resistant synthetic rubber.**Reinforcement:** four/six high tensile steel spirals.**Cover:** oil and fire resistant red synthetic rubber.**MSHA APPROVED****Application:** high pressure hydraulic lines in blow out preventer system, where continuous operation in case of fire is required.**Constant operation:** -40 °C +121 °C (-40 °F +250 °F)**Safety factor:** 1:4**Length:** random up to 1" - 61 m max over 1"1/4

LLOYD'S type approval on hose assemblies

Item Code	Const.	↔			↔		↻		↻		↷		⚖	
		Dash	mm	in	mm	in	Mpa	psi	Mpa	psi	mm	in	kg/m	lb/ft
1001250	4WS	06	10,0	3/8"	28,10	1,11	35,0	5000	140,0	20000	180,0	7,09	1,134	0,77
1001244	4WS	08	13,0	1/2"	31,00	1,22	35,0	5000	140,0	20000	230,0	9,06	1,280	0,87
1001249	4WS	12	19,0	3/4"	38,80	1,53	35,0	5000	140,0	20000	300,0	11,81	1,860	1,26
1001243	4WS	16	25,0	1"	46,00	1,81	35,0	5000	140,0	20000	340,0	13,39	2,690	1,81
1001247	4WS	20	32,0	1 1/4"	53,10	2,09	35,0	5000	140,0	20000	460,0	18,11	3,340	2,25
1001246	6WS	24	38,0	1 1/2"	64,90	2,56	35,0	5000	140,0	20000	560,0	22,05	5,870	3,95
1001248	6WS	32	51,0	2"	78,70	3,10	35,0	5000	140,0	20000	700,0	27,56	7,780	5,23

// FLEXOR 4SP



EN 856 4SP

Tube: oil resistant synthetic rubber.**Reinforcement:** four high tensile steel spirals.**Cover:** abrasion, ozone and hydrocarbon resistant synthetic rubber.**MSHA APPROVED****Application:** very high pressure hydraulic lines, fuel oil, antifreeze solutions, air and water.**Constant operation:** -40 °C +100 °C (-40 °F +212 °F)**Safety factor:** 1:4**Length:** random**Notes:** specification reference: SAE 100 R15 (1/1, 3/8, 1/2)

Item Code	↔			↔		↻		↻		↷		⚖	
	Dash	mm	in	mm	in	Mpa	psi	Mpa	psi	mm	in	kg/m	lb/ft
1000236	04	6,0	1/4"	17,90	0,70	45,0	6550	180,0	26200	150,0	5,91	0,547	0,37
1000237	06	10,0	3/8"	21,40	0,84	44,5	6450	178,0	25800	180,0	7,09	0,706	0,48
1000238	08	13,0	1/2"	24,60	0,97	41,5	6000	166,0	24000	230,0	9,06	0,864	0,59
1000239	10	16,0	5/8"	28,20	1,11	35,0	5000	140,0	20000	250,0	9,84	1,037	0,70
1000240	12	19,0	3/4"	32,20	1,27	38,0	5500	152,0	22040	300,0	11,81	1,434	0,97
1000241	16	25,0	1"	39,70	1,56	32,0	4640	128,0	18560	340,0	13,39	1,880	1,27

// FLEXOR 4SH



EN 856 4SH

Tube: oil resistant synthetic rubber.
Reinforcement: four high tensile steel spirals.
Cover: abrasion, ozone and hydrocarbon resistant synthetic rubber.

MSHA APPROVED

Application: very high pressure hydraulic lines, fuel oil, antifreeze solutions, air and water.

Constant operation: -40 °C +100 °C (-40 °F +212 °F)

Safety factor: 1:4

Length: random up to 1" - 61 m max over 1"1/4

Item Code	↔			↔		↕		↔		∩		⊞	
	Dash	mm	in	mm	in	Mpa	psi	Mpa	psi	mm	in	kg/m	lb/ft
1000245	12	19,0	3/4"	32,20	1,27	42,0	6000	168,0	24000	280,0	11,02	1,556	1,05
1000246	16	25,0	1"	38,70	1,52	38,0	5500	152,0	22040	340,0	13,39	1,950	1,32
1000247	20	32,0	1 1/4"	45,50	1,79	35,0	5000	140,0	20000	460,0	18,11	2,470	1,66
1000248	24	38,0	1 1/2"	53,50	2,11	29,0	4200	116,0	16800	560,0	22,05	3,270	2,20
1000249	32	51,0	2"	68,10	2,68	25,0	3630	100,0	14500	700,0	27,56	4,670	3,14

// FLEXOR 12



SAE 100 R12 - EN 856 R12

Tube: oil resistant synthetic rubber.
Reinforcement: four high tensile steel spirals.
Cover: abrasion, ozone and hydrocarbon resistant synthetic rubber.

MSHA APPROVED

Application: very high pressure hydraulic lines, fuel oil, antifreeze solutions, air and water.

Constant operation: -40 °C +121 °C (-40 °F +250 °F)

Safety factor: 1:4

Length: random up to 1" - 61 m max over 1"1/4

Item Code	↔			↔		↕		↔		∩		⊞	
	Dash	mm	in	mm	in	Mpa	psi	Mpa	psi	mm	in	kg/m	lb/ft
1000463	06	10,0	3/8"	20,30	0,80	28,0	4000	112,0	16000	127,0	5,00	0,610	0,41
1000464	08	13,0	1/2"	23,80	0,94	28,0	4000	112,0	16000	178,0	7,01	0,760	0,52
1000465	10	16,0	5/8"	27,40	1,08	28,0	4000	112,0	16000	203,0	7,99	1,020	0,69
1000343	12	19,0	3/4"	30,70	1,21	28,0	4000	112,0	16000	241,0	9,49	1,190	0,80
1000342	16	25,0	1"	38,00	1,50	28,0	4000	112,0	16000	305,0	12,01	1,730	1,17
1000341	20	32,0	1 1/4"	47,00	1,85	21,0	3000	84,0	12000	419,0	16,50	2,690	1,81
1000340	24	38,0	1 1/2"	53,50	2,11	17,5	2500	70,0	10000	508,0	20,00	3,080	2,07
1000339	32	51,0	2"	66,70	2,63	17,5	2500	70,0	10000	635,0	25,00	3,970	2,67
1000882	40	63,0	2 1/2"	81,20	3,20	14,0	2000	56,0	8000	720,0	28,35	6,360	4,28

Dimensions shown may be changed without prior notice

// FLEXOR 13



SAE 100 R13 - EN 856 R13

Tube: oil resistant synthetic rubber.**Reinforcement:** four/six high tensile steel spirals.**Cover:** abrasion, ozone and hydrocarbon resistant synthetic rubber.**MSHA APPROVED****Application:** very high pressure hydraulic lines, fuel oil, antifreeze solutions, air and water.**Constant operation:** -40 °C +121 °C (-40 °F +250 °F)**Safety factor:** 1:4**Length:** random up to 1" - 61 m max over 1"1/4

Item Code	Const.	↔			↔		↙		↘		↵		⚖	
		Dash	mm	in	mm	in	Mpa	psi	Mpa	psi	mm	in	kg/m	lb/ft
1000231	4WS	16	25,0	1"	38,70	1,52	38,0	5500	152,0	22040	305,0	12,01	2,000	1,35
1000232	6WS	20	32,0	1 1/4"	49,80	1,96	35,0	5000	140,0	20000	419,0	16,50	3,600	2,42
1000233	6WS	24	38,0	1 1/2"	57,30	2,26	35,0	5000	140,0	20000	508,0	20,00	4,800	3,23
1000234	6WS	32	51,0	2"	70,90	2,79	35,0	5000	140,0	20000	635,0	25,00	6,600	4,44

// FLEXOR 15 - MINETUFF



SAE 100 R15

Tube: oil resistant synthetic rubber.**Reinforcement:** four/six high tensile steel spirals.**Cover:** abrasion, ozone and hydrocarbon resistant synthetic rubber.**MSHA APPROVED****Application:** very high pressure hydraulic lines, fuel oil, antifreeze solutions, air and water.**Constant operation:** -40 °C +121 °C (-40 °F +250 °F)**Safety factor:** 1:4**Length:** random up to 1" - 61 m max over 1"1/4

Item Code	Const.	↔			↔		↙		↘		↵		⚖	
		Dash	mm	in	mm	in	Mpa	psi	Mpa	psi	mm	in	kg/m	lb/ft
1000254	4WS	10	16,0	5/8"	28,40	1,12	42,0	6000	168,0	24000	250,0	9,84	1,270	0,86
1000179	4WS	16	25,0	1"	38,70	1,52	42,0	6000	168,0	24000	330,0	12,99	2,200	1,48
1000180	6WS	20	32,0	1 1/4"	49,80	1,96	42,0	6000	168,0	24000	445,0	17,52	3,590	2,42
1000189	6WS	24	38,0	1 1/2"	57,30	2,26	42,0	6000	168,0	24000	530,0	20,87	5,000	3,37
1000344	6WS	32	51,0	2"	72,00	2,83	42,0	6000	168,0	24000	635,0	25,00	7,080	4,76

// AT7K - MINETUFF



Tube: oil resistant synthetic rubber.

Reinforcement: four high tensile steel spirals.

Cover: abrasion, ozone and hydrocarbon resistant synthetic rubber.

MSHA APPROVED

Application: very high pressure hydraulic lines, fuel oil, antifreeze solutions, air and water.

Constant operation: -40 °C +121 °C (-40 °F +250 °F)

Safety factor: 1:4

Length: random up to 5/8" - 61 m max over 1"1/4

Item Code	Const.	↔			↔		↻		↻		⤴		⏚	
		Dash	mm	in	mm	in	Mpa	psi	Mpa	psi	mm	in	kg/m	lb/ft
1000275	4WS	10	16,0	5/8"	29,40	1,16	49,0	7000	196,0	28000	250,0	9,84	1,320	0,89

// AT8K - MINETUFF



Tube: oil resistant synthetic rubber.

Reinforcement: four high tensile steel spirals.

Cover: abrasion, ozone and hydrocarbon resistant synthetic rubber.

MSHA APPROVED

Application: very high pressure hydraulic lines, fuel oil, antifreeze solutions, air and water.

Constant operation: -40 °C +121 °C (-40 °F +250 °F)

Safety factor: 1:4

Length: random

Item Code	↔			↔		↻		↻		⤴		⏚	
	Dash	mm	in	mm	in	Mpa	psi	Mpa	psi	mm	in	kg/m	lb/ft
1003064	12	19,0	3/4"	31,80	1,25	56,0	8000	224,0	32000	270,0	10,63	1,710	1,15
1003066	16	25,0	1"	39,40	1,55	56,0	8000	224,0	32000	300,0	11,81	2,471	1,67

ALFAGOMMA

alfabiotech

**NEW EXTRA FLEXIBLE
BIO OIL RESISTANT
HOSE RANGE**



alfabiotech

- ▲ SPECIALLY DESIGNED FOR BIO OIL FULL COMPATIBILITY
- ▲ EXTREME FLEXIBILITY: UP TO 50% BETTER BEND RADIUS COMPARED TO SAE 100R
- ▲ MINETUFF COVER FOR TOP ABRASION & OZONE RESISTANCE
- ▲ MSHA-APPROVED FIRE RESISTANT COVER



BEND RADIUS
STANDARD SAE 100R

BEND RADIUS: REDUCED UP TO 50%

www.alfagomma.com

EN 856 R12 - MSHA

// ALFABIOTECH

// ALFABIOTECH 2000 - MINETUFF



ISO 18752

Tube: oil resistant synthetic rubber and biodegradable hydraulic fluids.

Reinforcement: four high tensile steel spirals.

Cover: abrasion, ozone and hydrocarbon resistant synthetic rubber.

MSHA APPROVED

Application: developed to withstand very demanding conditions, very high performance in pressure, pulsing and flexing.

Constant operation: -40 °C +121 °C (-40 °F +250 °F)

Safety factor: 1:4

Length: 61 m from 1 1/4" to 3"

Item Code	↔			↔		↻		↻		⤴		⚖	
	Dash	mm	in	mm	in	Mpa	psi	Mpa	psi	mm	in	kg/m	lb/ft
1002575	40	63,0	2 1/2"	79,00	3,11	14,0	2000	56,0	8000	720,0	28,35	4,630	3,12
1002576	48	76,0	3"	92,50	3,64	14,0	2000	56,0	8000	840,0	33,07	5,404	3,64

// ALFABIOTECH 3000 - MINETUFF



ISO 18752 - EXCEEDS SAE 100 R12

Tube: oil resistant synthetic rubber and biodegradable hydraulic fluids.

Reinforcement: four/six high tensile steel spirals.

Cover: abrasion, ozone and hydrocarbon resistant synthetic rubber.

MSHA APPROVED

Application: developed to withstand very demanding conditions, very high performance in pressure, pulsing and flexing.

Constant operation: -40 °C +121 °C (-40 °F +250 °F)

Safety factor: 1:4

Length: 61 m from 1 1/4" to 3"

Item Code	Const.	↔			↔		↻		↻		⤴		⚖	
		Dash	mm	in	mm	in	Mpa	psi	Mpa	psi	mm	in	kg/m	lb/ft
1001690	4WS	20	32,0	1 1/4"	45,70	1,80	21,0	3000	84,0	12000	230,0	9,06	2,259	1,52
1002574	4WS	24	38,0	1 1/2"	51,80	2,04	21,0	3000	84,0	12000	420,0	16,54	2,758	1,86
1003035	4WS	32	51,0	2"	66,80	2,63	21,0	3000	84,0	12000	560,0	22,05	3,989	2,69
1003036	6WS	48	76,0	3"	95,60	3,76	21,0	3000	84,0	12000	900,0	35,43	7,950	5,35

Dimensions shown may be changed without prior notice

// ALFABIOTECH 4000 - MINETUFF



ISO 18752

Tube: oil resistant synthetic rubber and biodegradable hydraulic fluids.

Reinforcement: four high tensile steel spirals.

Cover: abrasion, ozone and hydrocarbon resistant synthetic rubber.

MSHA APPROVED

Application: developed to withstand very demanding conditions, very high performance in pressure, pulsing and flexing.


Constant operation: -40 °C +121 °C (-40 °F +250 °F)

Safety factor: 1:4

Length: random up to 1" - 61 m max over 1"1/4

Item Code	Dash	↔		↔		↻		↻		⤴		⚖	
		mm	in	mm	in	Mpa	psi	Mpa	psi	mm	in	kg/m	lb/ft
1003797	08	13,0	1/2"	23,00	0,91	28,0	4000	112,0	16000	90,0	3,54	0,747	0,51
1001691	12	19,0	3/4"	29,50	1,16	28,0	4000	112,0	16000	120,0	4,72	1,019	0,69
1001692	16	25,0	1"	37,50	1,48	28,0	4000	112,0	16000	150,0	5,91	1,637	1,11
1002484	20	32,0	1 1/4"	45,70	1,80	28,0	4000	112,0	16000	260,0	10,24	2,264	1,53
1002483	32	51,0	2"	66,80	2,63	28,0	4000	112,0	16000	530,0	20,87	4,475	3,01

// ALFABIOTECH 5000 - MINETUFF



ISO 18752

Tube: oil resistant synthetic rubber and biodegradable hydraulic fluids.

Reinforcement: four/six high tensile steel spirals.

Cover: abrasion, ozone and hydrocarbon resistant synthetic rubber.

MSHA APPROVED

Application: developed to withstand very demanding conditions, very high performance in pressure, pulsing and flexing.

Constant operation: -40 °C +121 °C (-40 °F +250 °F)

Safety factor: 1:4

Length: random up to 1" - 61 m max over 1"1/4

Item Code	Const.	↔		↔		↻		↻		⤴		⚖		
		Dash	mm	in	mm	in	Mpa	psi	Mpa	psi	mm	in	kg/m	lb/ft
1001693	4WS	10	16,0	5/8"	26,30	1,04	35,0	5000	140,0	20000	140,0	5,51	0,931	0,63
1001694	4WS	12	19,0	3/4"	31,00	1,22	35,0	5000	140,0	20000	150,0	5,91	1,230	0,83
1001695	4WS	16	25,0	1"	37,60	1,48	35,0	5000	140,0	20000	180,0	7,09	1,680	1,13
1001696	4WS	20	32,0	1 1/4"	45,80	1,80	35,0	5000	140,0	20000	280,0	11,02	2,521	1,70
1001780	6WS	24	38,0	1 1/2"	56,50	2,22	35,0	5000	140,0	20000	500,0	19,69	4,483	3,02
1001779	6WS	32	51,0	2"	70,20	2,76	35,0	5000	140,0	20000	550,0	21,65	6,159	4,14

// ALFABIOTECH 5000 PLUS - MINETUFF



ISO 18752

Tube: oil resistant synthetic rubber and biodegradable hydraulic fluids.

Reinforcement: four high tensile steel spirals.

Cover: abrasion, ozone and hydrocarbon resistant synthetic rubber.

MSHA APPROVED

Application: developed to withstand very demanding conditions, very high performance in pressure, pulsing and flexing.

Constant operation: -40 °C +121 °C (-40 °F +250 °F)

Safety factor: 1:4

Length: random

Item Code	↔			↔		↻		↻		⤴		⚖	
	Dash	mm	in	mm	in	Mpa	psi	Mpa	psi	mm	in	kg/m	lb/ft
1001712	12	19,0	3/4"	31,00	1,22	38,0	5500	152,0	22040	180,0	7,09	1,324	0,89
1001713	16	25,0	1"	38,30	1,51	38,0	5500	152,0	22040	210,0	8,27	1,923	1,30

// ALFABIOTECH 6000 - MINETUFF



ISO 18752 - EXCEEDS SAE 100 R15

Tube: oil resistant synthetic rubber and biodegradable hydraulic fluids.

Reinforcement: four/six high tensile steel spirals.

Cover: abrasion, ozone and hydrocarbon resistant synthetic rubber.

MSHA APPROVED

Application: developed to withstand very demanding conditions, very high performance in pressure, pulsing and flexing.

Constant operation: -40 °C +121 °C (-40 °F +250 °F)

Safety factor: 1:4

Length: random up to 1" - 61 m max over 1"1/4

Item Code	Const.	↔			↔		↻		↻		⤴		⚖	
		Dash	mm	in	mm	in	Mpa	psi	Mpa	psi	mm	in	kg/m	lb/ft
1001697	4WS	04	6,0	1/4"	17,30	0,68	45,0	6550	180,0	26200	60,0	2,36	0,540	0,37
1001698	4WS	06	10,0	3/8"	20,10	0,79	44,5	6450	178,0	25800	75,0	2,95	0,648	0,44
1001699	4WS	08	13,0	1/2"	23,00	0,91	42,0	6000	168,0	24000	90,0	3,54	0,747	0,51
1001700	4WS	10	16,0	5/8"	28,20	1,11	42,0	6000	168,0	24000	180,0	7,09	1,198	0,81
1001701	4WS	12	19,0	3/4"	31,40	1,24	42,0	6000	168,0	24000	210,0	8,27	1,429	0,97
1001702	4WS	16	25,0	1"	38,20	1,50	42,0	6000	168,0	24000	250,0	9,84	1,950	1,32
1002487	4WS	20	32,0	1 1/4"	46,10	1,81	42,0	6000	168,0	24000	445,0	17,52	2,920	1,97
1002485	6WS	20	32,0	1 1/4"	49,30	1,94	42,0	6000	168,0	24000	445,0	17,52	3,401	2,29
1002486	6WS	24	38,0	1 1/2"	56,50	2,22	42,0	6000	168,0	24000	530,0	20,87	4,480	3,02
1003505	6WS	32	51,0	2"	71,00	2,80	42,0	6000	168,0	24000	650,0	25,59	6,500	4,37

Dimensions shown may be changed without prior notice

// SUPERTUFF

// AT3K - SUPERTUFF



ISO 11237 - SAE 100 R17 - EN 857 1SC

Tube: oil resistant synthetic rubber.**Reinforcement:** one high tensile steel braid.**Cover:** abrasion, ozone and hydrocarbon resistant synthetic rubber. Special "supertuff" cover for excellent abrasion resistance and long service life in heavy duty applications.**MSHA APPROVED****Application:** high pressure hydraulic lines, fuel oil, antifreeze solutions, air and water.**Constant operation:** -40 °C +100 °C (-40 °F +212 °F)
air max T = +70 °C (+160 °F)**Safety factor:** 1:4**Length:** random

Item Code	↔			↔		↻		↻		↷		♻	
	Dash	mm	in	mm	in	Mpa	psi	Mpa	psi	mm	in	kg/m	lb/ft
1000195	04	6,0	1/4"	12,10	0,48	22,5	3250	90,0	13000	50,0	1,97	0,170	0,12
1000405	05	8,0	5/16"	14,00	0,55	21,5	3120	86,0	12500	55,0	2,17	0,180	0,13
1000209	06	10,0	3/8"	15,60	0,61	21,0	3000	84,0	12000	65,0	2,56	0,260	0,18
1000197	08	13,0	1/2"	19,50	0,77	21,0	3000	84,0	12000	90,0	3,54	0,410	0,28

// FLEXOPAK 2 - SUPERTUFF




ISO 11237 - SAE 100 R16 - EN 857 2SC

Tube: oil resistant synthetic rubber.**Reinforcement:** two high tensile steel braids.**Cover:** abrasion, ozone and hydrocarbon resistant synthetic rubber. Special "supertuff" cover for excellent abrasion resistance and long service life in heavy duty applications.**MSHA APPROVED****Application:** high pressure hydraulic lines, fuel oil, antifreeze solutions, air and water.**Constant operation:** -40 °C +100 °C (-40 °F +212 °F)
air max T = +70 °C (+160 °F)**Safety factor:** 1:4**Length:** random

Item Code	↔			↔		↻		↻		↷		♻	
	Dash	mm	in	mm	in	Mpa	psi	Mpa	psi	mm	in	kg/m	lb/ft
1000228	04	6,0	1/4"	13,00	0,51	42,0	6000	168,0	24000	51,0	2,01	0,270	0,19
1000213	05	8,0	5/16"	14,50	0,57	37,5	5500	150,0	22000	57,0	2,24	0,320	0,22
1000224	06	10,0	3/8"	16,80	0,66	35,0	5000	140,0	20000	64,0	2,52	0,393	0,27
1000225	08	13,0	1/2"	20,60	0,81	31,0	4500	124,0	18000	90,0	3,54	0,528	0,36
1000226	10	16,0	5/8"	23,20	0,91	28,0	4000	112,0	16000	101,0	3,98	0,614	0,42
1000227	12	19,0	3/4"	27,60	1,09	24,0	3500	96,0	14000	125,0	4,92	0,822	0,56
1000348	16	25,0	1"	35,50	1,40	21,0	3000	84,0	12000	150,0	5,91	1,300	0,88

// ALFABIOTECH 5000 - SUPERTUFF



ISO 18752

Tube: oil resistant synthetic rubber and biodegradable hydraulic fluids.

Reinforcement: four/six high tensile steel spirals.

Cover: abrasion, ozone and hydrocarbon resistant synthetic rubber. Special "supertuff" cover for excellent abrasion resistance and long service life in heavy duty applications.

MSHA APPROVED

Application: developed to withstand very demanding conditions, very high performance in pressure, pulsing and flexing.

Constant operation: -40 °C +121 °C (-40 °F +250 °F)

Safety factor: 1:4

Length: random up to 1" - 61 m max over 1"1/4

Item Code	Const.	↔			↔		↻		↻		⤵		⬆	
		Dash	mm	in	mm	in	Mpa	psi	Mpa	psi	mm	in	kg/m	lb/ft
1003045	4WS	10	16,0	5/8"	26,00	1,02	35,0	5000	140,0	20000	140,0	5,51	0,930	0,63
1003037	4WS	12	19,0	3/4"	31,60	1,24	35,0	5000	140,0	20000	150,0	5,91	1,293	0,87
1003038	4WS	16	25,0	1"	38,20	1,50	35,0	5000	140,0	20000	180,0	7,09	1,704	1,15
1003046	4WS	20	32,0	1 1/4"	44,40	1,75	35,0	5000	140,0	20000	280,0	11,02	2,984	2,01
1003047	6WS	24	38,0	1 1/2"	56,50	2,22	35,0	5000	140,0	20000	500,0	19,69	4,610	3,10
1003048	6WS	32	51,0	2"	70,20	2,76	35,0	5000	140,0	20000	550,0	21,65	6,376	4,29

// ALFABIOTECH 6000 - SUPERTUFF



ISO 18752 - EXCEEDS SAE 100 R15

Tube: oil resistant synthetic rubber and biodegradable hydraulic fluids.

Reinforcement: four/six high tensile steel spirals.

Cover: abrasion, ozone and hydrocarbon resistant synthetic rubber. Special "supertuff" cover for excellent abrasion resistance and long service life in heavy duty applications.

MSHA APPROVED

Application: developed to withstand very demanding conditions, very high performance in pressure, pulsing and flexing.

Constant operation: -40 °C +121 °C (-40 °F +250 °F)

Safety factor: 1:4

Length: random up to 1" - 61 m max over 1"1/4

Item Code	Const.	↔			↔		↻		↻		⤵		⬆	
		Dash	mm	in	mm	in	Mpa	psi	Mpa	psi	mm	in	kg/m	lb/ft
1003296	4WS	06	10,0	3/8"	20,10	0,79	44,5	6450	178,0	25800	75,0	2,95	0,674	0,46
1003233	4WS	08	13,0	1/2"	23,00	0,91	42,0	6000	168,0	24000	90,0	3,54	0,750	0,51
1002464	4WS	10	16,0	5/8"	28,20	1,11	42,0	6000	168,0	24000	180,0	7,09	1,198	0,81
1003297	4WS	12	19,0	3/4"	31,40	1,24	42,0	6000	168,0	24000	210,0	8,27	1,470	0,99
1002572	4WS	16	25,0	1"	38,20	1,50	42,0	6000	168,0	24000	250,0	9,84	2,030	1,37
1003298	6WS	20	32,0	1 1/4"	49,30	1,94	42,0	6000	168,0	24000	445,0	17,52	3,470	2,34
1003299	6WS	24	38,0	1 1/2"	56,50	2,22	42,0	6000	168,0	24000	530,0	20,87	4,629	3,12

Dimensions shown may be changed without prior notice

// HIGH TEMPERATURE

// FLEXOPAK 2 HT



ISO 11237 - SAE 100 R16 - EN 857 2SC (up to 1")

Tube: oil resistant synthetic rubber.**Reinforcement:** two high tensile steel braids.**Cover:** abrasion, ozone and hydrocarbon resistant blue synthetic rubber.**MSHA APPROVED****Application:** high pressure hydraulic lines, fuel oil, antifreeze solutions, air and water. Specially designed for high temperature applications.**Constant operation:** -40 °C +135 °C (-40 °F +275 °F)
air max T = +70 °C (+160 °F)**Safety factor:** 1:4**Length:** random

Item Code	↔			↔		↻		↻		↷		⚖	
	Dash	mm	in	mm	in	Mpa	psi	Mpa	psi	mm	in	kg/m	lb/ft
1002803	04	6,0	1/4"	13,40	0,53	42,0	6000	160,0	23200	51,0	2,01	0,260	0,18
1002804	05	8,0	5/16"	15,00	0,59	37,5	5500	150,0	22000	57,0	2,24	0,310	0,21
1002805	06	10,0	3/8"	17,40	0,69	35,0	5000	140,0	20000	64,0	2,52	0,390	0,27
1002806	08	13,0	1/2"	20,60	0,81	31,0	4500	124,0	18000	90,0	3,54	0,520	0,35
1002807	10	16,0	5/8"	23,70	0,93	28,0	4000	112,0	16000	101,0	3,98	0,600	0,41
1002808	12	19,0	3/4"	27,70	1,09	24,0	3500	96,0	14000	121,0	4,76	0,780	0,53
1002809	16	25,0	1"	35,60	1,40	21,0	3000	84,0	12000	152,0	5,98	1,230	0,83
1002810	20	32,0	1 1/4"	43,30	1,70	14,5	2100	58,0	8400	360,0	14,17	1,339	0,90
1002811	24	38,0	1 1/2"	49,90	1,96	12,5	1820	50,0	7280	430,0	16,93	1,857	1,25
1002812	32	51,0	2"	63,50	2,50	10,0	1500	40,0	5850	550,0	21,65	2,550	1,72
1002813	40	63,0	2 1/2"	76,40	3,01	7,5	1100	30,0	4300	720,0	28,35	3,300	2,22
1002814	48	76,0	3"	90,00	3,54	7,0	1000	28,0	4000	880,0	34,65	3,850	2,59

// TEMP TECH R5



SAE 100 R5

Tube: oil resistant synthetic rubber.**Reinforcement:** one high tensile steel braid.**Cover:** braided high tensile textile blue cord.**Application:** medium pressure hydraulic lines, fuel oil, antifreeze solutions, air and water. Specially designed for high temperature applications.**Constant operation:** -40 °C +150 °C (-40 °F +300 °F)
air max T = +110 °C (+230 °F)**Safety factor:** 1:4**Length:** random

Item Code	↔			↔		↻		↻		↷		⚖	
	Dash	mm	in	mm	in	Mpa	psi	Mpa	psi	mm	in	kg/m	lb/ft
1002653	04	5,0	3/16"	13,20	0,52	20,7	3000	82,8	12000	76,0	2,99	0,230	0,16
1002654	05	6,3	1/4"	14,80	0,58	20,7	3000	82,8	12000	86,0	3,39	0,270	0,19
1002655	06	8,0	5/16"	17,30	0,68	15,5	2250	62,0	9000	102,0	4,02	0,350	0,24
1002656	08	11,0	7/16"	19,50	0,77	13,8	2000	55,2	8000	117,0	4,61	0,450	0,31
1002657	10	12,5	1/2"	23,40	0,92	12,1	1750	48,4	7000	140,0	5,51	0,560	0,38
1002658	12	16,0	5/8"	27,40	1,08	10,3	1500	41,4	6000	165,0	6,50	0,670	0,46
1002659	16	22,0	7/8"	31,40	1,24	5,5	800	22,0	3200	187,0	7,36	0,690	0,47
1002660	20	29,0	1 1/8"	38,10	1,50	4,3	625	17,2	2500	229,0	9,02	0,850	0,58
1002661	24	35,0	1 3/8"	44,50	1,75	3,4	525	13,8	2000	267,0	10,51	1,060	0,72
1002662	32	46,0	1 13/16"	56,40	2,22	2,4	350	9,6	1400	337,0	13,27	1,350	0,91

// TEMP TECH 1SN



ISO 1436-1 - SAE 100 R1AT - EN 853 1SN

Tube: oil resistant synthetic rubber.
Reinforcement: one high tensile steel braid.
Cover: abrasion, ozone and hydrocarbon resistant blue synthetic rubber.

MSHA APPROVED

Application: high pressure hydraulic lines, fuel oil, antifreeze solutions, air and water. Specially designed for high temperature applications. Not recommended for steam service.

Constant operation: -40 °C +150 °C (-40 °F +300 °F)
 air max T = +110 °C (+230 °F)

Safety factor: 1:4

Length: random up to 1" - 61 m max over 1"1/4

Item Code	↔			↔		↻		↻		↷		⚖	
	Dash	mm	in	mm	in	Mpa	psi	Mpa	psi	mm	in	kg/m	lb/ft
1000556	04	6,0	1/4"	13,40	0,53	22,5	3250	90,0	13000	100,0	3,94	0,213	0,15
1000332	06	10,0	3/8"	17,40	0,69	18,0	2610	72,0	10500	130,0	5,12	0,330	0,23
1000445	08	13,0	1/2"	20,60	0,81	16,0	2320	64,0	9280	180,0	7,09	0,420	0,29
1000360	10	16,0	5/8"	23,70	0,93	13,0	1900	52,0	7560	200,0	7,87	0,510	0,35
1000333	12	19,0	3/4"	27,70	1,09	10,5	1530	42,0	6000	240,0	9,45	0,651	0,44
1000361	16	25,0	1"	35,60	1,40	8,8	1280	35,2	5100	300,0	11,81	0,997	0,68
1000563	20	32,0	1 1/4"	43,50	1,71	6,3	920	25,2	3680	420,0	16,54	1,300	0,88
1000565	24	38,0	1 1/2"	50,60	1,99	5,0	730	20,0	2900	500,0	19,69	1,480	1,00
1001554	32	51,0	2"	64,00	2,52	4,0	600	16,0	2320	630,0	24,80	2,000	1,35

// TEMP TECH 2SN



ISO 1436-1 - SAE 100 R2AT - EN 853 2SN

Tube: oil resistant synthetic rubber.
Reinforcement: two high tensile steel braids.
Cover: abrasion, ozone and hydrocarbon resistant blue synthetic rubber.

MSHA APPROVED

Application: high pressure hydraulic lines, fuel oil, antifreeze solutions, air and water. Specially designed for high temperature applications. Not recommended for steam service.

Constant operation: -40 °C +150 °C (-40 °F +300 °F)
 air max T = +110 °C (+230 °F)

Safety factor: 1:4

Length: random up to 1" - 61 m max over 1"1/4

Item Code	↔			↔		↻		↻		↷		⚖	
	Dash	mm	in	mm	in	Mpa	psi	Mpa	psi	mm	in	kg/m	lb/ft
1000447	04	6,0	1/4"	15,00	0,59	40,0	5850	160,0	23200	100,0	3,94	0,360	0,25
1000334	06	10,0	3/8"	19,10	0,75	33,0	4800	132,0	19200	125,0	4,92	0,512	0,35
1000335	08	13,0	1/2"	22,20	0,87	28,0	4000	112,0	16000	175,0	6,89	0,640	0,44
1000349	10	16,0	5/8"	25,40	1,00	25,0	3630	100,0	14500	200,0	7,87	0,740	0,50
1000350	12	19,0	3/4"	29,30	1,15	21,5	3120	86,0	12500	240,0	9,45	0,932	0,63
1000351	16	25,0	1"	38,10	1,50	16,5	2400	66,0	9600	300,0	11,81	1,320	0,89
1000362	20	32,0	1 1/4"	48,30	1,90	12,5	1820	50,0	7280	420,0	16,54	1,930	1,30
1000352	24	38,0	1 1/2"	54,60	2,15	9,0	1310	36,0	5240	500,0	19,69	2,410	1,62
1000448	32	51,0	2"	67,40	2,65	8,0	1200	32,0	4640	630,0	24,80	2,960	1,99

Dimensions shown may be changed without prior notice

// LOW TEMPERATURE

// FLEXOPAK 2 LT

**Tube:** oil resistant ultra low temperature synthetic rubber.**Reinforcement:** two high tensile steel braids.**Cover:** oil, water, ozone and ultra low temperature resistant synthetic rubber.**Application:** hydraulic system with petroleum or water/glycol based fluids, fuel, lubricating oils. Specially designed for ultra low temperature applications.**Constant operation:** -55 °C +100 °C (-67 °F +212 °F)
air max T = +70 °C (+160 °F)**Safety factor:** 1:4**Length:** random

Item Code	↔			↔		↻		↻		↷		⚖	
	Dash	mm	in	mm	in	Mpa	psi	Mpa	psi	mm	in	kg/m	lb/ft
1003221	04	6,0	1/4"	13,00	0,51	42,0	6000	168,0	24000	51,0	2,01	0,280	0,19
1003283	05	8,0	5/16"	14,50	0,57	37,5	5500	150,0	22000	57,0	2,24	0,310	0,21
1003222	06	10,0	3/8"	16,80	0,66	35,0	5000	140,0	20000	64,0	2,52	0,390	0,27
1003226	08	13,0	1/2"	20,60	0,81	31,0	4500	124,0	18000	90,0	3,54	0,520	0,35
1003223	10	16,0	5/8"	23,40	0,92	28,0	4000	112,0	16000	101,0	3,98	0,600	0,41
1003224	12	19,0	3/4"	27,60	1,09	24,0	3500	96,0	14000	121,0	4,76	0,810	0,55
1003225	16	25,0	1"	35,50	1,40	21,0	3000	84,0	12000	152,0	5,98	1,220	0,82
1003304	20	32,0	1 1/4"	43,30	1,70	14,0	2000	58,0	8400	360,0	14,17	1,390	0,94

// ALFAFOREST LT

**Tube:** oil resistant ultra low temperature synthetic rubber.**Reinforcement:** three high tensile steel braids.**Cover:** oil, water, ozone and ultra low temperature resistant synthetic rubber.**Application:** hydraulic system with petroleum or water/glycol based fluids, fuel, lubricating oils. Specially designed for ultra low temperature applications.**Constant operation:** -55 °C +100 °C (-67 °F +212 °F)
air max T = +70 °C (+160 °F)**Safety factor:** 1:4**Length:** random

Item Code	↔			↔		↻		↻		↷		⚖	
	Dash	mm	in	mm	in	Mpa	psi	Mpa	psi	mm	in	kg/m	lb/ft
1003305	06	10,0	3/8"	21,70	0,85	50,0	7280	196,0	28000	120,0	4,72	0,771	0,52
1003292	08	13,0	1/2"	24,80	0,98	46,9	6800	188,0	27200	160,0	6,30	0,909	0,62
1003293	10	16,0	5/8"	28,30	1,11	41,0	6000	164,0	23500	210,0	8,27	1,146	0,78
1003230	12	19,0	3/4"	32,20	1,27	37,5	5500	150,0	22000	260,0	10,24	1,490	1,01
1003294	16	25,0	1"	40,40	1,59	32,7	4750	130,8	19000	310,0	12,20	2,100	1,42

// FLEXOR 4SP LT



EN 856 4SP

Tube: oil resistant ultra low temperature synthetic rubber.
Reinforcement: four high tensile steel spirals.
Cover: oil, water, ozone and ultra low temperature resistant synthetic rubber.
Application: very high pressure hydraulic lines, fuel oil, antifreeze solutions, air and water. Specially designed for ultra low temperature applications.
Constant operation: -55 °C +100 °C (-67 °F +212 °F)
 air max T = +70 °C (+160 °F)
Safety factor: 1:4
Length: random
Notes: specification reference: SAE 100 R15 (1/1, 3/8, 1/2)

Item Code	↔			↔		↻		↻		⤴		⚖	
	Dash	mm	in	mm	in	Mpa	psi	Mpa	psi	mm	in	kg/m	lb/ft
1003284	04	6,0	1/4"	17,90	0,70	45,0	6550	180,0	26200	150,0	5,91	0,580	0,39
1003285	06	10,0	3/8"	21,40	0,84	44,5	6450	178,0	25800	180,0	7,09	0,749	0,51
1003286	08	13,0	1/2"	24,60	0,97	42,0	6000	168,0	24000	230,0	9,06	0,880	0,60
1003231	10	16,0	5/8"	28,20	1,11	35,0	5000	140,0	20000	250,0	9,84	1,060	0,72
1003287	12	19,0	3/4"	32,20	1,27	38,0	5500	152,0	22040	300,0	11,81	1,440	0,97
1003288	16	25,0	1"	39,70	1,56	32,0	4640	128,0	18560	340,0	13,39	1,960	1,32

// FLEXOR 4SH LT



EN 856 4SH

Tube: oil resistant ultra low temperature synthetic rubber.
Reinforcement: four high tensile steel spirals.
Cover: oil, water, ozone and ultra low temperature resistant synthetic rubber.
Application: very high pressure hydraulic lines, fuel oil, antifreeze solutions, air and water. Specially designed for ultra low temperature applications.
Constant operation: -55 °C +100 °C (-67 °F +212 °F)
 air max T = +70 °C (+160 °F)
Safety factor: 1:4
Length: random up to 1" - 61 m max over 1"1/4

Item Code	↔			↔		↻		↻		⤴		⚖	
	Dash	mm	in	mm	in	Mpa	psi	Mpa	psi	mm	in	kg/m	lb/ft
1003232	16	25,0	1"	38,70	1,52	38,0	5500	152,0	22040	340,0	13,39	1,957	1,32
1003289	20	32,0	1 1/4"	45,50	1,79	35,0	5000	140,0	20000	460,0	18,11	2,470	1,66
1003290	24	38,0	1 1/2"	53,50	2,11	29,0	4200	116,0	16800	560,0	22,05	3,270	2,20
1003291	32	51,0	2"	68,10	2,68	25,0	3630	100,0	14500	700,0	27,56	4,670	3,14

Dimensions shown may be changed without prior notice

// OIL RETURN LINES

// FLEXOR R4 604



SAE 100 R4

Tube: oil resistant synthetic rubber.**Reinforcement:** high tensile textile cords with embedded steel helix wire.**Cover:** abrasion, ozone and hydrocarbon resistant synthetic rubber.**Application:** fuel, oil and hydraulic fluids with 50% max aromatic content suction and delivery. Specially designed for hydraulic oil return lines.**Constant operation:** -40 °C +100 °C (-40 °F +212 °F)**Safety factor:** 1:4**Length:** 61 m max

Item Code	↔			↔		↻		↻		⤵		⚖	
	Dash	mm	in	mm	in	Mpa	psi	Mpa	psi	mm	in	kg/m	lb/ft
1001123	12	19,0	3/4"	30,00	1,18	2,1	300	8,4	1200	57,0	2,24	0,600	0,41
1001124	16	25,0	1"	36,00	1,42	1,7	250	6,8	986	75,0	2,95	0,740	0,50
1001126	20	32,0	1 1/4"	43,00	1,69	1,4	200	5,6	800	96,0	3,78	0,940	0,64
1001127	24	38,0	1 1/2"	49,00	1,93	1,0	150	4,0	600	114,0	4,49	1,080	0,73
1001128	32	51,0	2"	62,00	2,44	0,7	100	2,8	400	152,0	5,98	1,410	0,95
1001129	40	63,0	2 1/2"	76,00	2,99	0,4	60	1,6	240	189,0	7,44	2,040	1,38
1001672	48	76,0	3"	89,00	3,50	0,4	60	1,6	240	228,0	8,98	2,430	1,64
1001130	48	76,0	3"	89,00	3,50	0,4	60	1,6	240	228,0	8,98	2,430	1,64
1001131	56	90,0	3 1/2"	104,00	4,09	0,3	45	1,2	180	270,0	10,63	3,000	2,02
1001132	64	102,0	4"	116,00	4,57	0,2	30	0,8	120	306,0	12,05	3,350	2,26

// FLEXOR R4 634

EXTRA FLEXIBLE
SAE 100 R4**Tube:** oil resistant synthetic rubber.**Reinforcement:** high tensile textile cords with embedded steel helix wire.**Cover:** abrasion, ozone and hydrocarbon resistant synthetic rubber.**Application:** fuel, oil and hydraulic fluids with 50% max aromatic content suction and delivery. Specially designed for hydraulic oil return lines requiring tight bend radius.**Constant operation:** -40 °C +100 °C (-40 °F +212 °F)**Safety factor:** 1:4**Length:** 61 m max

Item Code	↔			↔		↻		↻		⤵		⚖	
	Dash	mm	in	mm	in	Mpa	psi	Mpa	psi	mm	in	kg/m	lb/ft
1001272	12	19,0	3/4"	30,00	1,18	2,1	300	8,4	1200	38,0	1,50	0,600	0,41
1001273	16	25,0	1"	36,00	1,42	1,7	250	6,8	986	50,0	1,97	0,750	0,51
1001275	20	32,0	1 1/4"	43,00	1,69	1,4	200	5,6	800	64,0	2,52	0,920	0,62
1001278	24	38,0	1 1/2"	49,00	1,93	1,0	150	4,0	600	76,0	2,99	1,060	0,72
1001280	32	51,0	2"	62,00	2,44	0,7	100	2,8	400	102,0	4,02	1,380	0,93
1001282	40	63,0	2 1/2"	76,00	2,99	0,4	60	1,6	240	125,0	4,92	2,180	1,47
1001284	48	76,0	3"	89,00	3,50	0,4	60	1,6	240	152,0	5,98	2,590	1,75
1001288	64	102,0	4"	116,00	4,57	0,2	30	0,8	120	203,0	7,99	3,400	2,29

// FLEXOR R4 644 HT

**EXTRA FLEXIBLE - HIGH TEMP
SAE 100 R4****Tube:** oil resistant synthetic rubber.**Reinforcement:** high tensile textile cords with embedded steel helix wire.**Cover:** abrasion, ozone and hydrocarbon resistant synthetic rubber.**MSHA APPROVED****Application:** fuel, oil and hydraulic fluids with 50% max aromatic content suction and delivery. Specially designed for high temperature applications and hydraulic oil return lines requiring tight bend radius.**Constant operation:** -40 °C +135 °C (-40 °F +275 °F)**Safety factor:** 1:4**Length:** 61 m max

Item Code	↔			↔		↻		↻		↷		♻	
	Dash	mm	in	mm	in	Mpa	psi	Mpa	psi	mm	in	kg/m	lb/ft
1001277	12	19,0	3/4"	30,00	1,18	2,1	300	8,4	1200	38,0	1,50	0,630	0,43
1001274	16	25,0	1"	36,00	1,42	1,7	250	6,8	986	50,0	1,97	0,810	0,55
1001196	20	32,0	1 1/4"	43,00	1,69	1,4	200	5,6	800	64,0	2,52	1,000	0,68
1001279	24	38,0	1 1/2"	49,00	1,93	1,0	150	4,0	600	76,0	2,99	1,150	0,78
1001281	32	51,0	2"	62,00	2,44	0,7	100	2,8	400	102,0	4,02	1,490	1,01

Dimensions shown may be changed without prior notice

// PRESSURE WASH

// ALFAJET 210



Tube: oil, detergents and hot water resistant synthetic rubber.

Reinforcement: one high tensile steel braid.

Cover: smooth. Abrasion, ozone and hydrocarbon resistant blue synthetic rubber, pin-pricked. Black cover also available.

Application: high pressure power cleaners. Specially designed for hot water applications. Not recommended for steam service.

Safety factor: 1:4

Length: random

Item Code	↔			↔		↻		↻		⤴		⚖	
	Dash	mm	in	mm	in	Mpa	psi	Mpa	psi	mm	in	kg/m	lb/ft
1000192	04	6,0	1/4"	12,10	0,48	21,0	3000	84,0	12000	50,0	1,97	0,180	0,13
1000185	05	8,0	5/16"	14,10	0,56	21,0	3000	84,0	12000	60,0	2,36	0,190	0,13
1000098	06	10,0	3/8"	15,60	0,61	21,0	3000	84,0	12000	65,0	2,56	0,268	0,19
1000166	08	13,0	1/2"	19,50	0,77	21,0	3000	84,0	12000	90,0	3,54	0,390	0,27

// ALFAJET 400



Tube: oil, detergents and hot water resistant synthetic rubber.

Reinforcement: two high tensile steel braids.

Cover: smooth. abrasion, ozone and hydrocarbon resistant blue synthetic rubber, pin-pricked. Black cover also available.

Application: high pressure power cleaners. Specially designed for hot water applications. Not recommended for steam service.

Safety factor: 1:4

Length: random

Item Code	↔			↔		↻		↻		⤴		⚖	
	Dash	mm	in	mm	in	Mpa	psi	Mpa	psi	mm	in	kg/m	lb/ft
1000221	04	6,0	1/4"	13,20	0,52	40,0	5850	160,0	23200	70,0	2,76	0,253	0,18
1000220	05	8,0	5/16"	14,90	0,59	40,0	5850	140,0	20000	76,0	2,99	0,293	0,20
1000219	06	10,0	3/8"	16,70	0,66	40,0	5850	130,0	18900	90,0	3,54	0,380	0,26
1000218	08	13,0	1/2"	20,10	0,79	40,0	5850	120,0	17450	115,0	4,53	0,492	0,34

// PTFE HOSE

// 9TS 0M


**SMOOTH PTFE STAINLESS STEEL BRAID
STANDARD DUTY
EXCEEDS SAE 100 R14**

Tube: smooth ptfе - high mechanical and vibration resistance, low permeability, dielectrical, fire resistant, food grade (FDA, DVGW, BFR compliant). Chemically inert, non sticking, ozone and weather resistant.

Reinforcement: high tensile stainless steel braid AISI 304.

Application: compressed air, gas, steam, fuel, oil, chemical and pharmaceutical products, particularly suitable for steam piping on injection moulding machines, diathermic oil installations, charging lines for cryogenic gas, compressor discharge lines, automotive, pharmaceutical and food sectors. Solvents, pigments and paint transfer lines. Hydraulic lines in power steering marine applications. Not suitable for molten alkali metals and halogens at high temperature.

Constant operation: -60 °C +260 °C (-76 °F +500 °F)

Safety factor: 1:4

Item Code									
	mm	in	mm	mm	Mpa	psi	mm	in	
2600557	5,0	3/16"	7,86	0,89	27,6	4000	51,0	2,01	0,090
2600558	6,0	1/4"	8,64	0,64	24,1	3500	76,0	2,99	0,090
2600559	8,0	5/16"	11,05	0,64	20,7	3000	102,0	4,02	0,130
2600560	10,0	3/8"	12,65	0,64	18,3	2600	127,0	5,00	0,150
2600561	13,0	1/2"	15,40	0,76	16,1	2300	140,0	5,51	0,200
2600562	16,0	5/8"	18,40	0,89	13,8	2000	165,0	6,50	0,270
2600563	19,0	3/4"	22,10	0,89	11,4	1600	203,0	7,99	0,330
2600564	25,0	1"	29,75	1,10	6,9	1000	305,0	12,01	0,520

Dimensions shown may be changed without prior notice

// 9TC OM

**CONVOLUTED PTFE STAINLESS STEEL BRAID**

Tube: smooth ptfе - high mechanical and vibration resistance, low permeability, dielectrical, fire resistant, food grade (FDA, DVGW, BFR compliant). Chemically inert, non sticking, ozone and weather resistant.

Reinforcement: high tensile stainless steel braid AISI 304.

Application: compressed air, gas, steam, fuel, oil, chemical and pharmaceutical products, particularly suitable for steam piping on injection moulding machines, diathermic oil installations, charging lines for cryogenic gas, compressor discharge lines, automotive, pharmaceutical and food sectors. Solvents, pigments and paint transfer lines. Hydraulic lines in power steering marine applications. Not suitable for molten alkali metals and halogens at high temperature.

Constant operation: -60 °C +260 °C (-76 °F +500 °F)

Safety factor: 1:4

Item Code									
	mm	in	mm	mm	Mpa	psi	mm	in	
2600574	13,0	1/2"	18,80	0,89	10,3	1500	25,0	0,98	0,280
2600575	16,0	5/8"	22,10	0,89	8,3	1200	51,0	2,01	0,330
2600576	19,0	3/4"	24,65	0,89	6,9	1000	64,0	2,52	0,400
2600577	25,0	1"	32,77	1,02	4,6	670	89,0	3,50	0,550
2600578	32,0	1 1/4"	40,72	1,02	3,4	525	127,0	5,00	0,690
2600579	38,0	1 1/2"	48,25	1,12	3,0	450	152,0	5,98	0,890
2600580	51,0	2"	61,50	1,20	2,3	345	200,0	7,87	1,240



// FERRULE SELECTION CHART

// NO SKIVE.....	41	// INTERLOCK.....	43
// SKIVE.....	42	// ALFACRIMP.....	44

Dimensions shown may be changed without prior notice

// NO SKIVE FERRULE FOR STANDARD FITTINGS

Hose	Table n°	-03 DN 5 3/16"	-04 DN 6 1/4"	-05 DN 8 5/16"	-06 DN 10 3/8"	-08 DN 12 1/2"	-10 DN 16 5/8"	-12 DN 19 3/4"	-16 DN 25 1"	-20 DN 32 1 1/4"	-24 DN 38 1 1/2"	-32 DN 51 2"	-40 DN 63 2 1/2"	-48 DN 76 3"
ARGUS 1TE/R6 (HE)	209		H1100SK1	H1100SK1	H1100SK1	H1100SK1	H1100SK1	H1100SK1	H1100SK1					
ARGUS 2TE (HE)	210		H1100SK1	H1100SK1	H1100SK1	H1100SK1	H1100404	H1100404	H1100SK1					
ARGUS 2TE RAILWAY	210		H1100SK1	H1100SK1	H1100SK1	H1100SK1	H1100404	H1100404	H1100SK1					
ARGUS 3TE/R3 (HE)	252		H1200TX2	H1200TX2	H1200TX2	H1200TX2	H1200TX2	H1200TX2	H1200TX2	H1200TX2	H1200TX2	H1200TX2		
FLEXOR TWB1	200	H1200TP0	H1200TP0	H1200TP0	H1200TP0	H1200TP0	H1200TP0	H1200TP0	H1200TP0					
FLEXOR 7	198	H1200TP0	H1200TP0	H1200TP0	H1200TP0	H1200TP0								
FLEXOR 8	199	H1200TP0	H1200TP0	H1200TP0	H1200TP0	H1200TP0								
FLEXOPAK PLT	197	H1200TP0	H1100SK1	H1200TP0	H1200TP0	H1200TP0								
FLEXOPAK 1SC	178		H1200AD1	H1200AD1	H1200AD1	H1200AD1	H1200AD1	H1200AD1	H1200AD1					
	206	H1200TP0		H1200TP0	H1200TP0	H1200TP0								
AT3K MINETUFF	185		H1200AD1	H1200AD1	H1200AD1	H1200AD1	H1200AD1	H1200AD1	H1200AD1					
	248	H1200TP0		H1200TP0	H1200TP0	H1200TP0								
AT3K SUPERTUFF	185		H1200AD1	H1200AD1	H1200AD1	H1200AD1	H1200AD1	H1200AD1	H1200AD1					
	248	H1200TP0		H1200TP0	H1200TP0	H1200TP0								
ALFAJET 210	248	H1200TP0		H1200TP0	H1200TP0	H1200TP0								
	185		H1200AD1	H1200AD1	H1200AD1	H1200AD1	H1200AD1	H1200AD1	H1200AD1					
FLEXOPAK 2SC (HE)	176		H1200AD1	H1200AD1	H1200AD1	H1200AD1	H1200AD1	H1200AD1	H1200AD1					
FLEXOPAK 2SC MINETUFF	176		H1200AD1	H1200AD1	H1200AD1	H1200AD1	H1200AD1	H1200AD1	H1200AD1					
FLEXOPAK 2SC RAILWAY	176		H1200AD1	H1200AD1	H1200AD1	H1200AD1	H1200AD1	H1200AD1	H1200AD1					
ALFAJET 400	176		H1200AD1	H1200AD1	H1200AD1	H1200AD1	H1200AD1	H1200AD1	H1200AD1					
FLEXOPAK 2 MINETUFF	177		H1200AD1	H1200AD1	H1200AD1	H1200AD1	H1200AD1	H1200AD1	H1200AD1	H1200AD1	H1200AD1	H1200AD1	H1200TX2	
FLEXOPAK 2 SUPERTUFF	177		H1200AD1	H1200AD1	H1200AD1	H1200AD1	H1200AD1	H1200AD1	H1200AD1					
FLEXOPAK 2 HT	177		H1200AD1	H1200AD1	H1200AD1	H1200AD1	H1200AD1	H1200AD1	H1200AD1	H1200AD1	H1200AD1	H1200AD1	H1200TX2	
FLEXOPAK 2 LT	177		H1200AD1	H1200AD1	H1200AD1	H1200AD1	H1200AD1	H1200AD1	H1200AD1	H1200AD1				
FLEXOR 1SN (HE)	173	H1200AD1	H1200AD1	H1200AD1	H1200AD1	H1200AD1	H1200AD1	H1200AD1	H1200AD1	H1200AD1	H1200AD1	H1200AD1		
FLEXOR 1SN MINETUFF	173	H1200AD1	H1200AD1	H1200AD1	H1200AD1	H1200AD1	H1200AD1	H1200AD1	H1200AD1	H1200AD1	H1200AD1	H1200AD1		
TEMP TECH 1SN	179		H1200AD1	H1200AD1	H1200AD1	H1200AD1	H1200AD1	H1200AD1	H1200AD1	H1200AD1	H1200AD1	H1200AD1		
FLEXOR 2SN (HE)	174	H1200AD2	H1200AD2	H1200AD2	H1200AD2	H1200AD2	H1200AD2	H1200AD2	H1200AD2	H1200AD2	H1200AD2	H1200AD2		
FLEXOR 2SN MINETUFF	174		H1200AD2	H1200AD2	H1200AD2	H1200AD2	H1200AD2	H1200AD2	H1200AD2	H1200AD2	H1200AD2	H1200AD2		
FLEXOR ELEVATOR	183							H1200AD1	H1200AD1	H1200AD1	H1200AD1			
FLEXOR 12	139				H1200204	H1200204	H1200204	H1200204	H1200204	H1200204	H1200204			
ALFABIOTECH 3000 MINETUFF	186									H1200204	H1200204			
ALFABIOTECH 4000 MINETUFF	194							H1200204	H1200204	H1200204				
ALFABIOTECH 5000 MINETUFF	258						H1200204							
ALFABIOTECH 6000 MINETUFF	259				H1200204	H1200204								
FLEXOR R4	018							H1200TX2	H1200TX2	H1200TX2	H1200TX2	H1200TX2	H1200TX2	
PTFE - 9TS	201	H2200TF0	H2200TF0	H2200TF0	H2200TF0	H2200TF0	H2200TF0	H2200TF0	H2200TF0					
PTFE - 9TC	203				H2200TF0	H2200TF0	H2200TF0	H2200TF0	H2200TF0	H2200TF0	H2200TF0	H2200TF0		

Hose	Crimping Table n°	-04 DN 5 3/16"	-05 DN 6 1/4"	-06 DN 8 5/16"	-08 DN 11 13/32"	-10 DN 12 1/2"	-12 DN 16 5/8"	-16 DN 22 7/8"	-20 DN 29 1 1/8"	-24 DN 35 1 3/8"	-32 DN 48 1 13/16"
FLEXOR 5	261	H1200TX2-03	H1200TX2-04	H1200TX2-05	H1200TX2-06*	H1200TX2-08	H1200TX2-10	H1200TX2-12*	H1200TX2-16*	H1200TX2-20*	H1200TX2-32*
TEMP TECH R5	261	H1200TX2-03	H1200TX2-04	H1200TX2-05	H1200TX2-06*	H1200TX2-08	H1200TX2-10	H1200TX2-12*	H1200TX2-16*	H1200TX2-20*	H1200TX2-32*

* for these dimensions is necessary to use the specific insert for R5 hose

// SKIVE FERRULE FOR STANDARD FITTINGS

Hose	Table n°	-03 DN 5 3/16"	-04 DN 6 1/4"	-05 DN 8 5/16"	-06 DN 10 3/8"	-08 DN 12 1/2"	-10 DN 16 5/8"	-12 DN 19 3/4"	-16 DN 25 1"	-20 DN 32 1 1/4"	-24 DN 38 1 1/2"	-32 DN 51 2"	-40 DN 63 2 1/2"	-48 DN 76 3"	
FLEXOPAK 1SC	208		H1100SK1	H1100SK1	H1100SK1	H1100SK1	H1100SK1	H1100SK1	H1100SK1						
AT3K MINETUFF	239		H1100SK1	H1100SK1	H1100SK1	H1100SK1	H1100SK1	H1100SK1	H1100SK1						
AT3K SUPERTUFF	239		H1100SK1	H1100SK1	H1100SK1	H1100SK1	H1100SK1	H1100SK1	H1100SK1						
ALFAJET 210	239		H1100SK1	H1100SK1	H1100SK1	H1100SK1	H1100SK1	H1100SK1	H1100SK1						
FLEXOR 1SN MINETUFF	223		H1100SK1	H1100SK1	H1100SK1	H1100SK1	H1100SK1	H1100SK1	H1100SK1						
TEMP TECH 1SN	240		H1100SK1	H1100SK1	H1100SK1	H1100SK1	H1100SK1	H1100SK1	H1100SK1						
FLEXOPAK 2SC (HF)	222		H1100SK1	H1100SK1	H1100SK1	H1100SK1	H1100SK1	H1100SK1	H1100SK1						
FLEXOPAK 2SC MINETUFF	222		H1100SK1	H1100SK1	H1100SK1	H1100SK1	H1100SK1	H1100SK1	H1100SK1						
ALFAJET 400	222		H1100SK1	H1100SK1	H1100SK1	H1100SK1	H1100SK1	H1100SK1	H1100SK1						
FLEXOPAK 2 MINETUFF	207		H1100SK1	H1100SK1	H1100SK1	H1100SK1	H1100SK1	H1100SK1	H1100SK1	H1100404	H1100104	H1100404			
FLEXOPAK 2 SUPERTUFF	207		H1100SK1	H1100SK1	H1100SK1	H1100SK1	H1100SK1	H1100SK1	H1100SK1						
FLEXOPAK 2 HT	207		H1100SK1	H1100SK1	H1100SK1	H1100SK1	H1100SK1	H1100SK1	H1100SK1	H1100404	H1100104	H1100404			
FLEXOPAK 2 LT	207		H1100SK1	H1100SK1	H1100SK1	H1100SK1	H1100SK1	H1100SK1	H1100SK1	H1100404					
FLEXOR 2SN (HF)	235		H1100404	H1100404	H1100404	H1100404	H1100404	H1100404	H1100404	H1100404	H1100404	H1100404			
FLEXOR 2SN MINETUFF	235		H1100404	H1100404	H1100404	H1100404	H1100404	H1100404	H1100404	H1100404	H1100404	H1100404			
TEMP TECH 2SN	237		H1100404	H1100404	H1100404	H1100404	H1100404	H1100404	H1100404	H1100404	H1100404	H1100404			
FLEXOR ELEVATOR	184												H1100104		
FLEXOR 12	62				H1100404	H1100404	H1100404	H1100404	H1100404	H1100404	H1100404	H1100404			
FLEXOR R15 MINETUFF	145		H1100404		H1100404	H1100404									
FLEXOR 4SP	41		H1100404		H1100404	H1100404	H1100404	H1100404	H1100404						
FLEXOR 4SP LT	41		H1100404		H1100404	H1100404	H1100404	H1100404	H1100404						
ALFAFOREST	33				H1100404	H1100404	H1100404	H1100404	H1100404	H1100404					
ALFAFOREST LT	33				H1100404	H1100404	H1100404	H1100404	H1100404	H1100404					
ALFABIOTECH 2000 MINETUFF	212													H1100404	H1100404
ALFABIOTECH 3000 MINETUFF	229									H1100404	H1100404				
ALFABIOTECH 4000 MINETUFF	187					H1100404		H1100404	H1100404						
ALFABIOTECH 5000 MINETUFF	188						H1100404	H1100404	H1100404						
ALFABIOTECH 5000 SUPERTUFF	188						H1100404	H1100404	H1100404						
ALFABIOTECH 5000 PLUS MINETUFF	211							H1100404							
ALFABIOTECH 6000 MINETUFF	192		H1100404		H1100404	H1100404									
ALFABIOTECH 6000 SUPERTUFF	192		H1100404		H1100404	H1100404									

Dimensions shown may be changed without prior notice

// INTERLOCK FERRULE FOR INTERLOCK FITTINGS

Hose	Table n°	-06 DN 10 3/8"	-08 DN 12 1/2"	-10 DN 16 5/8"	-12 DN 19 3/4"	-16 DN 25 1"	-20 DN 32 1 1/4"	-24 DN 38 1 1/2"	-32 DN 51 2"	-40 DN 63 2 1/2"	-48 DN 76 3"
FLEXOR 13	7				H1400200	H1400200	H1400301	H1400301	H1400301	H1T00600	
FLEXOR 15 MINETUFF	146			H1400301	H1400200	H1400200	H1400301	H1400301	H1T00600		
FLEXOR 4SH	8				H1400200	H1400200	H1400200	H1400200	H1400200		
FLEXOR 4SH LT	8				H1400200	H1400200	H1400200	H1400200	H1400200		
ALFABIOTECH 3000 MINETUFF	217										H1T00600
ALFABIOTECH 4000 MINETUFF	195					H1400200		H1400200	H1400200		
ALFABIOTECH 5000 MINETUFF	189				H1400200	H1400200	H1400200	H1400301	H1400301		
ALFABIOTECH 5000 PLUS MINETUFF	190				H1400200	H1400200					
ALFABIOTECH 6000 MINETUFF - 4S	191			H1400301	H1400200	H1400200	H1400301				
ALFABIOTECH 6000 MINETUFF - 6S							H1400301	H1400301			
AT7K MINETUFF	101			H1400301			H1400301	H1400301			
AT8K MINETUFF - 4S	102				H1400301	H1T00600*					
AT8K MINETUFF - 6S					H1400301						

* suitable with only ALFAGOMMA H1T special inserts

// NO SKIVE FERRULE FOR MULTISPIRAL FITTINGS

Hose	Table n°	-06 DN 10 3/8"	-08 DN 12 1/2"	-10 DN 16 5/8"	-12 DN 19 3/4"	-16 DN 25 1"	-20 DN 32 1 1/4"	-24 DN 38 1 1/2"	-32 DN 51 2"	-40 DN 63 2 1/2"	-48 DN 76 3"
FLEXOR R13	273					H1300NS4					
FLEXOR 4SH MT	274				H1300NS4	H1300NS4	H1300NS4	H1300NS4	H1300NS4		
ALFABIOTECH 4000 MINETUFF	275							H1300NS4	H1300NS4		
ALFABIOTECH 5000 MINETUFF - 4S	276				H1300NS4	H1300NS4	H1300NS4				
ALFABIOTECH 5000 MINETUFF - 6S	280							H1300NS6	H1300NS6		
ALFABIOTECH 5000 PLUS MINETUFF	277				H1300NS4	H1300NS4					
ALFABIOTECH 6000 MINETUFF - 4S	278				H1300NS4	H1300NS4					
ALFABIOTECH 6000 MINETUFF - 6S	282						H1300NS6				

// SKIVE FERRULE FOR MULTISPIRAL FITTINGS

Hose	Table n°	-06 DN 10 3/8"	-08 DN 12 1/2"	-10 DN 16 5/8"	-12 DN 19 3/4"	-16 DN 25 1"	-20 DN 32 1 1/4"	-24 DN 38 1 1/2"	-32 DN 51 2"	-40 DN 63 2 1/2"	-48 DN 76 3"
ALFABIOTECH 4000 MINETUFF	264							H1300SK4	H1300SK4		
ALFABIOTECH 5000 MINETUFF	265				H1300SK4	H1300SK4	H1300SK4				
ALFABIOTECH 5000 PLUS MINETUFF	266				H1300SK4	H1300SK4					
ALFABIOTECH 6000 MINETUFF	267				H1300SK4	H1300SK4					

// ALFACRIMP - ONE PIECE NO SKIVE

Hose	Table n°	-04 DN 6 1/4"	-05 DN 8 5/16"	-06 DN 10 3/8"	-08 DN 12 1/2"	-10 DN 16 5/8"	-12 DN 19 3/4"	-16 DN 25 1"	-20 DN 32 1 1/4"	-24 DN 38 1 1/2"	-32 DN 51 2"	-48 DN 76 3"
FLEXOPAK 1SC	218	C12A	C12A	C12A	C12A	C12A	C12A	C12A				
AT3K MINETUFF	249	C12A	C12A	C12A	C12A							
ALFAJET 210	249	C12A	C12A	C12A	C12A							
FLEXOPAK 2SC (HP)	220	C12A	C12A	C12A	C12A	C12A	C12A	C12A				
FLEXOPAK 2SC MINETUFF	220	C12A	C12A	C12A	C12A	C12A	C12A	C12A				
ALFAJET 400	220	C12A	C12A	C12A	C12A	C12A	C12A	C12A				
FLEXOPAK 2 MINETUFF	219	C12A	C12A	C12A	C12A	C12A	C12A	C12A				
	228							C124	C124	C124	C124	C122
FLEXOPAK 2 HT	219	C12A	C12A	C12A	C12A	C12A	C12A	C12A				
	228							C124	C124	C124	C124	C122
FLEXOPAK 2 LT	219	C12A	C12A	C12A	C12A	C12A	C12A	C12A				
	228							C124	C124			
FLEXOR 1SN (HP)	215	C12A	C12A	C12A	C12A	C12A	C12A	C12A	C124	C124	C124	
FLEXOR 1SN MINETUFF	215	C12A	C12A	C12A	C12A	C12A	C12A	C12A	C124	C124	C124	
TEMP TECH 1SN	250	C12A	C12A	C12A	C12A	C12A	C12A	C12A				
	92					C124	C124	C124	C124	C124	C124	
FLEXOR 2SN (HP)	216	C12A	C12A	C12A	C12A	C12A	C12A	C12A				
	227				C124	C124	C124	C124	C124	C124	C124	
FLEXOR 2SN MINETUFF	216	C12A	C12A	C12A	C12A	C12A	C12A	C12A				
	227				C124	C124	C124	C124	C124	C124	C124	
TEMP TECH 2SN	236	C12A	C12A	C12A		C12A	C12A	C12A				
	93			C124	C124	C124	C124	C124	C124	C124	C124	
FLEXOR 12	94			C124	C124	C124	C124	C124	C124	C124	C124	
	196						C126	C126	C126	C126		
FLEXOR 13	127						C126	C126	C126	C126	C12R	
FLEXOR 4SH	128						C126	C126	C126	C126	C12H	
ALFABIOTECH 3000 MINETUFF	213								C124	C124	C124	
ALFABIOTECH 4000 MINETUFF	241				C124		C124	C124	C124*			
ALFABIOTECH 5000 MINETUFF	244					C124#	C124*					
	246						C126	C126	C126	C126	C12R	
ALFABIOTECH 6000 MINETUFF	245			C124#	C124#	C124*						
	214						C126	C126	C126			

validated for use at only 280 bar (4000 PSI) WP

* under validation