



## OIL & GAS PRODUCT RANGE



# ALFAGOMMA

Since 1956 ALFAGOMMA has been manufacturing and delivering top quality products all over the world.

ALFAGOMMA believe in the importance of offering an excellent service to all its customers along with a continuous new product research and development, a technical innovation and customized solutions, a constant high quality exceeding ISO 9001 quality standards and full compliance with ISO 14001 environmental norms, a global presence and logistic support, a strong OEM expertise and customized solutions.

## ALFAGOMMA GROUP

20

MANUFACTURING PLANTS

IN 8 COUNTRIES  
ITALY – FINLAND  
GERMANY – UK  
USA – BRAZIL  
CHINA – MALAYSIA

84

SUBSIDIARIES AND ASSEMBLY PLANTS

IN 21 COUNTRIES  
AND  
5 CONTINENTS

ISO

QUALITY CERTIFICATION

ISO 9001  
SINCE 1993  
ISO 14001  
SINCE 1999

3000

EMPLOYEES

AROUND  
THE WORLD

 //  //  // 

# // MAIN PLANTS OVERVIEW



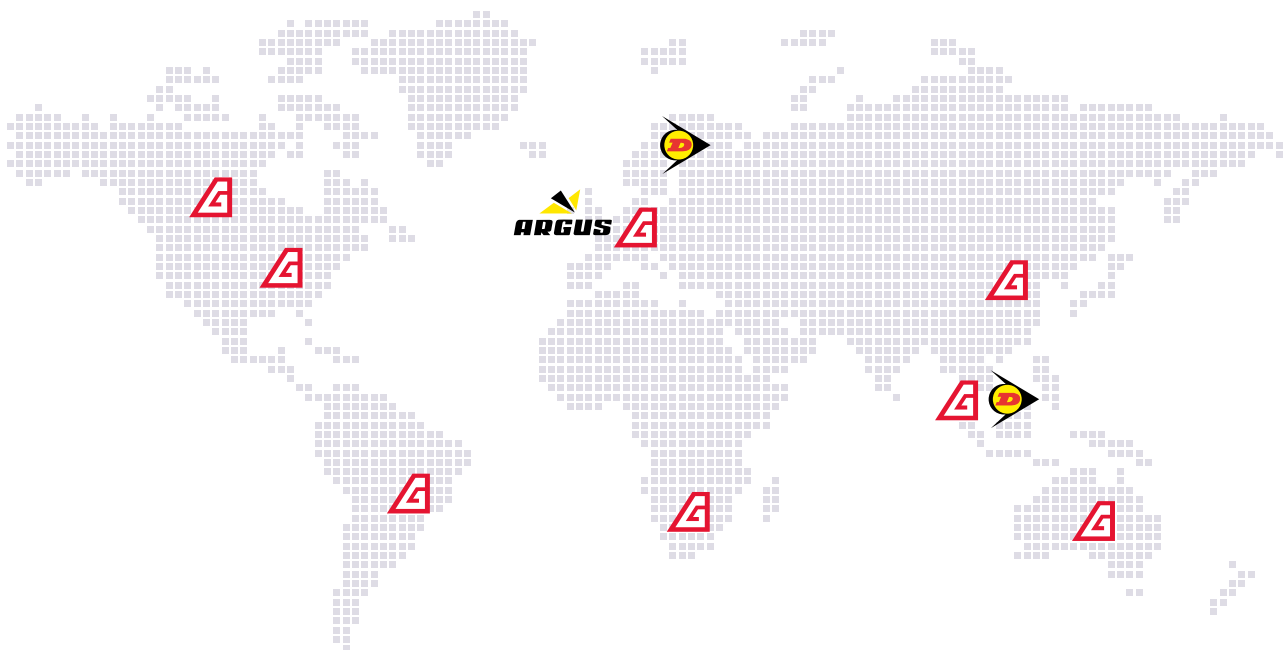
## // CORE BUSINESS

ALFAGOMMA strategy is to be a single source integrated system supplier supporting its partners with a complete product range:

- Hydraulic Rubber & Thermoplastic Hose
- Fittings & Adapters
- Quick Release Couplings and Multi-K
- Swivel & Plug-in Connectors
- Hydraulic Hose Assemblies
- Manipulated Tubes
- Industrial Rubber, Thermoplastic & Composite Hose
- Industrial Stainless Steel Corrugated Hose
- Industrial Fittings
- Industrial Hose Assemblies

## // GLOBAL PRESENCE AND LOGISTIC SUPPORT

The ALFAGOMMA Group currently employs over 3000 people worldwide in 20 Production Plants and 84 Regional Distribution – Assembly Centers strategically located in:



### AMERICAS

- // Brazil
- // Canada
- // USA

### AFRICA


- // South Africa

### EUROPE

- // Italy
- // Denmark
- // Estonia
- // Finland
- // France
- // Germany
- // Greece
- // Netherland
- // Norway
- // Sweden
- // UK

### ASIA & PACIFIC

- // Australia
- // China
- // Indonesia
- // Malaysia
- // Singapore
- // South Korea



**// INDEX****// HOSE**

Drilling.....	6
Oil Well Cementing.....	9
Blow out Prevention.....	12
Dock.....	14
Rig Supply.....	21
Cargo Hose.....	28
Floating Roof Drain.....	31
Fuel-Oil & Fracking.....	33
Steam.....	40
Acid, Chemical & Multipurpose.....	44
Umbilical.....	54
Seismic.....	56
Waterblast.....	59
Hydraulic Hose.....	61

**// FITTINGS**

Industrial Fitting.....	67
Hydraulic Fitting.....	88
Quick Release Coupling.....	96

**// ACCESSORIES**

Hammer Lug Union.....	109
Dry-disconnect.....	111
Safety Break-away Coupling.....	112
Swivel Joint.....	114
Threaded Adapter.....	115
Ball Valve.....	116
Retaining Systems.....	117
Hose Protections.....	119
Chains.....	121
Hose Float.....	123
Hook Hose Lifter.....	124

**// ICONS**

Oil resistance



EXTRUDED TUBE Extruded tube



LLOYD'S LLOYD'S approved

Electrical resistance along the conductive layers  
 $R \leq 10^6 \Omega$   
 $\leq 10^6 \Omega/\text{length}$ 2004/1935 EC  
2006/2023 EC

MSHA MSHA approved

Electrical resistance through the hose wall  
 $R \leq 10^9 \Omega$   
 $\leq 10^9 \Omega$ 

DNV DNV approved

**// TABLE' SYMBOLS**

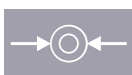
Internal Diameter



Minimum Burst Pressure



Vacuum



Outside Diameter



Maximum Working Pressure



Weight



Minimum Bend Radius

ALFAGOMMA reserves the right to modify specifications without prior notice. Weights and dimensions are nominal. Working pressures and vacuum ratings for hose are based at ambient temperature of 20 °C (68 °F). Pictures shown are for illustration purposes only. Actual hose construction may vary.



## // DRILLING

<b>FLEXOR RIG™ - SLIM HOLE ROTARY</b> .....	7
<b>FLEXOR RIG™ - ROTARY</b> .....	7
<b>HIFLEX ROTARY &amp; VIBRATOR 5K</b> GRADE D.....	8
<b>HIFLEX ROTARY &amp; VIBRATOR 7.5K</b> GRADE E.....	8

Dimensions shown may be changed without prior notice

## // FLEXOR RIG™ – SLIM HOLE ROTARY



MSHA

**Tube:** oil resistant synthetic rubber and biodegradable hydraulic fluids.

**Reinforcement:** four high tensile steel spirals.

**Cover:** abrasion, ozone and hydrocarbon resistant synthetic rubber.






**Application:** Rotary hose, specially designed for portable, work-over and seismograph drilling rigs.

**Constant operation:** -40 °C +121 °C (-40 °F +250 °F)

**Safety factor:** 2,5:1

**Length:** 61 m (200 ft) from 2 1/2" to 3"

**Note:** four spirals construction. Available with the male API threaded extra-long hexagon fittings.

Dash										
	mm	in	mm	in	Mpa	psi	mm	in	kg/m	lb/ft
40	63,0	2 1/2"	79,00	3,11	22,0	3200	720,0	28,35	4,630	3,12
48	76,0	3"	92,50	3,64	22,0	3200	840,0	33,07	5,404	3,64

## // FLEXOR RIG™ – ROTARY



MSHA

**Tube:** oil resistant synthetic rubber and biodegradable hydraulic fluids.

**Reinforcement:** six high tensile steel spirals.

**Cover:** abrasion, ozone and hydrocarbon resistant synthetic rubber.






**Application:** Rotary hose, specially designed for portable, work-over and seismograph drilling rigs.

**Constant operation:** -40 °C +121 °C (-40 °F +250 °F)

**Safety factor:** 2,5:1

**Length:** 61 m (200 ft) 3"

**Note:** six spirals construction. Available with the male API threaded extra-long hexagon fittings.

Dash										
	mm	in	mm	in	Mpa	psi	mm	in	kg/m	lb/ft
48	76,0	3"	95,60	3,76	35,0	5000	900,0	35,43	7,950	5,35



// HIFLEX ROTARY & VIBRATOR 5K



API-7K FSL2

According to API 7K  
Grade D

**Tube:** oil and drilling mud resistant synthetic rubber.

**Reinforcement:** multiple layers of spiralled high tensile steel cords.

**Cover:** abrasion, ozone and hydrocarbon resistant synthetic rubber.

**Application:** Rotary drilling, Vibrator, Motion Compensator.

**Constant operation:** -20 °C +100 °C (-4 °F +212 °F)

**Length:** 47,25 m (155 ft) max

Dash	↔		↔		⬇		Test Pressure		↷		⚖	
	mm	in	mm	in	Mpa	psi	Mpa	psi	mm	in	kg/m	lb/ft
-32	50,8	2	93,6	3,69	34,5	5000	51,7	7500	900	36	13,06	8,78
-40	63,5	2 1/2"	110,7	4,36	34,5	5000	51,7	7500	900	36	17,36	11,67
-48	76,2	3	126	4,96	34,5	5000	51,7	7500	1200	48	19,52	13,12
-56	88,9	3 1/2"	138,7	5,46	34,5	5000	51,7	7500	1400	54	21,79	14,65
-64	101,6	4	161	6,34	34,5	5000	51,7	7500	1400	54	34,47	23,17

// HIFLEX ROTARY & VIBRATOR 7.5K



API-7K FSL2

According to API 7K  
Grade E

**Tube:** oil and drilling mud resistant synthetic rubber.

**Reinforcement:** multiple layers of spiralled high tensile steel cords.

**Cover:** abrasion, ozone and hydrocarbon resistant synthetic rubber.

**Application:** Rotary drilling, Vibrator, Motion Compensator.

**Constant operation:** -20 °C +100 °C (-4 °F +212 °F)

**Length:** 47,25 m (155 ft) max

Dash	↔		↔		⬇		Test Pressure		↷		⚖	
	mm	in	mm	in	Mpa	psi	Mpa	psi	mm	in	kg/m	lb/ft
-32	50,8	2	102	4,02	51,7	7500	77,6	11250	1200	48	18,59	12,5
-40	63,5	2 1/2"	118,1	4,65	51,7	7500	77,6	11250	1200	48	23,1	15,53
-48	76,2	3	133,4	5,25	51,7	7500	77,6	11250	1200	48	26,87	18,06
-56	88,9	3 1/2"	146,1	5,75	51,7	7500	77,6	11250	1400	54	30,22	20,31
-64	101,6	4	168,4	6,63	51,7	7500	77,6	11250	1500	60	44,77	30,09



## // OIL WELL CEMENTING

<b>FLEXOR RIG™ - SUBSEA GROUTING AND DRILLING</b> .....	10
<b>FLEXOR RIG™ - OIL WELL CEMENTING</b> .....	10
<b>HIFLEX CEMENTING 10K</b> .....	11

**// FLEXOR RIG™ – SUBSEA GROUTING AND DRILLING**



**MSHA**

**Tube:** oil resistant synthetic rubber and biodegradable hydraulic fluids.

**Reinforcement:** six high tensile steel spirals.

**Cover:** abrasion, ozone and hydrocarbon resistant synthetic rubber.

**Application:** very high pressure hydraulic lines. Also suitable for fuel oil, anti-freeze solutions, air and water. Special compact construction designed to operate at tight bend radius in demanding applications. Specially designed for subsea grouting.

**Constant operation:** -40 °C +121 °C (-40 °F +250 °F)

**Safety factor:** 4:1

**Length:** 61 m (200 ft) max

**Note:** six spirals construction. Available with integral Fig. 1502 coupling or API threaded male extra-long hexagon fittings.

↔			↔		↻		↷		⚖	
Dash	mm	in	mm	in	Mpa	psi	mm	in	kg/m	lb/ft
32	51,0	2"	70,20	2,76	35,0	5000	550,0	21,65	6,159	4,14

**// FLEXOR RIG™ – OIL WELL CEMENTING**



**MSHA**

**Tube:** oil resistant synthetic rubber and biodegradable hydraulic fluids.

**Reinforcement:** four/six high tensile steel spirals.

**Cover:** abrasion, ozone and hydrocarbon resistant synthetic rubber.

**Application:** Very high pressure hydraulic lines. Also suitable for fuel oil, anti-freeze solutions, air and water. Special compact construction designed to operate at tight bend radius in demanding applications. Specially designed for oil well cementing.

**Constant operation:** -40 °C +121 °C (-40 °F +250 °F)

**Safety factor:** 2,25:1

**Length:** random 61 m (200 ft) max

**Note:** six spirals construction. Available with integral Fig. 1502 coupling or API threaded male extra-long hexagon fittings.

↔			↔		↻		↷		⚖	
Dash	mm	in	mm	in	Mpa	psi	mm	in	kg/m	lb/ft
32	51,0	2"	71,00	2,80	69,0	10000	650,0	25,59	6,500	4,37

Dimensions shown may be changed without prior notice

## // HIFLEX CEMENTING 10K



## API-7K FSL0

## According to API 7K

**Tube:** oil and drilling mud resistant synthetic rubber.

**Reinforcement:** multiple layers of spiralled high tensile steel cables.

**Cover:** abrasion, ozone and hydrocarbon resistant synthetic rubber.

**Application:** high pressure cement slurry transfer between pump manifold and cementing head.

**Constant operation:** -20 °C +100 °C (-4 °F +212 °F)

**Length:** 47,25 m (155 ft) max

Dash	↔		↔		↻		Test Pressure		↷		⚖	
	mm	in	mm	in	Mpa	psi	Mpa	psi	mm	in	kg/m	lb/ft
-32	51	2	91,4	3,59	69	10000	103,5	15000	1200	48	18,90	12,50
-48	76	3	121,6	4,78	69	10000	103,5	15000	1500	60	30,40	18,06
-56	90	3 1/2	134,3	5,3	69	10000	103,5	15000	1600	64	33,90	20,31
-64	102	4	157,3	6,2	69	10000	103,5	15000	1800	72	48,00	30,09



## // BLOW OUT PREVENTION

BOP - FIRESAFE 5000

13

Dimensions shown may be changed without prior notice

// BOP - FIRESAFE 5000



API 16-D Flame Resistant



**Tube:** oil resistant synthetic rubber.  
**Reinforcement:** four/six high tensile steel spirals.  
**Cover:** oil and fire resistant red synthetic rubber.  
**Application:** high pressure hydraulic lines in blow out preventer system, where continuous operation in case of fire is required.  
**Constant operation:** -40 °C +121 °C (-40 °F +250 °F)  
**Length:** random up to 1" - 61 m max over 1"1/4  
**LLOYD'S Type approved hose assemblies.**

**Recommended fitting:**  
 • Hydraulic fitting-API thread..... 95

Item Code	Const.	↔			↔		↻		↻		↷		♻	
		Dash	mm	in	mm	in	Mpa	psi	Mpa	psi	mm	in	kg/m	lb/ft
1001250	4WS	06	10,0	3/8"	28,10	1,11	35,0	5000	140,0	20000	180,0	7,09	1,134	0,77
1001244	4WS	08	13,0	1/2"	31,00	1,22	35,0	5000	140,0	20000	230,0	9,06	1,280	0,87
1001249	4WS	12	19,0	3/4"	38,80	1,53	35,0	5000	140,0	20000	300,0	11,81	1,860	1,26
1001243	4WS	16	25,0	1"	46,00	1,81	35,0	5000	140,0	20000	340,0	13,39	2,690	1,81
1001247	4WS	20	32,0	1 1/4"	53,10	2,09	35,0	5000	140,0	20000	460,0	18,11	3,340	2,25
1001246	6WS	24	38,0	1 1/2"	64,90	2,56	35,0	5000	140,0	20000	560,0	22,05	5,870	3,95
1001248	6WS	32	51,0	2"	78,70	3,10	35,0	5000	140,0	20000	700,0	27,56	7,780	5,23



## // DOCK

<b>60DAA</b>	FUEL-OIL S&D 10 BAR (150 PSI) - EN 1765/S10 .....	15
<b>64AAA</b>	FUEL-OIL DELIVERY 10 BAR (150 PSI) - EN 1765/L10.....	15
<b>60NAA</b>	FUEL-OIL S&D 15 BAR (225 PSI) - EN 1765/S15.....	16
<b>60GAA</b>	FUEL-OIL S&D 15 BAR (225 PSI) - EN 1765/S15.....	16
<b>64DAA</b>	FUEL-OIL DELIVERY 15 BAR (225 PSI) - EN 1765/L15 .....	17
<b>60JAA</b>	LPG SUCTION & DELIVERY 25 BAR (375 PSI) - EN 1762: 2003 TYPE SD / M.....	17
<b>60PAA</b>	FUEL-OIL S&D 20 BAR (300 PSI) - HEAVY DUTY - WP EXCEEDS EN 1765/S15.....	18
<b>64PAA</b>	FUEL-OIL DELIVERY 15 BAR (225 PSI) - HEAVY DUTY - WP EXCEEDS EN 1765/L15.....	18
<b>6N511 EN</b>	FUEL - OIL S&D - HEAVY DUTY - EN 13765 ARRÊTÉ TMD.....	19
<b>5N551 EN</b>	ACID-CHEMICAL S&D - HEAVY DUTY - EN 13765 ARRÊTÉ TMD.....	19
<b>5N331 EN</b>	ACID-CHEMICAL S&D - HEAVY DUTY - PTFE - EN 13765 ARRÊTÉ TMD.....	20

Dimensions shown may be changed without prior notice

## // 60DAA

**Fuel-oil S&D 10 bar (150 psi)  
EN 1765/S10****Tube:** black NBR.**Reinforcement:** high tensile textile cords with embedded steel helix wire.**Cover:** black CR- abrasion, ozone, sea water and hydrocarbon resistant.**Application:** crude oil and liquid petroleum products suction and delivery to/from tankers and bunkering vessels.  
Max 55% aromatic content resistance.

Electrically continuous (discontinuous on request).

**Also available:** 60EAA 100% aromatic content • 60FAA biofuel.**Constant operation:** -20 °C +82 °C (-4 °F +180 °F)**BUILT-IN FITTING:**

built-in steel nipple with fixed or swivel flange.

↔		↔		↙		↘		⤴		⚖		
mm	in	mm	in	bar	psi	bar	psi	mm	in	%	kg/m	lb/ft
100,0	4"			10	150	40	600	500,0	19,69	100	8,700	5,85
150,0	6"			10	150	40	600	750,0	29,53	100	16,700	11,23
200,0	8"			10	150	40	600	1000,0	39,37	100	25,500	17,14
250,0	10"			10	150	40	600	1250,0	49,21	100	35,000	23,53
300,0	12"			10	150	40	600	1500,0	59,06	100	51,800	34,82

## // 64AAA

**Fuel-oil delivery 10 bar (150 psi)  
EN 1765/L10****Tube:** black NBR.**Reinforcement:** high tensile textile cords.**Cover:** black CR- abrasion, ozone, sea water and hydrocarbon resistant.**Application:** crude oil and liquid petroleum products delivery to/from tankers and bunkering vessels.

Max 55% aromatic content resistance.

Electrically continuous (discontinuous on request).

**Also available:** 64BAA 100% aromatic content • 64CAA biofuel.**Constant operation:** -20 °C +82 °C (-4 °F +180 °F)**BUILT-IN FITTING:**

built-in steel nipple with fixed or swivel flange.

↔		↔		↙		↘		⤴		⚖		
mm	in	mm	in	bar	psi	bar	psi	mm	in	%	kg/m	lb/ft
100,0	4"			10	150	40	600	600,0	23,62		5,850	3,94
150,0	6"			10	150	40	600	900,0	35,43		9,450	6,36
200,0	8"			10	150	40	600	1200,0	47,24		14,100	9,48
250,0	10"			10	150	40	600	1500,0	59,06		17,400	11,70
300,0	12"			10	150	40	600	1800,0	70,87		24,550	16,50



// 60NAA



**Fuel-oil S&D 15 bar (225 psi)  
EN 1765/S15**

**Tube:** black NBR.  
**Reinforcement:** high tensile textile cords with embedded steel helix wire.  
**Cover:** black CR- abrasion, ozone, sea water and hydrocarbon resistant.  
**Application:** crude oil and liquid petroleum products suction and delivery to/from tankers and bunkering vessels. Max 55% aromatic content resistance. Electrically continuous (discontinuous on request). Available with swaged fittings.  
**Constant operation:** -20 °C +82 °C (-4 °F +180 °F)

**CRIMPED FITTING:**

- NPT male combination nipple with pre-crimped ferrule .....79-80
- fitting with fixed or swivel flange ASA 150 - PN 16.....81-82

↔		↔		↻		↻		↵		⚖		
mm	in	mm	in	bar	psi	bar	psi	mm	in	%	kg/m	lb/ft
76,0	3"	98,00	3,86	15	225	60	900	380,0	14,96	85	4,450	3,00
102,0	4"	128,00	5,04	15	225	60	900	510,0	20,08	85	7,660	5,15
152,0	6"	180,00	7,09	15	225	60	900	760,0	29,92	85	13,060	8,78

// 60GAA



**Fuel-oil S&D 15 bar (225 psi)  
EN 1765/S15**

**Tube:** black NBR.  
**Reinforcement:** high tensile textile cords with embedded steel helix wire.  
**Cover:** black CR- abrasion, ozone, sea water and hydrocarbon resistant.  
**Application:** crude oil and liquid petroleum products suction and delivery to/from tankers and bunkering vessels. Max 55% aromatic content resistance. Electrically continuous (discontinuous on request).  
**Also available:** 60HAA 100% aromatic content • 60IAA biofuel.  
**Constant operation:** -20 °C +82 °C (-4 °F +180 °F)

**BUILT-IN FITTING:**

built-in steel nipple with fixed or swivel flange.

↔		↔		↻		↻		↵		⚖		
mm	in	mm	in	bar	psi	bar	psi	mm	in	%	kg/m	lb/ft
100,0	4"			15	225	60	900	500,0	19,69	100	10,100	6,79
150,0	6"			15	225	60	900	750,0	29,53	100	17,600	11,83
200,0	8"			15	225	60	900	1000,0	39,37	100	28,400	19,09
250,0	10"			15	225	60	900	1250,0	49,21	100	38,500	25,88
300,0	12"			15	225	60	900	1500,0	59,06	100	54,500	36,63

Dimensions shown may be changed without prior notice

**// 64DAA**



**Fuel-oil delivery 15 bar (225 psi)  
EN 1765/L15**

**Tube:** black NBR.  
**Reinforcement:** high tensile textile cords.  
**Cover:** black CR- abrasion, ozone, sea water and hydrocarbon resistant.  
**Application:** crude oil and liquid petroleum products delivery to/ from tankers and bunkering vessels.  
 Max 55% aromatic content resistance.  
 Electrically continuous (discontinuous on request).  
**Also available:** 64EAA 100% aromatic content • 64FAA biofuel.  
**Constant operation:** -20 °C +82 °C (-4 °F +180 °F)

**BUILT-IN FITTING:**  
 built-in steel nipple with fixed or swivel flange.

↔		↔		↻		↻		↵		⚖		
mm	in	mm	in	bar	psi	bar	psi	mm	in	%	kg/m	lb/ft
100,0	4"			15	225	60	900	600,0	23,62		6,580	4,43
150,0	6"			15	225	60	900	900,0	35,43		10,500	7,06
200,0	8"			15	225	60	900	1200,0	47,24		16,100	10,82
250,0	10"			15	225	60	900	1500,0	59,06		19,900	13,38
300,0	12"			15	225	60	900	1800,0	70,87		28,500	19,16

**// 60JAA**



**LPG suction & delivery - 25 bar (375 psi)  
EN 1762: 2003 Type SD / M**

**Tube:** black NBR.  
**Reinforcement:** high tensile textile cords with embedded steel helix wires.  
**Cover:** black CR - abrasion, ozone, salt water and hydrocarbon resistant - pin pricked.  
**Application:** LPG transfer in onshore and offshore applications. Also suitable for fuel and oil transfer max 55% aromatic content resistance.  
 Electrically continuous (discontinuous on request).  
**Constant operation:** -30 °C +70 °C (-22 °F +158 °F)

**BUILT-IN FITTING:**  
 built-in low temperature steel nipple with fixed or swivel flange.



↔		↔		↻		↻		↵		⚖		
mm	in	mm	in	bar	psi	bar	psi	mm	in	%	kg/m	lb/ft
100,0	4"			25	375	100	1500	400,0	15,75	100	15,000	10,07
150,0	6"			25	375	100	1500	600,0	23,62	100	26,000	17,45
200,0	8"			25	375	100	1500	800,0	31,50	100	37,000	24,83
250,0	10"			25	375	100	1500	1000,0	39,37	100	52,000	34,89
300,0	12"			25	375	100	1500	1200,0	47,24	100	67,000	44,96

// 60PAA



**Fuel-oil S&D 20 bar (300 psi) - Heavy duty  
WP exceeds EN 1765/S15**

**Tube:** black NBR.

**Reinforcement:** high tensile textile cords with embedded steel helix wire.

**Cover:** black CR - abrasion, ozone, sea water and hydrocarbon resistant.

**Application:** fuel and oil suction and delivery. Designed for long service life in heavy duty applications. Also suitable for bunkering service.

Electrically continuous (discontinuous on request).

**Constant operation:** -20 °C +82 °C (-4 °F +180 °F)

**CRIMPED FITTING:**

- NPT male combination nipple with pre-crimped ferrule .....79-80
- fitting with fixed or swivel flange ASA 150 - PN 16..... 81-82

↔		↔		↻		↻		↷		⚖		
mm	in	mm	in	bar	psi	bar	psi	mm	in	%	kg/m	lb/ft
76,0	3"	92,00	3,62	20	300	60	900	380,0	14,96	85	3,210	2,16
102,0	4"	122,00	4,80	20	300	60	900	510,0	20,08	85	5,440	3,66
152,0	6"	176,00	6,93	20	300	60	900	760,0	29,92	85	10,930	7,35
203,0	8"	233,00	9,17	20	300	60	900	1000,0	39,37	85	17,740	11,93
254,0	10"	288,00	11,34	20	300	60	900	1270,0	50,00	85	25,920	17,42
300,0	12"	340,00	13,39	20	300	60	900	1500,0	59,06	85	35,940	24,16

// 64PAA



**Fuel-oil delivery 20 bar (300 psi) - Heavy duty  
WP exceeds EN 1765/L15**

**Tube:** black NBR.

**Reinforcement:** high tensile textile cords.

**Cover:** black CR - abrasion, ozone, sea water and hydrocarbon resistant.

**Application:** fuel and oil delivery. Designed for long service life in heavy duty applications. Also suitable for bunkering service. Electrically continuous (discontinuous on request).

**Constant operation:** -20 °C +82 °C (-4 °F +180 °F)

**CRIMPED FITTING:**

- NPT male combination nipple with pre-crimped ferrule .....79-80
- fitting with fixed or swivel flange ASA 150 - PN 16..... 81-82

↔		↔		↻		↻		↷		⚖		
mm	in	mm	in	bar	psi	bar	psi	mm	in	%	kg/m	lb/ft
76,0	3"	92,00	3,62	20	300	60	900				3,310	2,23
102,0	4"	120,00	4,72	20	300	60	900				4,020	2,71
152,0	6"	172,00	6,77	20	300	60	900				6,990	4,70
203,0	8"	227,00	8,94	20	300	60	900				11,300	7,60

Dimensions shown may be changed without prior notice

### // 6N511 EN



#### Fuel - Oil S&D - heavy duty EN 13765 - arrêté TMD

**Inner wire:** galvanized steel wire.

**Tube:** polypropylene film.

**Cover:** blue PVC coated fabric with longitudinal yellow stripe.

**Outer wire:** galvanized steel wire.

**Application:** fuel and oil suction and delivery to/from tankers and bunkering vessels.

**Safety factor:** 5:1

**Constant operation:** -30 °C +80 °C (-22 °F +176 °F)

**Electrical Conductivity:** ensured by the 2 wires in contact with fittings

**Electrical Resistance:** ≤ 2.5 Ohm/mt up to DN 50mm (2");  
≤ 1 Ohm/mt over DN 50mm (2")

**Recommended fitting:**

- Composite hose fittings .....83-87

↔		↔		↻		⤴		⚡	♻️	
mm	in	mm	in	bar	psi	mm	in	%	kg/m	lb/ft
150	6"			14	200	575	22,00	90	12,40	8,335
200	8"			14	200	800	30,00	90	21,80	14,655
250	10"			10,5	150	1000	38,00	90	26,70	17,945
300	12"			10,5	150	1200	45,50	90	32,00	21,510

### // 5N551 EN



#### Acid-Chemical S&D - heavy duty EN 13765 - arrêté TMD

**Inner wire:** polypropylene coated steel wire.

**Tube:** polypropylene film.

**Cover:** black PVC coated fabric with longitudinal white stripe.

**Outer wire:** galvanized steel wire.

**Application:** acid and chemical suction and delivery to/from tankers and bunkering vessels.

**Safety factor:** 5:1

**Constant operation:** -30 °C +80 °C (-22 °F +176 °F)

**Electrical Conductivity:** Ensured by the 2 wires in contact with fittings.

**Electrical Resistance:** ≤ 2.5 Ohm/mt up to DN 50mm (2");  
≤ 1 Ohm/mt over DN 50mm (2")

**Recommended fitting:**

- Composite hose fittings .....83-87

↔		↔		↻		⤴		⚡	♻️	
mm	in	mm	in	bar	psi	mm	in	%	kg/m	lb/ft
150	6"			14	200	575	22,00	90	12,40	12,40
200	8"			14	200	800	30,00	90	21,80	21,80
250	10"			10,5	150	1000	38,00	90	26,70	26,70

// 5N331 EN



**Acid-Chemical S&D - heavy duty - PTFE  
EN 13765 - arrêté TMD**

**Inner wire:** stainless Steel 316 wire.

**Tube:** PTFE film.

**Cover:** red PVC coated fabric with longitudinal white stripe.

**Outer wire:** galvanised steel wire.

**Application:** acid and chemical suction and delivery to/from tankers and bunkering vessels.

**Safety factor:** 5:1

**Constant operation:** -30 °C +100 °C (-22 °F +212 °F)

**Electrical Conductivity:** ensured by the 2 wires in contact with fittings.

**Electrical Resistance:** ≤ 2.5 Ohm/mt up to DN 50mm (2");  
≤ 1 Ohm/mt over DN 50mm (2")

**Recommended fitting:**

- Composite hose fittings .....83-87

↔		↔		↻		⤴		⚖	⚖	
mm	in	mm	in	bar	psi	mm	in	%	kg/m	lb/ft
150	6"			14	200	575	22,00	90	12,40	8,33
200	8"			14	200	800	30,00	90	21,80	14,65
250	10"			10,5	150	1000	38,00	90	26,70	17,94
300	12"			10,5	150	1200	45,50	90	32,00	21,51



## // RIG SUPPLY - FUEL & LIQUID MUD

<b>648AA</b>	RIG SUPPLY SOFT WALL, FUEL-LIQUID MUD 20 BAR (300 PSI).....	22
<b>615AA</b>	RIG SUPPLY HARD WALL, FUEL-LIQUID MUD 20 BAR (300 PSI).....	22
<b>622AA</b>	RIG SUPPLY HARD WALL, FUEL-LIQUID MUD.....	23

// 648AA



**Rig supply soft wall - Fuel-liquid mud 20 bar (300 psi)**

**Tube:** black conductive NBR.  
**Reinforcement:** high tensile textile cords - antistatic wire.  
**Cover:** black conductive CR - abrasion, ozone, hydrocarbon and fire resistant.  
**Application:** fuel, oil and liquid mud transfer from supply vessels to offshore platforms. Also suitable for sea water pumping and bulk material transfer.  
 Tensile end load resistance:  
 ID 2" 2.000 kg  
 ID 3" 4.000 kg  
 ID 4" 7.000 kg  
 ID ≥ 5" 10.000 kg

**ABS Type approved hose assemblies.**

Electrically continuous.

**Constant operation:** -30 °C +90 °C (-22 °F +194 °F)

**Recommended fitting:**

- NPT male combination nipple with pre-crimped ferrule .....79-80
- fitting with fixed or swivel flange ASA 150 ..... 81-82

↔		↔		↙		↘		↗		↖		⬆	
mm	in	mm	in	bar	psi	bar	psi	mm	in	%	kg/m	lb/ft	
51,0	2"	67,00	2,64	20	300	80	1200	300,0	11,81		1,890	1,28	
76,0	3"	94,00	3,70	20	300	80	1200	456,0	17,95		2,950	1,99	
102,0	4"	120,00	4,72	20	300	80	1200	612,0	24,09		3,950	2,66	
127,0	5"	147,00	5,79	20	300	80	1200	762,0	30,00		5,640	3,80	
152,0	6"	176,00	6,93	20	300	80	1200	912,0	35,91		8,030	5,40	

// 615AA



**Rig supply hard wall - Fuel-liquid mud 20 bar (300 psi)**

**Tube:** black conductive NBR.  
**Reinforcement:** high tensile textile cords with embedded steel helix wire - antistatic wire.  
**Cover:** black conductive CR - abrasion, ozone, hydrocarbon and fire resistant.  
**Application:** fuel, oil and liquid mud transfer from supply vessels to offshore platforms. Also suitable for sea water pumping and bulk material transfer.  
 Also available in self floating version. Reserve buoyancy calculated according to GMPHOM 2009 standard.  
 Tensile end load resistance:  
 ID 2" 2.000 kg  
 ID 3" 4.000 kg  
 ID 4" 7.000 kg  
 ID ≥ 5" 10.000 kg

**ABS Type approved hose assemblies.**

Electrically continuous.

**Constant operation:** -30 °C +90 °C (-22 °F +194 °F)

**Recommended fitting:**

- NPT male combination nipple with pre-crimped ferrule .....79-80
- fitting with fixed or swivel flange ASA 150 ..... 81-82

↔		↔		↙		↘		↗		↖		⬆	
mm	in	mm	in	bar	psi	bar	psi	mm	in	%	kg/m	lb/ft	
51,0	2"	67,00	2,64	20	300	80	1200	255,0	10,04	100	2,230	1,50	
76,0	3"	94,00	3,70	20	300	80	1200	380,0	14,96	90	3,800	2,56	
102,0	4"	122,00	4,80	20	300	80	1200	510,0	20,08	90	5,480	3,69	
127,0	5"	149,00	5,87	20	300	80	1200	635,0	25,00	90	7,760	5,22	
152,0	6"	176,00	6,93	20	300	80	1200	760,0	29,92	90	10,200	6,86	
203,0	8"	237,00	9,33	20	300	80	1200	1015,0	39,96	90	19,060	12,81	

Dimensions shown may be changed without prior notice

// 622AA



**Rig supply hard wall - Fuel-liquid mud**

**Tube:** black conductive NBR.

**Reinforcement:** high tensile textile cords with embedded steel helix wire - antistatic wire.

**Cover:** black conductive CR - abrasion, ozone, hydrocarbon and fire resistant.

**Application:** fuel, oil and liquid mud transfer from supply vessels to offshore platforms. Also suitable for sea water pumping and bulk material transfer.

Tensile end load resistance:

ID 3" 6.000 kg

ID ≥ 4" 10.000 kg

**ABS Type approved hose assemblies.**

Electrically continuous.

**Constant operation:** -30 °C +90 °C (-22 °F +194 °F)


**Recommended fitting:**

- NPT male combination nipple with pre-crimped ferrule .....79-80
- fitting with fixed or swivel flange ASA 150 ..... 81-82

↔		↔		↙	↘	↕		↗		↘	⚖	
mm	in	mm	in	bar	psi	bar	psi	mm	in	%	kg/m	lb/ft
76,0	3"	98,00	3,86	40	600	160	2320	380,0	14,96	90	4,870	3,28
102,0	4"	128,00	5,04	40	600	160	2320	510,0	20,08	90	7,430	5,00
127,0	5"	157,00	6,18	35	525	140	2000	635,0	25,00	90	11,160	7,51

Rig supply: for ease of identification, coloured over-ferrules available on demand.





## // RIG SUPPLY - BARITE & DRY CEMENT

<b>748AA</b>	RIG SUPPLY SOFT WALL BULK MATERIAL 20 BAR (300 PSI).....	25
<b>715AA</b>	RIG SUPPLY HARD WALL BULK MATERIAL 20 BAR (300 PSI).....	25

Dimensions shown may be changed without prior notice

// 748AA



**Rig supply soft wall - Bulk material 20 bar (300 psi)**

**Tube:** black conductive NR - abrasion resistant.  
**Reinforcement:** high tensile textile cords - antistatic wire.  
**Cover:** black conductive CR - abrasion, ozone, hydrocarbon and fire resistant.  
**Application:** bulk material, sand, barite and dry cement transfer from supply vessels to offshore platforms.  
 Tensile end load resistance:  
 ID 4" 7.000 kg  
 ID ≥ 5" 10.000 kg  
**ABS Type approved hose assemblies.**  
 Electrically continuous.  
**Constant operation:** -30 °C +80 °C (-22 °F +176 °F)

- Recommended fitting:**
- NPT male combination nipple with pre-crimped ferrule .....79-80
  - fitting with fixed or swivel flange ASA 150 .....81-82

↔		↔		↻		↻		⤴		⤵		
mm	in	mm	in	bar	psi	bar	psi	mm	in	%	kg/m	lb/ft
102,0	4"	122,00	4,80	20	300	80	1200	612,0	24,09		4,470	3,01
127,0	5"	149,00	5,87	20	300	80	1200	762,0	30,00		6,330	4,26

// 715AA



**Rig supply hard wall - Bulk material 20 bar (300 psi)**

**Tube:** black conductive NR - abrasion resistant.  
**Reinforcement:** high tensile textile cords with embedded steel helix wire - antistatic wire.  
**Cover:** black conductive CR- abrasion, ozone, hydrocarbon and fire resistant.  
**Application:** bulk material, sand, barite and dry cement transfer from supply vessels to offshore platforms.  
 Also available in self floating version. Reserve buoyancy calculated according to GMPHOM 2009 standard.  
 Tensile end load resistance:  
 ID 4" 7.000 kg  
 ID ≥ 5" 10.000 kg  
**ABS Type approved hose assemblies.**  
 Electrically continuous.  
**Constant operation:** -30 °C +80 °C (-22 °F +176 °F)

- Recommended fitting:**
- NPT male combination nipple with pre-crimped ferrule .....79-80
  - fitting with fixed or swivel flange ASA 150 .....81-82

↔		↔		↻		↻		⤴		⤵		
mm	in	mm	in	bar	psi	bar	psi	mm	in	%	kg/m	lb/ft
102,0	4"	124,00	4,88	20	300	80	1200	510,0	20,08	90	6,060	4,08
127,0	5"	151,00	5,94	20	300	80	1200	635,0	25,00	90	8,540	5,74



## // RIG SUPPLY - POTABLE WATER

<b>448LI</b>	RIG SUPPLY SOFT WALL POTABLE WATER 20 BAR (300 PSI) - FDA.....	27
<b>415LI</b>	RIG SUPPLY HARD WALL POTABLE WATER 20 BAR (300 PSI) - FDA.....	27

Dimensions shown may be changed without prior notice

// 448LI



**Rig supply soft wall - Potable water 20 bar (300 psi) FDA**

**Tube:** white NR.  
**Reinforcement:** high tensile textile cords.  
**Cover:** orange NBR/PVC - abrasion, ozone and hydrocarbon resistant.  
**Application:** potable water transfer from supply vessels to offshore platforms. Sterilize with 5% soda solution.  
 Tensile end load resistance:  
 ID 2" 2.000 kg  
 ID 3" 4.000 kg  
 ID 4" 7.000 kg  
**ABS Type approved hose assemblies.**  
**Constant operation:** -30 °C +80 °C (-22 °F +176 °F)

- Recommended fitting:**
- NPT male combination nipple with pre-crimped ferrule .....79-80
  - fitting with fixed or swivel flange ASA 150 ..... 81-82

↔		↔		↻		↻		⤴		⤵		⚖	
mm	in	mm	in	bar	psi	bar	psi	mm	in	%	kg/m	lb/ft	
51,0	2"	67,00	2,64	20	300	80	1200	300,0	11,81		1,880	1,27	
76,0	3"	94,00	3,70	20	300	80	1200	456,0	17,95		2,960	1,99	
102,0	4"	120,00	4,72	20	300	80	1200	612,0	24,09		3,990	2,69	

// 415LI



**Rig supply hard wall - Potable water 20 bar (300 psi) FDA**

**Tube:** white NR.  
**Reinforcement:** high tensile textile cords with embedded steel helix wire.  
**Cover:** orange NBR/PVC - abrasion, ozone and hydrocarbon resistant.  
**Application:** potable water transfer from supply vessels to offshore platforms. Sterilize with 5% soda solution. Also available in self floating version. Reserve buoyancy calculated according to GMPHOM 2009 standard.  
 Tensile end load resistance:  
 ID 2" 2.000 kg  
 ID 3" 4.000 kg  
 ID 4" 7.000 kg  
**ABS Type approved hose assemblies.**  
**Constant operation:** -30 °C +80 °C (-22 °F +176 °F)

- Recommended fitting:**
- NPT male combination nipple with pre-crimped ferrule .....79-80
  - fitting with fixed or swivel flange ASA 150 ..... 81-82

↔		↔		↻		↻		⤴		⤵		⚖	
mm	in	mm	in	bar	psi	bar	psi	mm	in	%	kg/m	lb/ft	
51,0	2"	67,00	2,64	20	300	80	1200	255,0	10,04	100	2,230	1,50	
76,0	3"	94,00	3,70	20	300	80	1200	380,0	14,96	90	3,800	2,56	
102,0	4"	122,00	4,80	20	300	80	1200	510,0	20,08	90	5,580	3,76	



## // TRACTION RESISTANT - CARGO HOSE

<b>641AA</b>	OIL & MUD CARGO HOSE 15 BAR (225 PSI) END LOAD RESISTANCE 5.000 KG.....	29
<b>624AA</b>	OIL & MUD CARGO HOSE 15 BAR (225 PSI) END LOAD RESISTANCE 8.000 KG.....	29
<b>725AA</b>	CARGO HOSE 15 BAR (225 PSI) END LOAD RESISTANCE 12.000 KG.....	30
<b>727AA</b>	DRILLING WASTE & CARGO HOSE 15 BAR (225 PSI) END LOAD RESISTANCE 26.000 KG.....	30

Dimensions shown may be changed without prior notice

## // 641AA

**Oil & Mud cargo hose - 15 bar (225 psi) - end load resistance 5.000 kg****Tube:** black conductive NBR.**Reinforcement:** high tensile textile fabric - boot straps.**Cover:** black conductive NBR/PVC - abrasion, ozone, hydrocarbon and fire resistant.**Application:** fuel and oil barite liquid transfer. Particulary suitable for drag chain application where low elongation is required. Also suitable for electrical cables and hydraulic hose protection.**Safety factor:** 3:1**Constant operation:** -30 °C +70 °C (-22 °F +158 °F)**Recommended fitting:**

- NPT male combination nipple with pre-crimped ferrule .....79-80
- fitting with fixed or swivel flange ASA 150 .....81-82

↔		↔		↻		↵		⚖		
mm	in	mm	in	bar	psi	mm	in	%	kg/m	lb/ft
102	4"	122	4,80	15	225			90	4,260	2,860
127	5"	147	5,12	15	225			90	5,090	3,420
152	6"	172	6,77	15	225			90	6,100	4,100

## // 624AA

**Oil & Mud cargo hose - 15 bar (225 psi) - end load resistance 8.000 kg****Tube:** black conductive NBR.**Reinforcement:** high tensile textile cords with embedded steel helix wire - boot straps.**Cover:** black conductive CR - abrasion, ozone and hydrocarbon resistant.**Application:** fuel and oil suction and delivery. Specially designed for liquid mud and barite transfer from vessel to rig supply or from ship to ship.**Safety factor:** 4:1**Constant operation:** -30 °C +70 °C (-22 °F +158 °F)**Recommended fitting:**

- NPT male combination nipple with pre-crimped ferrule .....79-80
- fitting with fixed or swivel flange ASA 150 .....81-82

↔		↔		↻		↵		⚖		
mm	in	mm	in	bar	psi	mm	in	%	kg/m	lb/ft
76	3"	100	9,94	15	225			90	4,910	3,300
102	4"	128	5,12	15	225			90	6,400	4,300
127	5"	153	6,02	15	225			90	8,340	5,600

// 725AA



**Oil & Mud cargo hose - 15 bar (225 psi) - end load resistance 12.000 kg**

**Tube:** black conductive NBR.  
**Reinforcement:** high tensile textile cords with embedded steel helix wire - boot straps.  
**Cover:** black conductive CR - abrasion, ozone and hydrocarbon resistant.  
**Application:** cargo hose specially designed for oil based muds and abrasive media, used in floating umbilical on oil recovery systems. Also suitable as protection for electrical cables and flexible hydraulic hoses in hose loops (umbilical) applications at the drilling deck on oil rigs.  
 Special end load resistance and heavy duty construction.  
**Safety factor:** 4:1  
**Constant operation:** -30 °C +80 °C (-22 °F +176 °F)

**Recommended fitting:**

- NPT male combination nipple with pre-crimped ferrule .....79-80
- fitting with fixed or swivel flange ASA 150 .....81-82

↔		↔		⊙		⌒		⌘	Ⓜ	
mm	in	mm	in	bar	psi	mm	in	%	kg/m	lb/ft
102	4"	130	5,12	15	225			90	7,800	5,240
152	6 "	184	7,24	15	225			80	13,300	8,940

// 727AA



**Drilling waste & cargo hose - hard wall 15 bar (225 psi) - end load resistance 26.000 kg**

**Tube:** black conductive NR - abrasion resistant.  
**Reinforcement:** high tensile textile cords with embedded steel helix wire - boot straps.  
**Cover:** black conductive SBR/NR - abrasion and ozone resistant.  
**Application:** dumpline for drill cuttings containing sand, sea water and abrasive material. Also suitable as cargo hose for barite transfer.  
 Specially designed for heavy duty applications, with highest end load resistance.  
 Not to be used with oil based mud.  
**Safety factor:** 3:1  
**Constant operation:** -30 °C +80 °C (-22 °F +176 °F)

**Recommended fitting:**

Contact our offices for connections.  
 Stainless Steel version available on request

↔		↔		⊙		⌒		⌘	Ⓜ	
mm	in	mm	in	bar	psi	mm	in	%	kg/m	lb/ft
152	6"	188	7,40	15	225			80	17,770	11,945

Rig supply: for ease of identification, coloured over-ferrules available on demand.



## // FLOATING ROOF DRAIN

906AA ROOF DRAIN 10 BAR (150 PSI)..... 32



// 906AA



**Roof drain 10 bar (150 psi)**

**Tube:** black conductive NBR.  
**Reinforcement:** high tensile textile cords with embedded steel helix wire.  
**Cover:** black conductive NBR- abrasion, ozone and hydrocarbon resistant.  
**Application:** rain water drainage in floating petrochemical storage tank roofs. 80% max aromatic content resistance. Available with swaged fittings.  
**Also available:** 905AA with Viton cover 100% aromatic content.  
**Constant operation:** -20 °C +82 °C (-4 °F +180 °F)

Assembly available with fitting complete with flange PN16 - ASA150 and lead ballast.

↔		↔		⦿		⦿		⌒		Ⓜ		
mm	in	mm	in	bar	psi	bar	psi	mm	in	%	kg/m	lb/ft
152,0	6"	180,00	7,09	10	150	30	450	760,0	29,92	80	10,470	7,04



## // FUEL-OIL & FRACKING

<b>655AA</b>	FUEL-OIL DELIVERY 16 BAR (240 PSI) EXCEEDS EN 1761 TRBF 131/2 .....	34
<b>619AA</b>	FUEL-OIL EN 12115 EXCEEDS EN 1761 TRBF 131/2 .....	34
<b>620AA</b>	FUEL-OIL S&D 20 BAR (300 PSI).....	35
<b>601AA</b>	OIL RIGGER S&D 10 BAR (150 PSI).....	35
<b>6C1AA</b>	OIL RIGGER-FRACKING S&D 10 BAR (150 PSI) CORRUGATED .....	36
<b>6D1AA</b>	FRACKING DELIVERY 27 BAR (400 PSI).....	36
<b>6D2AA</b>	FRACTURING DELIVERY 27 BAR (400 PSI) SUPERTUFF .....	36
<b>6J544</b>	FUEL-OIL S&D 10 BAR (150 PSI) - LIGHT DUTY - LIGHT WEIGHT - BS 3492/BX BS 5842 .....	37
<b>6J541</b>	FUEL-OIL S&D 10 BAR (150 PSI) - LIGHT DUTY - BS 3492/BX BS 5842 .....	37
<b>6J511</b>	FUEL-OIL S&D 10 BAR (150 PSI) - STANDARD DUTY - BS 3492/BX BS 5842 .....	38
<b>6J511 EN</b>	FUEL-OIL S&D 10 BAR (150 PSI) - STANDARD DUTY - EN 13765 ARRÊTÉ TMD .....	38
<b>6N111</b>	FUEL-OIL S&D 14 BAR (200 PSI) - HEAVY DUTY - HIGH TEMPERATURE +100 °C (+212 °F) BS 3492/BX BS 5842 .....	39
<b>6N111 EN</b>	FUEL-OIL S&D 14 BAR (200 PSI) - HEAVY DUTY - HIGH TEMPERATURE +100 °C (+212 °F) EN 13765 ARRÊTÉ TMD .....	39

// 655AA



**Fuel-oil delivery 16 bar (240 psi)  
exceeds EN 1761 - TRbF 131/2**

**Tube:** black conductive NBR.

**Reinforcement:** high tensile textile cords.

**Cover:** black conductive CR - abrasion, ozone, hydrocarbon and fire resistant.

**Application:** fuel and oil delivery. Designed for long service life in heavy duty applications.

**Constant operation:** -30 °C +70 °C (-22 °F +158 °F)

**Recommended fitting:**

- NPT male combination nipple with pre-crimped ferrule .....79-80
- fitting with fixed or swivel flange ASA 150 ..... 81-82
- Hydraulic fittings. Refer to ALFAGOMMA Hydraulic Catalogue

↻		↻		↻		↻		↻		↻		
mm	in	mm	in	bar	psi	bar	psi	mm	in	%	kg/m	lb/ft
19,0	3/4"	31,00	1,22	16	240	48	720	125,0	4,92		0,560	0,38
25,0	1"	37,00	1,46	16	240	48	720	150,0	5,91		0,690	0,47
32,0	1 1/4"	44,00	1,73	16	240	48	720	175,0	6,89		0,870	0,59
38,0	1 1/2"	51,00	2,01	16	240	48	720	225,0	8,86		1,020	0,69
51,0	2"	67,00	2,64	16	240	48	720	275,0	10,83		1,550	1,05
63,0	2 1/2"	79,00	3,11	16	240	48	720	300,0	11,81		1,880	1,27
76,0	3"	92,00	3,62	16	240	48	720	350,0	13,78		2,310	1,56
102,0	4"	118,00	4,65	16	240	48	720	450,0	17,72		3,410	2,30
152,0	6"	170,00	6,69	16	240	48	720	750,0	29,53		5,140	3,46

// 619AA



**Fuel-oil S&D 16 bar (240 psi)  
EN 12115 - exceeds EN 1761 - TRbF 131/2**

**Tube:** black conductive NBR.

**Reinforcement:** high tensile textile cords with embedded steel helix wire - antistatic wire.

**Cover:** black conductive CR - abrasion, ozone, hydrocarbon and fire resistant.

**Application:** fuel and oil suction and delivery. Designed for long service life in heavy duty applications.

**Constant operation:** -30 °C +70 °C (-22 °F +158 °F)

**Recommended fitting:**

- NPT male combination nipple with pre-crimped ferrule .....79-80
- fitting with fixed or swivel flange ASA 150 ..... 81-82
- Hydraulic fittings. Refer to ALFAGOMMA Hydraulic Catalogue

↻		↻		↻		↻		↻		↻		
mm	in	mm	in	bar	psi	bar	psi	mm	in	%	kg/m	lb/ft
19,0	3/4"	31,00	1,22	16	240	64	960	95,0	3,74	100	0,690	0,47
25,0	1"	37,00	1,46	16	240	64	960	150,0	5,91	100	0,850	0,58
32,0	1 1/4"	44,00	1,73	16	240	64	960	175,0	6,89	100	1,030	0,70
38,0	1 1/2"	51,00	2,01	16	240	64	960	225,0	8,86	100	1,180	0,80
50,0	2"	66,00	2,60	16	240	64	960	275,0	10,83	100	1,760	1,19
51,0	2"	67,00	2,64	16	240	64	960	275,0	10,83	100	2,010	1,36
63,0	2 1/2"	79,00	3,11	16	240	64	960	300,0	11,81	90	2,590	1,75
75,0	3"	91,00	3,58	16	240	64	960	350,0	13,78	90	2,790	1,88
76,0	3"	92,00	3,62	16	240	64	960	350,0	13,78	90	2,820	1,90
100,0	4"	116,00	4,57	16	240	64	960	450,0	17,72	90	3,760	2,53
102,0	4"	118,00	4,65	16	240	64	960	450,0	17,72	90	3,820	2,57

Dimensions shown may be changed without prior notice

## // 620AA

**Fuel-oil S&D 20 bar (300 psi)****Tube:** black conductive NBR.**Reinforcement:** high tensile textile cords with embedded steel helix wire - antistatic wire.**Cover:** black CR - abrasion, ozone and hydrocarbon resistant.**Application:** fuel and oil suction and delivery. Designed for long service life in heavy duty applications.**Constant operation:** -30 °C +80 °C (-22 °F +176 °F)**Recommended fitting:**

- NPT male combination nipple with pre-crimped ferrule .....79-80
- fitting with fixed or swivel flange ASA 150 ..... 81-82
- Hydraulic fittings. Refer to ALFAGOMMA Hydraulic Catalogue

↔		↔		↙		↘		↵		%		⚖	
mm	in	mm	in	bar	psi	bar	psi	mm	in	%	kg/m	lb/ft	
51,0	2"	63,00	2,48	20	300	60	900	204,0	8,03	100	1,650	1,11	
63,0	2 1/2"	77,00	3,03	20	300	60	900	252,0	9,92	90	2,140	1,44	
76,0	3"	90,00	3,54	20	300	60	900	304,0	11,97	90	2,620	1,77	
102,0	4"	116,00	4,57	20	300	60	900	408,0	16,06	90	3,580	2,41	
127,0	5"	145,00	5,71	20	300	60	900	508,0	20,00	80	6,090	4,10	
152,0	6"	170,00	6,69	20	300	60	900	608,0	23,94	80	8,250	5,55	
203,0	8"	225,00	8,86	20	300	60	900	812,0	31,97	70	12,310	8,28	

## // 601AA

**Oil rigger-fracking S&D 10 bar (150 psi)****Tube:** black NBR/PVC.**Reinforcement:** high tensile textile cords with embedded steel helix wire.**Cover:** black SBR - abrasion and ozone resistant.**Application:** crude oil mud in oilfield vacuum tank service. Extensively used in fracking operations.**Constant operation:** -30 °C +80 °C (-22 °F +176 °F)**Recommended fitting:**

- NPT male combination nipple with pre-crimped ferrule .....79-80
- fitting with fixed or swivel flange ASA 150 ..... 81-82
- Hydraulic fittings. Refer to ALFAGOMMA Hydraulic Catalogue

↔		↔		↙		↘		↵		%		⚖	
mm	in	mm	in	bar	psi	bar	psi	mm	in	%	kg/m	lb/ft	
51,0	2"	62,00	2,44	10	150	30	450	255,0	10,04	100	1,370	0,93	
76,0	3"	89,00	3,50	10	150	30	450	380,0	14,96	90	2,540	1,71	
102,0	4"	116,00	4,57	10	150	30	450	510,0	20,08	90	3,990	2,69	
152,0	6"	168,00	6,61	10	150	25	375	760,0	29,92	80	6,760	4,55	

// 6C1AA



**Oil rigger-fracking S&D 10 bar (150 psi) corrugated**

**Tube:** black NBR/PVC.

**Reinforcement:** high tensile textile cords with embedded steel helix wire. Light weight and flexible construction.

**Cover:** black SBR - abrasion and ozone resistant.

**Application:** oilfield vacuum tank service for crude oil mud handling.

**Safety factor:** 3:1

**Constant operation:** -30 °C +80 °C (-22 °F +176 °F)

↔		↔		↻		⤴		⚠	⚖	
mm	in	mm	in	bar	psi	mm	in	%	kg/m	lb/ft
51	2"			10	150	153	6,02	100	1,290	0,866
76	3"			10	150	280	11,02	90	2,400	1,610
102	4"			10	150	306	12,05	90	3,560	2,389
152	6"			10	150	608	23,94	90	6,620	4,442
203	8"			10	150	812	31,97	90	11,200	7,515

// 6D1AA



**Fracking delivery 27 bar (400 psi)**

**Tube:** black synthetic elastomer.

**Reinforcement:** high tensile textile cords.

**Cover:** black synthetic elastomer - abrasion, oil and ozone resistant.

**Application:** fracking fluids, liquid mud and crude oil delivery in heavy duty oilfield and gas exploration service.

**Safety factor:** 4:1

**Constant operation:** -30°C +80°C (-22°F +176°F)

**Recommended fitting:**

- NPT male combination nipple with pre-crimped ferrule.....79-80
- Hammer lug union.....109-110

↔		↔		↻		⤴		⚠	⚖	
mm	in	mm	in	bar	psi	mm	in	%	kg/m	lb/ft
76	3"	94	3,70	27	400				3,070	2,06
102	4"	120	4,72	27	400				4,320	2,90

// 6D2AA



**Fracturing delivery 27 bar (400 psi) - Supertuff**

**Tube:** black synthetic elastomer.

**Reinforcement:** high tensile textile cords.

**Cover:** black supertuff cover - abrasion, oil and ozone resistant.

**Application:** fracking fluids, liquid mud and crude oil delivery in heavy duty oilfield and gas exploration service. special "supertuff" cover for excellent abrasion resistance.

**Safety factor:** 4:1

**Constant operation:** -30°C +80°C (-22°F +176°F)


**Recommended fitting:**

- NPT male combination nipple with pre-crimped ferrule.....79-80
- Hammer lug union.....109-110

↔		↔		↻		⤴		⚠	⚖	
mm	in	mm	in	bar	psi	mm	in	%	kg/m	lb/ft
102	4"	120	4,72	27	400				4,360	2,90

Dimensions shown may be changed without prior notice

## // 6J544


**Fuel-oil S&D 10 bar (150 psi) - light duty  
light weight  
BS 3492/BX - BS 5842**

**Inner wire:** aluminium wire.

**Tube:** polypropylene film.

**Cover:** orange PVC coated fabric with longitudinal yellow stripe.

**Outer wire:** aluminium wire.

**Application:** fuel and oil suction and delivery.

Specially designed for tank truck applications.

Light weight construction.

**Safety factor:** 4:1

**Constant operation:** -30 °C +80 °C (-22 °F +176 °F)

**Electrical Conductivity:** ensured by the 2 wires in contact with fittings.

**Recommended fitting:**

- Composite hose fittings .....83-87

↔		↔		↻		⤴		⚠	⚖	
mm	in	mm	in	bar	psi	mm	in	%	kg/m	lb/ft
50	2"	61	2,40	10	150	150	6,00	90	0,970	0,650
65	2 5/8"	75	2,95	10	150	175	7,00	90	1,210	0,810
75	3"	88	3,46	10	150	250	10,00	90	1,400	0,940
80	3 1/8"	93	3,66	10	150	250	10,00	90	1,680	1,130
100	4"	119	4,69	10	150	350	14,00	90	2,250	1,510

## // 6J541


**Fuel-oil S&D 10 bar (150 psi) - light duty  
BS 3492/BX - BS 5842**

**Inner wire:** aluminium wire.

**Tube:** polypropylene film.

**Cover:** orange PVC coated fabric with longitudinal grey stripe.

**Outer wire:** galvanised steel wire.

**Application:** fuel and oil suction and delivery.

Especially designed for tank truck applications.

Light weight construction.

**Safety factor:** 4:1

**Constant operation:** -30 °C +80 °C (-22 °F +176 °F)

**Electrical Conductivity:** ensured by the 2 wires in contact with fittings.

**Recommended fitting:**

- Composite hose fittings .....83-87

↔		↔		↻		⤴		⚠	⚖	
mm	in	mm	in	bar	psi	mm	in	%	kg/m	lb/ft
40	1 1/2"	50	2,05	10	150	140	5,50	90	1,100	0,740
50	2"	61	2,40	10	150	150	6,00	90	1,190	0,800
65	2 5/8"	75	2,95	10	150	175	7,00	90	1,700	1,140
75	3"	88	3,46	10	150	250	10,00	90	2,000	1,340
80	3 1/8"	93	3,66	10	150	250	10,00	90	2,500	1,680
100	4"	119	4,69	10	150	350	14,00	90	3,200	2,150

// 6J511



**Fuel-oil S&D 10 bar (150 psi) - standard duty  
BS 3492/BX - BS 5842**

**Inner wire:** galvanized steel wire.  
**Tube:** polypropylene film.  
**Cover:** grey PVC with longitudinal yellow stripe coated fabric.  
**Outer wire:** galvanized steel wire.  
**Application:** fuel and oil suction and delivery.  
 Specially designed for tank truck applications.  
**Safety factor:** 4:1  
**Constant operation:** -30 °C +80 °C (-22 °F +176 °F)  
**Electrical Conductivity:** ensured by the 2 wires in contact with fittings.

**Recommended fitting:**  
 • Composite hose fittings .....83-87

↔		↔		↻		⤴		⚡	⚖	
mm	in	mm	in	bar	psi	mm	in	%	kg/m	lb/ft
50	2"	61	2,40	10	150	150	6,00	90	1,680	1,130
63*	2 1/2"	75	2,95	10	150	175	7,00	90	2,450	1,650
65	2 5/8"	88	3,46	10	150	175	7,00	90	2,450	1,650
75*	3"	88	3,46	10	150	250	10,00	90	2,600	1,750
80	3 1/8"	93	3,66	10	150	250	10,00	90	2,600	1,750
100	4"	119	4,69	10	150	350	14,00	90	4,200	2,820

\* Pitch for UK market

// 6J511 EN



**Fuel-oil S&D 10 bar (150 psi) - standard duty  
EN 13765 - arrêté TMD**

**Inner wire:** galvanized steel wire.  
**Tube:** polypropylene film.  
**Cover:** grey PVC coated fabric with longitudinal yellow stripe.  
**Outer wire:** galvanized steel wire.  
**Application:** fuel and oil suction and delivery.  
 Specially designed for tank truck applications.  
**Safety factor:** 4:1  
**Constant operation:** -30 °C +80 °C (-22 °F +176 °F)  
**Electrical Conductivity:** ensured by the 2 wires in contact with fittings.  
**Electrical Resistance:** ≤ 2.5 Ohm/mt up to DN 50mm (2");  
 ≤ 1 Ohm/mt over DN 50mm (2")

**Recommended fitting:**  
 • Composite hose fittings .....83-87

↔		↔		↻		⤴		⚡	⚖	
mm	in	mm	in	bar	psi	mm	in	%	kg/m	lb/ft
25	1"	37	1,46	10	150	100	4,00	90	1,300	0,873
40	1 1/2"	52	2,05	10	150	140	5,50	90	2,000	1,343
50	2"	61	2,40	10	150	150	6,00	90	2,100	1,410
65	2 5/8"	88	3,46	10	150	175	6,00	90	2,200	1,477
80	3 1/8"	93	3,66	10	150	250	10,00	90	2,700	1,810
100	4"	119	4,69	10	150	350	14	90	4,000	2,686

Dimensions shown may be changed without prior notice

## // 6N111


**Fuel-oil S&D 14 bar (200 psi) - heavy duty  
high temperature +100 °C (+212 °F)  
BS 3492/BX - BS 5842**

**Inner wire:** galvanised steel wire.

**Tube:** polyester film.

**Cover:** grey PVC coated fabric with longitudinal grey stripe.

**Outer wire:** galvanised steel wire.

**Application:** fuel and oil suction and delivery.

Specially designed for long service life in heavy duty applications requiring resistance to high temperature.

**Safety factor:** 4:1

**Constant operation:** -30 °C +100 °C (-22 °F +212 °F)

**Electrical Conductivity:** ensured by the 2 wires in contact with fittings.

**Recommended fitting:**

- Composite hose fittings .....83-87

↔		↔		↻		↵		↯	♻️	
mm	in	mm	in	bar	psi	mm	in	%	kg/m	lb/ft
25	1"	37	1,46	14	200	100	4,00	90	0,900	0,600
40	1 1/2"	53	2,09	14	200	140	5,50	90	1,250	0,840
50	2"	63	2,48	14	200	150	6,00	90	1,700	1,140
63*	2 1/2"	78	3,07	14	200	175	7,00	90	2,250	1,680
65	2 5/8"	78	3,07	14	200	175	7,00	90	2,500	1,680
75*	3"	90	3,54	14	200	250	10,00	90	2,700	1,810
80	3 1/8"	94	3,70	14	200	250	10,00	90	3,400	2,280
100	4"	122	4,80	14	200	350	14,00	90	4,600	3,090

\* Pitch for UK market

## // 6N111 EN


**Fuel-oil S&D 14 bar (200 psi) - heavy duty  
high temperature +100 °C (+212 °F)  
EN 13765 - arrêté TMD**

**Inner wire:** galvanised steel wire.

**Tube:** polyester film.

**Cover:** grey PVC coated fabric with longitudinal grey stripe.

**Outer wire:** galvanised steel wire.

**Application:** fuel and oil suction and delivery.

Specially designed for long service life in heavy duty applications requiring resistance to high temperature.

**Safety factor:** 4:1

**Constant operation:** -30 °C +100 °C (-22 °F +212 °F)

**Electrical Conductivity:** ensured by the 2 wires in contact with fittings.

**Electrical Resistance:** ≤ 2.5 Ohm/mt up to DN 50mm (2");  
≤ 1 Ohm/mt over DN 50mm (2")

**Recommended fitting:**

- Composite hose fittings .....83-87

↔		↔		↻		↵		↯	♻️	
mm	in	mm	in	bar	psi	mm	in	%	kg/m	lb/ft
25	1"	37	1,46	14	200	100	4,00	90	0,900	0,600
40	1 1/2"	53	2,09	14	200	140	5,50	90	1,250	0,840
50	2"	63	2,48	14	200	150	6,00	90	1,700	1,140
63*	2 1/2"	78	3,07	14	200	175	7,00	90	2,250	1,510
65	2 5/8"	78	3,07	14	200	175	7,00	90	2,500	1,680
75	3"	90	3,54	14	200	250	10,00	90	2,700	1,810
80	3 1/8"	94	3,70	14	200	250	10,00	90	3,400	2,280
100	4"	122	4,80	14	200	350	14,00	90	4,600	3,090





## // STEAM

<b>340AA</b>	STEAM 18 BAR (270 PSI) STEEL BRAIDED.....	41
<b>340AH</b>	STEAM 18 BAR (270 PSI) STEEL BRAIDED.....	41
<b>344AH</b>	STEAM 18 BAR (270 PSI) STEEL BRAIDED EN ISO 6134/2A.....	42
<b>343AH</b>	STEAM 18 BAR (270 PSI) - OIL RESISTANT - STEEL BRAIDED.....	42
<b>341AA</b>	STEAM 18 BAR (270 PSI) - CIIR STEEL BRAIDED.....	43
<b>341AH</b>	STEAM 18 BAR (270 PSI) - CIIR STEEL BRAIDED.....	43

Dimensions shown may be changed without prior notice

// 340AA



**Steam 18 bar (270 psi) - Steel braided**

**Tube:** black conductive EPDM.  
**Reinforcement:** high tensile steel wire braids.  
**Cover:** black conductive EPDM - heat, abrasion and ozone resistant - pin pricked.  
**Application:** saturated and superheated steam.  
**Constant operation:** -40 °C +210 °C (-40 °F +410 °F) intermittent to 232 °C (450 °F)

**Recommended fitting:**

- Ground joint seal .....71-72
- Hydraulic fittings. Refer to ALFAGOMMA Hydraulic Catalogue

↔		↔		↻		↻		⤴		⚖		
mm	in	mm	in	bar	psi	bar	psi	mm	in	%	kg/m	lb/ft
13,0	1/2"	23,00	0,91	18	270	180	2610	130,0	5,12		0,400	0,27
19,0	3/4"	31,00	1,22	18	270	180	2610	190,0	7,48		0,730	0,50
25,0	1"	38,00	1,50	18	270	180	2610	250,0	9,84		0,890	0,60

// 340AH



**Steam 18 bar (270 psi) - Steel braided**

**Tube:** black conductive EPDM.  
**Reinforcement:** high tensile steel wire braids.  
**Cover:** red EPDM - heat, abrasion and ozone resistant - pin pricked.  
**Application:** saturated and superheated steam.  
**Constant operation:** -40 °C +210 °C (-40 °F +410 °F) intermittent to 232 °C (450 °F)

**Recommended fitting:**

- Ground joint seal .....71-72
- Hydraulic fittings. Refer to ALFAGOMMA Hydraulic Catalogue

↔		↔		↻		↻		⤴		⚖		
mm	in	mm	in	bar	psi	bar	psi	mm	in	%	kg/m	lb/ft
13,0	1/2"	23,00	0,91	18	270	180	2610	130,0	5,12		0,400	0,27
16,0	5/8"	26,00	1,02	18	270	180	2610	160,0	6,30		0,480	0,33
19,0	3/4"	31,00	1,22	18	270	180	2610	190,0	7,48		0,740	0,50
25,0	1"	38,00	1,50	18	270	180	2610	250,0	9,84		0,900	0,61
32,0	1 1/4"	46,00	1,81	18	270	180	2610	320,0	12,60		1,190	0,80
38,0	1 1/2"	52,00	2,05	18	270	180	2610	380,0	14,96		1,340	0,91
51,0	2"	67,00	2,64	18	270	180	2610	510,0	20,08		2,130	1,44
63,0	2 1/2"	81,00	3,19	18	270	180	2610	630,0	24,80		2,990	2,01
76,0	3"	94,00	3,70	18	270	180	2610	760,0	29,92		3,970	2,67

// 344AH



**Steam 18 bar (270 psi) - Steel braided  
EN ISO 6134/2A**

**Tube:** black conductive EPDM.

**Reinforcement:** high tensile steel wire braids.

**Cover:** red EPDM - heat, abrasion and ozone resistant - pin pricked.

**Application:** saturated and superheated steam.

**Constant operation:** -40 °C +210 °C (-40 °F +410 °F)  
intermittent to 232 °C (450 °F)

↔		↔		↻		↻		↶		⚖		
mm	in	mm	in	bar	psi	bar	psi	mm	in	%	kg/m	lb/ft
13,0	1/2"	25,00	0,98	18	270	180	2610	130,0	5,12		0,490	0,33
19,0	3/4"	33,00	1,30	18	270	180	2610	190,0	7,48		0,850	0,58
25,0	1"	40,00	1,57	18	270	180	2610	250,0	9,84		1,040	0,70

// 343AH



**Steam 18 bar (270 psi) - Oil resistant - Steel braided  
EN ISO 6134/2B**

**Tube:** black conductive EPDM.

**Reinforcement:** high tensile steel wire braids.

**Cover:** red special rubber compound - heat, abrasion, ozone and hydrocarbon resistant - pin pricked.

**Application:** saturated and superheated steam in applications where an oil resistant cover is required.

Black version available upon request with minimum order quantities.

**Constant operation:** -40 °C +210 °C (-40 °F +410 °F)  
intermittent to 232 °C (450 °F)

**Recommended fitting:**

- Ground joint seal .....71-72
- Hydraulic fittings. Refer to ALFAGOMMA Hydraulic Catalogue

↔		↔		↻		↻		↶		⚖		
mm	in	mm	in	bar	psi	bar	psi	mm	in	%	kg/m	lb/ft
19,0	3/4"	33,00	1,30	18	270	180	2610	190,0	7,48		0,910	0,62
25,0	1"	40,00	1,57	18	270	180	2610	250,0	9,84		1,110	0,75

Dimensions shown may be changed without prior notice

// 341AA



**Steam 18 bar (270 psi) - CIIR - Steel braided**

**Tube:** black conductive chlorobutyl blend.  
**Reinforcement:** high tensile steel wire braids.  
**Cover:** black conductive EPDM - heat, abrasion and ozone resistant - pin pricked.  
**Application:** saturated and superheated steam.  
**Constant operation:** -40 °C +210 °C (-40 °F +410 °F) intermittent to 232 °C (450 °F)

**Recommended fitting:**

- Ground joint seal.....71-72
- Hydraulic fittings. Refer to ALFAGOMMA Hydraulic Catalogue

↔		↔		↻		↻		↷		⚖		
mm	in	mm	in	bar	psi	bar	psi	mm	in	%	kg/m	lb/ft
13,0	1/2"	23,00	0,91	18	270	180	2610	130,0	5,12		0,400	0,27
19,0	3/4"	31,00	1,22	18	270	180	2610	190,0	7,48		0,730	0,50
25,0	1"	38,00	1,50	18	270	180	2610	250,0	9,84		0,890	0,60
32,0	1 1/4"	46,00	1,81	18	270	180	2610	320,0	12,60		1,180	0,80
38,0	1 1/2"	52,00	2,05	18	270	180	2610	380,0	14,96		1,330	0,90
51,0	2"	67,00	2,64	18	270	180	2610	510,0	20,08		2,110	1,42

// 341AH



**Steam 18 bar (270 psi) - CIIR - Steel braided**

**Tube:** black conductive chlorobutyl blend.  
**Reinforcement:** high tensile steel wire braids.  
**Cover:** red EPDM - heat, abrasion and ozone resistant - pin pricked.  
**Application:** saturated and superheated steam.  
**Constant operation:** -40 °C +210 °C (-40 °F +410 °F) intermittent to 232 °C (450 °F)

**Recommended fitting:**

- Ground joint seal.....71-72
- Hydraulic fittings. Refer to ALFAGOMMA Hydraulic Catalogue

↔		↔		↻		↻		↷		⚖		
mm	in	mm	in	bar	psi	bar	psi	mm	in	%	kg/m	lb/ft
13,0	1/2"	23,00	0,91	18	270	180	2610				0,400	0,27
19,0	3/4"	31,00	1,22	18	270	180	2610				0,720	0,49
25,0	1"	38,00	1,50	18	270	180	2610				0,880	0,60
32,0	1 1/4"	46,00	1,81	18	270	180	2610				1,170	0,79
38,0	1 1/2"	52,00	2,05	18	270	180	2610				1,330	0,90
51,0	2"	67,00	2,64	18	270	180	2610				2,040	1,38



## // ACID, CHEMICAL & MULTIPURPOSE

<b>529AA</b>	ACID-CHEMICAL S&D 16 BAR (232 PSI) – UHMWPE EN 12115.....	45
<b>509OE</b>	ACID-CHEMICAL S&D 16 BAR (240 PSI) – UHMWPE FDA.....	46
<b>519OE</b>	ACID-CHEMICAL S&D 16 BAR (240 PSI) – UHMWPE FDA.....	46
<b>954AH</b>	MULTIPURPOSE 20 BAR (300 PSI) - NON CONDUCTIVE.....	47
<b>15NAK</b>	NITROGEN 20 BAR (300 PSI) - HEAVY DUTY.....	48
<b>5J551</b>	ACID-CHEMICAL S&D 10 BAR (150 PSI) - STANDARD DUTY - BS 5842.....	49
<b>5J553</b>	ACID-CHEMICAL S&D 10 BAR (150 PSI) - STANDARD DUTY - BS 5842.....	49
<b>5N551</b>	ACID-CHEMICAL S&D 14 BAR (200 PSI) - HEAVY DUTY - BS 5842.....	50
<b>5N331</b>	ACID-CHEMICAL S&D 14 BAR (200 PSI) - HEAVY DUTY - PTFE - BS 5842.....	50
<b>5N333</b>	ACID-CHEMICAL S&D 14 BAR (200 PSI) - HEAVY DUTY - PTFE - BS 5842.....	51
<b>5J533</b>	TANK CLEANING 10 BAR (150 PSI) - BS 5842.....	51
<b>5J551 EN</b>	ACID-CHEMICAL S&D 14 BAR (200 PSI) - HEAVY DUTY - BS 5842.....	52
<b>5J553 EN</b>	ACID-CHEMICAL S&D 14 BAR (200 PSI) - HEAVY DUTY - PTFE - BS 5842.....	52
<b>5N333 EN</b>	ACID-CHEMICAL S&D 14 BAR (200 PSI) - HEAVY DUTY - PTFE - EN 13765 ARRÊTÉ TMD.....	53
<b>5J533 EN</b>	TANK CLEANING 10 BAR (150 PSI) - EN 13765 ARRÊTÉ TMD.....	53

Dimensions shown may be changed without prior notice

## // 529AA

**Acid-chemical S&D 16 bar (240 psi) - UPE  
EN 12115 - EU 10/2011 A+B+C+D2**

**Tube:** black conductive UPE (Ultra High Molecular Weight Polyethylene).

**Reinforcement:** high tensile textile cords with embedded steel helix wire - antistatic wire.

**Cover:** black conductive EPDM - abrasion, ozone and fire resistant.

**Application:** acid and chemical suction and delivery. Suitable for 98% of existing chemicals.

**Constant operation:** -30 °C +100 °C (-22 °F +212 °F) depending on conveyed chemical

**Recommended fitting:**

- fitting with fixed or swivel flange ASA 150 - PN 16.....81-82
  - Hydraulic fittings. Refer to ALFAGOMMA Hydraulic Catalogue
- Stainless Steel version available on request.

↔		↔		↻		↻		⤴		⏸		⏸		
mm	in	mm	in	bar	psi	bar	psi	mm	in	%	kg/m	lb/ft	kg/m	lb/ft
19,0	3/4"	31,00	1,22	16	240	64	960	114,0	4,49	90	0,670	0,46		
25,0	1"	37,00	1,46	16	240	64	960	150,0	5,91	90	0,830	0,56		
32,0	1 1/4"	44,00	1,73	16	240	64	960	192,0	7,56	90	1,000	0,68		
38,0	1 1/2"	51,00	2,01	16	240	64	960	228,0	8,98	90	1,300	0,88		
50,0	2"	66,00	2,60	16	240	64	960	300,0	11,81	90	1,960	1,32		
51,0	2"	67,00	2,64	16	240	64	960	300,0	11,81	90	1,990	1,34		
75,0	3"	91,00	3,58	16	240	64	960	450,0	17,72	80	3,070	2,07		
76,0	3"	92,00	3,62	16	240	64	960	450,0	17,72	80	3,110	2,10		
100,0	4"	116,00	4,57	16	240	64	960	600,0	23,62	80	4,120	2,77		
102,0	4"	118,00	4,65	16	240	64	960	600,0	23,62	80	4,190	2,82		

// 5090E



**Acid-chemical S&D 16 bar (240 psi) - UPE  
FDA - EU 10/2011 A+B+C+D2**

**Tube:** transparent UPE (Ultra High Molecular Weight Polyethylene).

**Reinforcement:** high tensile textile cords with embedded steel helix wire.

**Cover:** blue EPDM - abrasion and ozone resistant.

**Application:** acid and chemical suction and delivery. Suitable for 98% of existing chemicals.

**Constant operation:** -30 °C +100 °C (-22 °F +212 °F) depending on conveyed chemical

**Recommended fitting:**

- NPT male combination nipple with pre-crimped ferrule .....79-80
- fitting with fixed or swivel flange ASA 150 .....81-82
- Hydraulic fittings. Refer to ALFAGOMMA Hydraulic Catalogue. Stainless Steel version available on request.

↔		↔		↙		↘		⤴		⚖		
mm	in	mm	in	bar	psi	bar	psi	mm	in	%	kg/m	lb/ft
19,0	3/4"	31,00	1,22	16	240	48	720	114,0	4,49	90	0,590	0,40
25,0	1"	37,00	1,46	16	240	48	720	150,0	5,91	90	0,730	0,50
32,0	1 1/4"	44,00	1,73	16	240	48	720	192,0	7,56	90	0,880	0,60
38,0	1 1/2"	50,00	1,97	16	240	48	720	228,0	8,98	90	1,010	0,68
40,0	1 9/16"	52,00	2,05	16	240	48	720	240,0	9,45	90	1,050	0,71
51,0	2"	63,00	2,48	16	240	48	720	300,0	11,81	90	1,340	0,91
63,0	2 1/2"	77,00	3,03	16	240	48	720	378,0	14,88	90	2,090	1,41
76,0	3"	92,00	3,62	16	240	48	720	450,0	17,72	80	2,840	1,91
102,0	4"	118,00	4,65	16	240	48	720	600,0	23,62	80	3,870	2,61

// 5190E



**Acid-chemical S&D 16 bar (240 psi) - UPE -  
Corrugated  
FDA - EU 10/2011 A+B+C+D2**

**Tube:** transparent UPE (Ultra High Molecular Weight Polyethylene).

**Reinforcement:** high tensile textile cords with embedded steel helix wire.

**Cover:** blue EPDM - abrasion and ozone resistant.

**Application:** acid and chemical suction and delivery. Suitable for 98% of existing chemicals. Special construction for maximum flexibility.

**Constant operation:** -30 °C +100 °C (-22 °F +212 °F) depending on conveyed chemical

↔		↔		↙		↘		⤴		⚖		
mm	in	mm	in	bar	psi	bar	psi	mm	in	%	kg/m	lb/ft
51,0	2"			16	240	48	720	150,0	5,91	90	1,390	0,94
76,0	3"			16	240	48	720	228,0	8,98	90	2,510	1,69
102,0	4"			16	240	48	720	300,0	11,81	90	4,100	2,76

Dimensions shown may be changed without prior notice

## // 954AH

**Multipurpose 20 bar (300 psi) - Non conductive****Tube:** black non conductive NBR.**Reinforcement:** high tensile textile cords.**Cover:** red NBR/PVC - abrasion, ozone and hydrocarbon resistant.**Application:** premium quality compressed air, water, fuel and oil delivery in general industrial applications.**Constant operation:** -30 °C +80 °C (-22 °F +176 °F)**Recommended fitting:**

- Hydraulic fittings. Refer to ALFAGOMMA Hydraulic Catalogue

↔		↔		↻		↻		⌒		%		⚖	
mm	in	mm	in	bar	psi	bar	psi	mm	in	%	kg/m	lb/ft	
32,0	1 1/4"	44,00	1,73	20	300	60	900				1,050	0,71	
38,0	1 1/2"	50,00	1,97	20	300	60	900				1,220	0,82	
51,0	2"	65,00	2,56	20	300	60	900				1,610	1,09	



// 15NAK



**Nitrogen 20 bar (300 psi) - heavy duty**

**Tube:** black SBR/NBR - oil mist resistant.

**Reinforcement:** high tensile textile cords.

**Cover:** yellow SBR - abrasion and ozone resistant. Pin-pricked.

**Application:** specially designed for delivery of nitrogen and inert gases in heavy duty applications.

**Safety factor:** ≤ 51 mm 3:1 ≥ 63 mm 2,5:1

**Constant operation:** -30 °C +80 °C (-22 °F +176 °F)

**Recommended fitting, page:**

- Ground joint seal ..... 71-72
- Hydraulic fittings. Refer to ALFAGOMMA Hydraulic Catalogue

↔		↔		⊙		⤴		⌒		⌒	
mm	in	mm	in	bar	psi	mm	in	%	kg/m	lb/ft	
19	3/4"	29	1,14	20	300				0,560	0,380	
25	1"	35	1,38	20	300				0,700	0,475	
32	1 1/4"	44	1,73	20	300				0,890	0,600	
38	1 1/2"	50	1,97	20	300				1,040	0,700	

Dimensions shown may be changed without prior notice

// 5J551



**Acid-chemical S&D 10 bar (150 psi) - standard duty  
BS 5842**

**Inner wire:** polypropylene coated steel wire.  
**Tube:** polypropylene film.  
**Cover:** grey PVC coated fabric with longitudinal white stripe.  
**Outer wire:** galvanised steel wire.  
**Application:** acid and chemical suction and delivery. Specially designed for tank truck applications.  
**Safety factor:** 4:1  
**Constant operation:** -30 °C +80 °C (-22 °F +176 °F)  
**Electrical Conductivity:** ensured by the 2 wires in contact with fittings.

**Recommended fitting:**  
 • Composite hose fittings .....83-87

↔		↔		⬇		⤴		⚡	⚖	
mm	in	mm	in	bar	psi	mm	in	%	kg/m	lb/ft
25	1"	37	1,46	10	150	100	4,00	90	0,940	0,630
40	1 1/2"	52	2,05	10	150	140	5,50	90	1,100	0,740
50	2"	62	2,44	10	150	150	6,00	90	1,450	0,970
63*	2 1/2"	77	3,03	10	150	175	7,00	90	2,050	1,380
65	2 5/8"	77	3,03	10	150	175	7,00	90	2,250	1,510
75*	3"	89	3,50	10	150	250	10,00	90	2,400	1,610
80	3 1/8"	93	3,66	10	150	250	10,00	90	3,100	2,080
100	4"	121	4,76	10	150	350	14	90	4,4	2,95

\* Pitch for UK market

// 5J553



**Acid-chemical S&D 10 bar (150 psi) - standard duty  
BS 5842**

**Inner wire:** polypropylene coated steel wire.  
**Tube:** polypropylene film.  
**Cover:** grey PVC coated fabric with longitudinal white stripe.  
**Outer wire:** stainless steel wire.  
**Application:** acid and chemical suction and delivery. Specially designed for tank truck applications.  
**Safety factor:** 4:1  
**Constant operation:** -30 °C +80 °C (-22 °F +176 °F)  
**Electrical Conductivity:** ensured by the 2 wires in contact with fittings.

**Recommended fitting:**  
 • Composite hose fittings .....83-87

↔		↔		⬇		⤴		⚡	⚖	
mm	in	mm	in	bar	psi	mm	in	%	kg/m	lb/ft
25	1"	37	1,46	10	150	100	4,00	90	0,940	0,630
32	1 1/4"	44	1,73	10	150	140	5,50	90	1,050	0,700
40	1 1/2"	52	2,05	10	150	140	5,50	90	1,100	0,740
50	2"	62	2,44	10	150	150	6,00	90	1,450	0,970
65	2 1/2"	77	3,03	10	150	175	7,00	90	2,250	1,510
80	3 1/8"	93	3,66	10	150	250	10,00	90	3,100	2,080
100	4"	121	4,76	10	150	350	14,00	90	5,300	3,560

// 5N551



**Acid-chemical S&D 14 bar (200 psi) - heavy duty BS 5842**

**Inner wire:** polypropylene coated steel wire.  
**Tube:** polypropylene film.  
**Cover:** grey PVC coated fabric with longitudinal white stripe.  
**Outer wire:** galvanised steel wire.  
**Application:** acid and chemical suction and delivery. Specially designed for tank truck applications.  
**Safety factor:** 4:1  
**Constant operation:** -30 °C +80 °C (-22 °F +176 °F)  
**Electrical Conductivity:** ensured by the 2 wires in contact with fittings.

**Recommended fitting:**  
 • Composite hose fittings .....83-87

↔		↔		↻		⤴		⚡	♻️	
mm	in	mm	in	bar	psi	mm	in	%	kg/m	lb/ft
25	1"	37	1,46	14	200	100	4,00	90	0,940	0,630
40	1 1/2"	53	2,09	14	200	140	5,50	90	1,150	0,770
50	2"	63	2,48	14	200	150	6,00	90	1,500	1,010
63*	2 1/2"	78	3,07	14	200	175	7,00	90	2,100	1,410
65	2 5/8"	78	3,07	14	200	175	7,00	90	2,300	1,540
75*	3"	90	3,54	14	200	250	10,00	90	2,500	1,680
80	3 1/8"	94	3,70	14	200	250	10,00	90	3,150	2,110
100	4"	122	4,80	14	200	350	14,00	90	5,400	3,620

\* Pitch for UK market

// 5N331



**Acid-chemical S&D 14 bar (200 psi) - heavy duty - PTFE BS 5842**

**Inner wire:** stainless steel wire.  
**Tube:** PTFE film.  
**Cover:** grey PVC coated fabric with longitudinal white stripe.  
**Outer wire:** galvanised steel wire.  
**Application:** acid, chemical, fuel and solvents suction and delivery. Specially designed for long service life in heavy duty applications requiring resistance to high temperature.  
**Safety factor:** 4:1  
**Constant operation:** -30 °C +120 °C (-22 °F +248 °F)  
**Electrical Conductivity:** ensured by the 2 wires in contact with fittings.

**Recommended fitting:**  
 • Composite hose fittings .....83-87

↔		↔		↻		⤴		⚡	♻️	
mm	in	mm	in	bar	psi	mm	in	%	kg/m	lb/ft
40	1 1/2"	53	2,09	14	200	140	5,50	90	1,300	0,870
50	2"	63	2,48	14	200	150	6,00	90	1,700	1,140
63*	2 1/2"	78	3,07	14	200	175	7,00	90	2,300	1,540
65	2 5/8"	78	3,07	14	200	175	7,00	90	2,500	1,680
75*	3"	90	3,54	14	200	250	10,00	90	2,700	1,810
80	3 1/8"	94	3,70	14	200	250	10,00	90	3,500	2,350
100	4"	122	4,80	14	200	350	14,00	90	6,200	4,160

\* Pitch for UK market

Dimensions shown may be changed without prior notice

**// 5N333**



**Acid-chemical S&D 14 bar (200 psi) - heavy duty - PTFE  
BS 5842**

**Inner wire:** stainless steel wire.

**Tube:** PTFE film.

**Cover:** grey PVC coated fabric with longitudinal white stripe.

**Outer wire:** stainless steel wire.

**Application:** acid, chemical, fuel and solvents suction and delivery.

Specially designed for long service life in heavy duty applications requiring resistance to high temperature.

**Safety factor:** 4:1

**Constant operation:** -30 °C +120 °C (-22 °F +248 °F)

**Electrical Conductivity:** ensured by the 2 wires in contact with fittings.

**Recommended fitting:**

- Composite hose fittings .....83-87

↔		↔		↻		↷		⚡	⚖	
mm	in	mm	in	bar	psi	mm	in	%	kg/m	lb/ft
25	1"	37	1,46	14	200	100	4,00	90	1,000	0,670
40	1 1/2"	53	2,09	14	200	140	5,50	90	1,300	0,870
50	2"	63	2,48	14	200	150	6,00	90	1,700	1,140
63*	2 1/2"	78	3,07	14	200	175	7,00	90	2,500	1,680
65	2 5/8"	78	3,07	14	200	175	7,00	90	2,800	1,680
75*	3"	90	3,54	14	200	250	10,00	90	2,700	1,810
80	3 1/8"	94	3,70	14	200	250	10,00	90	3,500	2,350
100	4"	122	4,80	14	200	350	14,00	90	6,200	4,160

\* Pitch for UK market

**// 5J533**



**Tank cleaning 10 bar (150 psi)  
BS 5842**

**Inner wire:** stainless steel wire.

**Tube:** polypropylene film.

**Cover:** grey PVC coated fabric with longitudinal white stripe.

**Outer wire:** stainless steel wire.

**Application:** tank cleaning.

**Safety factor:** 4:1

**Constant operation:** -30 °C +80 °C (-22 °F +176 °F)

**Electrical Conductivity:** ensured by the 2 wires in contact with fittings.

**Recommended fitting:**

- Composite hose fittings .....83-87

↔		↔		↻		↷		⚡	⚖	
mm	in	mm	in	bar	psi	mm	in	%	kg/m	lb/ft
50	2"	62	2,44	10	150	150	6,00	90	1,680	1,130
80	3 1/8"	93	3,66	10	150	250	10,00	90	3,400	2,280

// 5J551 EN



**Acid-chemical S&D 10 bar (150 psi) - standard duty  
EN 13765 - arrêté TMD**

**Inner wire:** polypropylene coated steel wire.  
**Tube:** polypropylene film.  
**Cover:** grey PVC coated fabric with longitudinal white stripe.  
**Outer wire:** galvanised steel wire.  
**Application:** acid and chemical suction and delivery. Specially designed for tank truck applications.  
**Safety factor:** 4:1  
**Constant operation:** -30 °C +80 °C (-22 °F +176 °F)  
**Electrical Conductivity:** ensured by the 2 wires in contact with fittings.  
**Electrical Resistance:** ≤ 2.5 Ohm/mt up to DN 50mm (2''); ≤ 1 Ohm/mt over DN 50mm (2'')

**Recommended fitting:**  
 • Composite hose fittings .....83-87

↔		↔		↙		↘		%		⚖	
mm	in	mm	in	bar	psi	mm	in	%	kg/m	lb/ft	
40	1 1/2"	52	2,05	10	150	140	5,50	90	1,400	0,940	
50	2"	62	2,44	10	150	150	6,00	90	1,600	1,074	
65	2 5/8"	77	3,03	10	150	175	7,00	90	2,100	1,410	
80	3 1/8"	93	3,66	10	150	250	10,00	90	2,800	1,880	
100	4"	121	4,76	10	150	350	14,00	90	4,800	3,223	

// 5J553 EN



**Acid-Chemical S&D 10 bar (150 psi) - standard duty  
EN 13765 - arrêté TMD**

**Inner wire:** polypropylene coated steel wire.  
**Tube:** polypropylene film.  
**Cover:** grey PVC coated fabric with longitudinal white stripe.  
**Outer wire:** stainless steel wire.  
**Application:** acid and chemical suction and delivery. Specially designed for tank truck applications.  
**Safety factor:** 4:1  
**Constant operation:** -30 °C +80 °C (-22 °F +176 °F)  
**Electrical Conductivity:** ensured by the 2 wires in contact with fittings.  
**Electrical Resistance:** ≤ 2.5 Ohm/mt up to DN 50mm (2''); ≤ 1 Ohm/mt over DN 50mm (2'')

**Recommended fitting:**  
 • Composite hose fittings .....83-87

↔		↔		↙		↘		%		⚖	
mm	in	mm	in	bar	psi	mm	in	%	kg/m	lb/ft	
50	2"	62	2,44	10	150	150	6,00	90	1,700	1,140	
80	3 1/8"	93	3,66	10	150	250	10,00	90	3,300	2,213	

Dimensions shown may be changed without prior notice

// 5N333 EN



**Acid-Chemical S&D 14 bar (200 psi) - heavy duty - PTFE  
EN 13765 - arrêté TMD**

**Inner wire:** stainless steel wire.  
**Tube:** PTFE film.  
**Cover:** grey PVC coated fabric with longitudinal white stripe  
**Outer wire:** stainless steel wire.  
**Application:** acid, chemical, fuel and solvents suction and delivery.  
 Specially designed for long service life in heavy duty applications requiring resistance to high temperature.  
**Safety factor:** 4:1  
**Constant operation:** -30 °C +115 °C (-22 °F +239 °F)  
**Electrical Conductivity:** ensured by the 2 wires in contact with fittings.  
**Electrical Resistance:** ≤ 2.5 Ohm/mt up to DN 50mm (2");  
 ≤ 1 Ohm/mt over DN 50mm (2")

**Recommended fitting:**  
 • Composite hose fittings .....83-87

↔		↔		⊙		⌒		⚠	♻	
mm	in	mm	in	bar	psi	mm	in	%	kg/m	lb/ft
50	2"	63	2,48	14	200	150	6,00	90	2,100	1,410
80	3 1/8"	94	3,70	14	200	250	10,00	90	3,800	2,551
100	4"	122	4,80	14	200	350	14,00	90	6,300	4,230

// 5J533 EN



**Tank cleaning 10 bar (150 psi)  
EN 13765 - arrêté TMD**

**Inner wire:** stainless steel wire.  
**Tube:** polypropylene film.  
**Cover:** grey PVC coated fabric with longitudinal white stripe.  
**Outer wire:** stainless steel wire.  
**Application:** tank cleaning.  
**Safety factor:** 4:1  
**Constant operation:** -30 °C +80 °C (-22 °F +176 °F)  
**Electrical Conductivity:** ensured by the 2 wires in contact with fittings.  
**Electrical Resistance:** ≤ 2.5 Ohm/mt up to DN 50mm (2");  
 ≤ 1 Ohm/mt over DN 50mm (2")

**Recommended fitting:**  
 • Composite hose fittings .....83-87

↔		↔		⊙		⌒		⚠	♻	
mm	in	mm	in	bar	psi	mm	in	%	kg/m	lb/ft
50	2"	62	2,44	10	150	150	6,00	90	1,780	1,184
80	3 1/8"	93	3,66	10	150	250	10,00	90	3,580	2,382
100	4"	121	4,76	10	150	350	14,00	90	4,820	3,207



## // UMBILICAL

Dimensions shown may be changed without prior notice

## // UMBILICAL



### Custom-made bundle of hoses and/or electrical cables

#### Applications:

- Subsea diving
- Oil well intervention
- Land control BOP

Cover: Polyurethane or PVC







## // SEISMIC

<b>250AK</b>	SEISMIC 5 BAR (75 PSI).....	57
<b>25SAH</b>	SEISMIC EXTRA 10 BAR (150 PSI).....	57
<b>OFF SHORE - ROV OPERATION</b>	350 BAR (5000 PSI).....	58
<b>R8 MARINE</b>	140 TO 420 BAR (2000 TO 6000 PSI).....	58

Dimensions shown may be changed without prior notice

## // 250AK

**Seismic 5 bar (75 psi)****Tube:** black EPDM.**Reinforcement:** high tensile textile cords.**Cover:** yellow EPDM with silver stripes - abrasion and ozone resistant.**Application:** flotation buoy in seismic monitoring operations.**Safety factor:** 3:1**Constant operation:** -30 °C +80 °C (-22 °F +176 °F)

→ ⊙ ←		→ ⊙ ←		⊙		⌒		⌒	Ⓜ	
mm	in	mm	in	bar	psi	mm	in	%	kg/m	lb/ft
305	12	317	12,50	5	75				8,190	5,500
457	18	477	19,00	5	75				16,760	11,250

## // 25SAH

**Seismic extra 10 bar (150 psi)****Tube:** black EPDM.**Reinforcement:** high tensile textile cords.**Cover:** red EPDM - abrasion and sea-water resistant.**Application:** cable protection in seismic operations.**Safety factor:** 3:1**Constant operation:** -30 °C +80 °C (-22 °F +176 °F)

→ ⊙ ←		→ ⊙ ←		⊙		⌒		⌒	Ⓜ	
mm	in	mm	in	bar	psi	mm	in	%	kg/m	lb/ft
102		136	5,35	10	150				6,750	4,540
127		161	6,34	10	150				8,390	5,640
152		188	7,40	10	150				11,240	7,555

// OFF SHORE - ROV OPERATION



**Marine high pressure hydraulic - 350 bar (5000 psi)**

**Tube:** oil and biodegradable hydraulic fluid resistant polyamide 11 methanol washed.

**Reinforcement:** high tensile aramid reinforcement.

**Cover:** oil, water and ozone resistant polyurethane, non-pin-pricked.

**Application:** marine and off-shore equipment, ROVs (remotely operated vehicles), BOP valves. Suitable for off-shore seismic monitoring operations.

Manufactured according to API 17E / ISO 13628-5.

**Safety factor:** 4:1

**Constant operation:** -40 °C to +100 °C (-40 °F to +212 °F) limited to +70 °C (+158 °F) for air and water based fluids

**Recommended fitting:**

- AISI 316 SS: NPTF male, JIC female and male.

↔		↔		↻		↷		↘	⚖	
mm	in	mm	in	bar	psi	mm	in	%	kg/m	lb/ft
-3	5	3/16	9,6	0,378	35,0	5000	30	1,18	0,060	0,045
-4	6,5	1/4	12,1	0,476	35,0	5000	50	1,97	0,090	0,065
-6	9,7	3/8	17,1	0,673	35,0	5000	60	2,36	0,170	0,115
-8	13	1/2	21,9	0,862	35,0	5000	80	3,15	0,250	0,170
-12	19,5	3/4	29,6	1,165	35,0	5000	150	5,91	0,400	0,270
-16	25,9	1	38,9	1,531	35,0	5000	200	7,87	0,630	0,425

Also available in the 3000 psi version

// R8 MARINE



**Marine high pressure hydraulic - from 140 to 420 bar (2000 to 6000 psi)**

**Tube:** oil and biodegradable hydraulic fluid resistant polyester.

**Reinforcement:** high tensile aramid reinforcement.

**Cover:** oil, water and ozone resistant polyurethane, pin-pricked.

**Application:** marine and off-shore equipment, cranes, marine, transport systems. Off-shore seismic monitoring operations. Also recommended for general on-shore equipment, in high humidity environment. Meets or exceeds SAE 100R8.

**Safety factor:** 4:1

**Constant operation:** -40 °C to +100 °C (-40 °F to +212 °F) limited to +70 °C (+158 °F) for air and water based fluids

**Recommended fitting:**

- AISI 316 SS: NPTF male, JIC female and male.

↔		↔		↻		↷		↘	⚖	
mm	in	mm	in	bar	psi	mm	in	%	kg/m	lb/ft
-3	5	3/16	8,9	0,35	35,0	5000	30	1,18	0,050	0,035
-4	6,5	1/4	11,5	0,453	35,0	5000	50	1,97	0,080	0,055
-5	8,1	5/16	13,4	0,528	30,0	4300	55	2,17	0,105	0,075
-6	9,7	3/8	15,5	0,61	28,0	4000	60	2,36	0,130	0,090
-8	13	1/2	19,9	0,783	24,5	3500	80	3,15	0,195	0,135
-10	16,3	5/8	23,4	0,921	20,0	2900	125	4,92	0,245	0,165
-12	19,5	3/4	26,9	1,059	16,5	2300	150	5,91	0,310	0,210
-16	25,9	1	34,2	1,346	14,0	2000	200	7,87	0,425	0,290



## // WATERBLAST

WATERBLAST WB 10 .....	60
WATERBLAST WB 15 .....	60
WATERBLAST WB 20 .....	60

**WATERBLAST**



**Tube:** oil and water resistant synthetic rubber.  
**Reinforcement:** four high tensile steel spirals.  
**Cover:** oil, water and ozone resistant synthetic rubber.  
**Application:** very high pressure water jetting.  
**Constant operation:** -10 °C +70 °C  
**Safety Factor:** 2.5:1

**Recommended fitting:**

- Waterblast Fitting.....89

**// WATERBLAST WB 10**

↔			↔		↻		↵		♻	
Dash	mm	in	mm	in	MPa	psi	mm	in	kg/m	lb/ft
08	13	1/2	24,6	0,97	70	10.000	200	8,00	0,80	0,54
12	19	3/4	31,4	1,24	70	10.000	210	8,27	1,47	0,99
16	25	1	38,2	1,51	70	10.000	280	11,00	1,98	1,37

**// WATERBLAST WB 15**

↔			↔		↻		↵		♻	
Dash	mm	in	mm	in	MPa	psi	mm	in	kg/m	lb/ft
06	10	3/8	21,4	0,84	125	18.000	150	6	0,84	0,56
08	13	1/2	25,4	1,00	110	16.000	200	8	1,12	0,75
12	19	3/4	31,8	1,25	100	14.500	280	11	1,68	1,13

**// WATERBLAST WB 20\***

↔			↔		↻		↵		♻	
Dash	mm	in	mm	in	MPa	psi	mm	in	kg/m	lb/ft
08	13	1/2	29,5	1,16	140	20.000	200	8	1,43	1,18

\* reinforcement: four high tensile steel spirals and one steel braid.



## // HYDRAULIC HOSE

<b>FLEXOPAK 2 - MINETUFF</b> .....	62
<b>AT7K - MINETUFF</b> .....	63
<b>AT8K - MINETUFF</b> .....	63
<b>ALFABIOTECH 2000 - MINETUFF</b> .....	64
<b>ALFABIOTECH 3000 - MINETUFF</b> .....	64
<b>ALFABIOTECH 4000 - MINETUFF</b> .....	65
<b>ALFABIOTECH 5000 - MINETUFF</b> .....	65
<b>ALFABIOTECH 5000 PLUS - MINETUFF</b> .....	66
<b>ALFABIOTECH 6000 - MINETUFF</b> .....	66

## // FLEXOPAK 2 - MINETUFF



MSHA

## ISO 11237 - SAE 100 R16 - EN 857 2SC (up to 1")

**Tube:** oil resistant synthetic rubber.**Reinforcement:** two high tensile steel braids.**Cover:** abrasion, ozone and hydrocarbon resistant synthetic rubber.**Application:** high pressure hydraulic lines, fuel oil, antifreeze solutions, air and water.**Constant operation:** -40 °C +100 °C (-40 °F +212 °F)

air max T = +70 °C (+160 °F)

**Length:** random up to 1" - 61 m max over 1"1/4**Recommended fitting:**

- Hydraulic fittings. Refer to ALFAGOMMA Hydraulic Catalogue

Item Code	↔			↔		↻		↻		↷		⏺	
	Dash	mm	in	mm	in	Mpa	psi	Mpa	psi	mm	in	kg/m	lb/ft
1000146	04	6,0	1/4"	13,00	0,51	42,0	6000	160,0	23200	51,0	2,01	0,259	0,18
1000174	05	8,0	5/16"	14,50	0,57	37,5	5500	150,0	22000	57,0	2,24	0,313	0,22
1000147	06	10,0	3/8"	16,80	0,66	35,0	5000	140,0	20000	64,0	2,52	0,373	0,26
1000171	08	13,0	1/2"	20,60	0,81	31,0	4500	124,0	18000	90,0	3,54	0,508	0,35
1000104	10	16,0	5/8"	23,20	0,91	28,0	4000	112,0	16000	101,0	3,98	0,595	0,40
1000172	12	19,0	3/4"	27,60	1,09	24,0	3500	96,0	14000	121,0	4,76	0,781	0,53
1000173	16	25,0	1"	35,50	1,40	21,0	3000	84,0	12000	152,0	5,98	1,231	0,83
1001533	20	32,0	1 1/4"	42,00	1,65	14,5	2100	58,0	8400	210,0	8,27	1,367	0,92
1001728	24	38,0	1 1/2"	49,90	1,96	12,5	1820	50,0	7280	430,0	16,93	1,970	1,33
1001729	32	51,0	2"	63,50	2,50	10,0	1500	40,0	5850	550,0	21,65	2,550	1,72
1001945	40	63,0	2 1/2"	76,40	3,01	7,5	1100	30,0	4300	720,0	28,35	3,300	2,22

Dimensions shown may be changed without prior notice

## // AT7K - MINETUFF



MSHA

**Tube:** oil resistant synthetic rubber.**Reinforcement:** four high tensile steel spirals.**Cover:** abrasion, ozone and hydrocarbon resistant synthetic rubber.**Application:** very high pressure hydraulic lines, fuel oil, antifreeze solutions, air and water.**Constant operation:** -40 °C +121 °C (-40 °F +250 °F)**Length:** random up to 5/8" - 61 m max over 1"1/4**Recommended fitting:**

- Hydraulic fittings. Refer to ALFAGOMMA Hydraulic Catalogue

Item Code	Const.	↔			↔		↻		↻		⤴		⚖	
		Dash	mm	in	mm	in	Mpa	psi	Mpa	psi	mm	in	kg/m	lb/ft
1000275	4WS	10	16,0	5/8"	29,40	1,16	49,0	7000	196,0	28000	250,0	9,84	1,320	0,89

## // AT8K - MINETUFF



MSHA

**Tube:** oil resistant synthetic rubber.**Reinforcement:** four high tensile steel spirals.**Cover:** abrasion, ozone and hydrocarbon resistant synthetic rubber.**Application:** very high pressure hydraulic lines, fuel oil, antifreeze solutions, air and water.**Constant operation:** -40 °C +121 °C (-40 °F +250 °F)**Length:** random**Recommended fitting:**

- Hydraulic fittings. Refer to ALFAGOMMA Hydraulic Catalogue

Item Code	↔			↔		↻		↻		⤴		⚖	
	Dash	mm	in	mm	in	Mpa	psi	Mpa	psi	mm	in	kg/m	lb/ft
1003064	12	19,0	3/4"	31,80	1,25	56,0	8000	224,0	32000	270,0	10,63	1,710	1,15
1003066	16	25,0	1"	39,40	1,55	56,0	8000	224,0	32000	300,0	11,81	2,471	1,67



// ALFABIOTECH 2000 - MINETUFF



MSHA

ISO 18752

**Tube:** oil resistant synthetic rubber and biodegradable hydraulic fluids.

**Reinforcement:** four high tensile steel spirals.

**Cover:** abrasion, ozone and hydrocarbon resistant synthetic rubber.

**Application:** developed to withstand very demanding conditions, very high performance in pressure, pulsing and flexing.

**Constant operation:** -40 °C +121 °C (-40 °F +250 °F)

**Length:** 61 m from 1 1/4" to 3"

**Recommended fitting:**

- Hydraulic fittings. Refer to ALFAGOMMA Hydraulic Catalogue

Item Code	↔			↔		↻		↻		↷		⚙	
	Dash	mm	in	mm	in	Mpa	psi	Mpa	psi	mm	in	kg/m	lb/ft
1002575	40	63,0	2 1/2"	79,00	3,11	14,0	2000	56,0	8000	720,0	28,35	4,630	3,12
1002576	48	76,0	3"	92,50	3,64	14,0	2000	56,0	8000	840,0	33,07	5,404	3,64

// ALFABIOTECH 3000 - MINETUFF



MSHA

ISO 18752 - EXCEEDS SAE 100 R12

**Tube:** oil resistant synthetic rubber and biodegradable hydraulic fluids.

**Reinforcement:** four/six high tensile steel spirals.

**Cover:** abrasion, ozone and hydrocarbon resistant synthetic rubber.

**Application:** developed to withstand very demanding conditions, very high performance in pressure, pulsing and flexing.

**Constant operation:** -40 °C +121 °C (-40 °F +250 °F)

**Length:** 61 m from 1 1/4" to 3"

**Recommended fitting:**

- Hydraulic fittings. Refer to ALFAGOMMA Hydraulic Catalogue

Item Code	Const.	↔			↔		↻		↻		↷		⚙	
		Dash	mm	in	mm	in	Mpa	psi	Mpa	psi	mm	in	kg/m	lb/ft
1001690	4WS	20	32,0	1 1/4"	45,70	1,80	21,0	3000	84,0	12000	230,0	9,06	2,259	1,52
1002574	4WS	24	38,0	1 1/2"	51,80	2,04	21,0	3000	84,0	12000	420,0	16,54	2,939	1,98
1003035	4WS	32	51,0	2"	66,80	2,63	21,0	3000	84,0	12000	560,0	22,05	3,989	2,69
1003036	6WS	48	76,0	3"	95,60	3,76	21,0	3000	84,0	12000	900,0	35,43	7,950	5,35

Dimensions shown may be changed without prior notice

## // ALFABIOTECH 4000 - MINETUFF



MSHA

## ISO 18752

**Tube:** oil resistant synthetic rubber and biodegradable hydraulic fluids.

**Reinforcement:** four high tensile steel spirals.

**Cover:** abrasion, ozone and hydrocarbon resistant synthetic rubber.

**Application:** developed to withstand very demanding conditions, very high performance in pressure, pulsing and flexing.

**Constant operation:** -40 °C +121 °C (-40 °F +250 °F)

**Length:** random up to 1" - 61 m max over 1"1/4

**Recommended fitting:**

- Hydraulic fittings. Refer to ALFAGOMMA Hydraulic Catalogue

Item Code	↔			↔		↻		↻		↷		♻	
	Dash	mm	in	mm	in	Mpa	psi	Mpa	psi	mm	in	kg/m	lb/ft
1003797	08	13,0	1/2"	23,00	0,91	28,0	4000	112,0	16000	90,0	3,54	0,747	0,51
1001691	12	19,0	3/4"	29,50	1,16	28,0	4000	112,0	16000	120,0	4,72	1,026	0,69
1001692	16	25,0	1"	37,50	1,48	28,0	4000	112,0	16000	150,0	5,91	1,615	1,09
1002484	20	32,0	1 1/4"	45,70	1,80	28,0	4000	112,0	16000	260,0	10,24	2,264	1,53
1002483	32	51,0	2"	66,80	2,63	28,0	4000	112,0	16000	530,0	20,87	4,475	3,01

## // ALFABIOTECH 5000 - MINETUFF



MSHA

## ISO 18752

**Tube:** oil resistant synthetic rubber and biodegradable hydraulic fluids.

**Reinforcement:** four/six high tensile steel spirals.

**Cover:** abrasion, ozone and hydrocarbon resistant synthetic rubber.

**Application:** developed to withstand very demanding conditions, very high performance in pressure, pulsing and flexing.

**Constant operation:** -40 °C +121 °C (-40 °F +250 °F)

**Length:** random up to 1" - 61 m max over 1"1/4

**Recommended fitting:**

- Hydraulic fittings. Refer to ALFAGOMMA Hydraulic Catalogue

Item Code	Const.	↔			↔		↻		↻		↷		♻	
		Dash	mm	in	mm	in	Mpa	psi	Mpa	psi	mm	in	kg/m	lb/ft
1001693	4WS	10	16,0	5/8"	26,30	1,04	35,0	5000	140,0	20000	140,0	5,51	0,931	0,63
1001694	4WS	12	19,0	3/4"	31,00	1,22	35,0	5000	140,0	20000	150,0	5,91	1,230	0,83
1001695	4WS	16	25,0	1"	37,60	1,48	35,0	5000	140,0	20000	180,0	7,09	1,680	1,13
1001696	4WS	20	32,0	1 1/4"	45,80	1,80	35,0	5000	140,0	20000	280,0	11,02	2,711	1,83
1001780	6WS	24	38,0	1 1/2"	56,50	2,22	35,0	5000	140,0	20000	500,0	19,69	4,483	3,02
1001779	6WS	32	51,0	2"	70,20	2,76	35,0	5000	140,0	20000	550,0	21,65	6,159	4,14

## // ALFABIOTECH 5000 PLUS - MINETUFF



MSHA

### ISO 18752

**Tube:** oil resistant synthetic rubber and biodegradable hydraulic fluids.

**Reinforcement:** four high tensile steel spirals.

**Cover:** abrasion, ozone and hydrocarbon resistant synthetic rubber.

**Application:** developed to withstand very demanding conditions, very high performance in pressure, pulsing and flexing.

**Constant operation:** -40 °C +121 °C (-40 °F +250 °F)

**Length:** random

**Recommended fitting:**

- Hydraulic fittings. Refer to ALFAGOMMA Hydraulic Catalogue

Item Code	↔			↔		↻		↻		↷		♻	
	Dash	mm	in	mm	in	Mpa	psi	Mpa	psi	mm	in	kg/m	lb/ft
1001712	12	19,0	3/4"	31,00	1,22	38,0	5500	152,0	22040	180,0	7,09	1,337	0,90
1001713	16	25,0	1"	38,30	1,51	38,0	5500	152,0	22040	210,0	8,27	1,923	1,30

## // ALFABIOTECH 6000 - MINETUFF



MSHA

### ISO 18752 - EXCEEDS SAE 100 R15

**Tube:** oil resistant synthetic rubber and biodegradable hydraulic fluids.

**Reinforcement:** four/six high tensile steel spirals.

**Cover:** abrasion, ozone and hydrocarbon resistant synthetic rubber.

**Application:** developed to withstand very demanding conditions, very high performance in pressure, pulsing and flexing.

**Constant operation:** -40 °C +121 °C (-40 °F +250 °F)

**Length:** random up to 1" - 61 m max over 1"1/4

**Recommended fitting:**

- Hydraulic fittings. Refer to ALFAGOMMA Hydraulic Catalogue

Item Code	Const.	↔			↔		↻		↻		↷		♻	
		Dash	mm	in	mm	in	Mpa	psi	Mpa	psi	mm	in	kg/m	lb/ft
1001697	4WS	04	6,0	1/4"	17,30	0,68	45,0	6550	180,0	26200	60,0	2,36	0,540	0,37
1001698	4WS	06	10,0	3/8"	20,10	0,79	44,5	6450	178,0	25800	75,0	2,95	0,641	0,44
1001699	4WS	08	13,0	1/2"	23,00	0,91	42,0	6000	168,0	24000	90,0	3,54	0,747	0,51
1001700	4WS	10	16,0	5/8"	28,20	1,11	42,0	6000	168,0	24000	180,0	7,09	1,198	0,81
1001701	4WS	12	19,0	3/4"	31,40	1,24	42,0	6000	168,0	24000	210,0	8,27	1,450	0,98
1001	4WS	16	25,0	1"	38,20	1,50	42,0	6000	168,0	24000	250,0	9,84	1,950	1,32
1002487	4WS	20	32,0	1 1/4"	46,10	1,81	42,0	6000	168,0	24000	445,0	17,52	2,920	1,97
1002485	6WS	20	32,0	1 1/4"	49,30	1,94	42,0	6000	168,0	24000	445,0	17,52	3,401	2,29
1002486	6WS	24	38,0	1 1/2"	56,50	2,22	42,0	6000	168,0	24000	530,0	20,87	4,480	3,02
1003505	6WS	32	51,0	2"	71,00	2,80	42,0	6000	168,0	24000	650,0	25,59	6,500	4,37



## // INDUSTRIAL FITTINGS

CLAW COUPLING .....	68
GROUND JOINT SEAL .....	71
CAM & GROOVE .....	73
COMBINATION NIPPLE .....	79
FLANGED FITTING .....	81
COMPOSITE HOSE FITTING .....	83

## // CLAW COUPLING

### // TYPE B CLAW COUPLING (U.S. TYPE)

Hose shank - Gasket Included



Item Code	Part Number	Hose ID in	Hose ID mm	Claw Distance Internal mm	Claw Distance External mm	Material	Note
2303335	I919K300-010041	3/8	10	41	62	MALLEABLE IRON	
2302919	I919K300-013041	1/2	13	41	62	MALLEABLE IRON	
2302920	I919K300-019041	3/4	19	41	62	MALLEABLE IRON	
2302921	I919K300-025041	1	25	41	62	MALLEABLE IRON	
2303366	I919K300-032041	1 1/4	32	41	62	MALLEABLE IRON	4 LUG TYPE
2303367	I919K300-038041	1 1/2	38	41	62	MALLEABLE IRON	4 LUG TYPE
2303368	I919K300-051041	2	51	41	62	MALLEABLE IRON	4 LUG TYPE
2306780	I319K300-013041	1/2	13	41	62	S/S 316	
2306781	I319K300-019041	3/4	19	41	62	S/S 316	
2306782	I319K300-025041	1	25	41	62	S/S 316	

To assemble the insert use claw clamp or crimping ring.

### // TYPE B CLAW COUPLING (U.S. TYPE)

Male NPT - Gasket Included



Item Code	Part Number	Hose ID in	Hose ID mm	Claw Distance Internal mm	Claw Distance External mm	Material	Note
2303344	I9A9K228-041013	1/4	NPT	41	62	MALLEABLE IRON	
2303345	I9A9K228-041017	3/8	NPT	41	62	MALLEABLE IRON	
2302922	I9A9K228-041021	1/2	NPT	41	62	MALLEABLE IRON	
2302923	I9A9K228-041027	3/4	NPT	41	62	MALLEABLE IRON	
2302924	I9A9K228-041034	1	NPT	41	62	MALLEABLE IRON	
2306784	I3A9K228-041021	1/2	NPT	41	62	S/S 316	
2306785	I3A9K228-041027	3/4	NPT	41	62	S/S 316	
2306786	I3A9K228-041034	1	NPT	41	62	S/S 316	

### // TYPE B CLAW COUPLING (U.S. TYPE)

Female NPT - Gasket Included



Item Code	Part Number	Hose ID in	Hose ID mm	Claw Distance Internal mm	Claw Distance External mm	Material	Note
2303354	I9A9K328-041013	1/4	NPT	41	62	MALLEABLE IRON	
2303355	I9A9K328-041017	3/8	NPT	41	62	MALLEABLE IRON	
2302925	I9A9K328-041021	1/2	NPT	41	62	MALLEABLE IRON	
2302926	I9A9K328-041027	3/4	NPT	41	62	MALLEABLE IRON	
2302927	I9A9K328-041034	1	NPT	41	62	MALLEABLE IRON	
2303372	I9A9K328-041042	1 1/4	NPT	41	62	MALLEABLE IRON	4 LUG TYPE
2303373	I9A9K328-041049	1 1/2	NPT	41	62	MALLEABLE IRON	4 LUG TYPE
2303374	I9A9K328-041060	2	NPT	41	62	MALLEABLE IRON	4 LUG TYPE
2306787	I3A9K328-041021	1/2	NPT	41	62	S/S 316	
2306788	I3A9K328-041027	3/4	NPT	41	62	S/S 316	
2306789	I3A9K328-041034	1	NPT	41	62	S/S 316	

Dimensions shown may be changed without prior notice

## // TYPE B CLAW COUPLING (U.S. TYPE)

### Blank cap



Item Code	Part Number	Claw Distance Internal mm	Claw Distance External mm	Material
2303362	I9A9K400-041000	41	62	MALLEABLE IRON
2306790	I3A9K400-041000	41	62	S/S 316

## // TYPE B CLAW COUPLING (U.S. TYPE)

### Safety pin



Item Code	Part Number	Material
2303232	I1YC4001	PLATED STEEL

## // TYPE B CLAW COUPLING (U.S. TYPE)

### Claw clamps



Item Code	Part Number	Hose ID in	Hose ID mm	Claw Distance Internal mm	Claw Distance External mm	Material
2302928	I9LG2B-013028	1/2	13	25,0	30,0	MALLEABLE IRON
2302929	I9LG2B-019031	3/4	19	30,0	33,0	MALLEABLE IRON
2302930	I9LG2B-025042	1	25	35,0	45,0	MALLEABLE IRON

## // CRIMPING RING



Item Code	Part Number	Hose ID mm	Ring ID mm	Ring OD mm	Ring L mm	Material
2303033	R5YBFF0-0242020	13	24	28	20	ALUMINIUM
2303034	R5YBFF0-0312020	19	31	35	20	ALUMINIUM
2303035	R5YBFF0-0402520	25	40	45	20	ALUMINIUM

## // TYPE B CLAW COUPLING (U.S. TYPE)

Hose shank with Precrimped ferrule - Gasket Included



Item Code	Part Number	Hose ID in	Hose ID mm	Claw Distance Internal mm	Claw Distance External mm	Hose OD min-MAX mm	Material
2306783	I319KL00-019041	3/4	19	41	62	26,9 - 34,1	S/S 316

Dimensions shown may be changed without prior notice

## // GROUND JOINT SEAL

### // GROUND JOINT SEAL

Complete coupling BSP



Item Code	Part Number	Hose ID in	Hose ID mm	Thread in	Thread Type	Material
2302966	I918B206-013021	1/2	13	1/2	BSP	MALLEABLE IRON
2302967	I918B206-019027	3/4	19	3/4	BSP	MALLEABLE IRON
2302968	I918B206-025034	1	25	1	BSP	MALLEABLE IRON
2302969	I918B206-032042	1 1/4	32	1 1/4	BSP	MALLEABLE IRON
2302970	I918B206-038049	1 1/2	38	1 1/2	BSP	MALLEABLE IRON
2302971	I918B206-051060	2	51	2	BSP	MALLEABLE IRON
2302972	I918B206-063076	2 1/2	63	2 1/2	BSP	MALLEABLE IRON
2302973	I918B206-076090	3	76	3	BSP	MALLEABLE IRON
2302974	I918B206-102114	4	102	4	BSP	MALLEABLE IRON

### // GROUND JOINT SEAL

Complete coupling NPT



Item Code	Part Number	Hose ID in	Hose ID mm	Thread in	Thread Type	Material
2303386	I918B228-013021	1/2	13	1/2	NPT	MALLEABLE IRON
2303387	I918B228-019027	3/4	19	3/4	NPT	MALLEABLE IRON
2303388	I918B228-025034	1	25	1	NPT	MALLEABLE IRON
2303389	I918B228-032042	1 1/4	32	1 1/4	NPT	MALLEABLE IRON
2303390	I918B228-038049	1 1/2	38	1 1/2	NPT	MALLEABLE IRON
2303391	I918B228-051060	2	51	2	NPT	MALLEABLE IRON
2303392	I918B228-063076	2 1/2	63	2 1/2	NPT	MALLEABLE IRON
2303393	I918B228-076090	3	76	3	NPT	MALLEABLE IRON
2303394	I918B228-102114	4	102	4	NPT	MALLEABLE IRON

### // GROUND JOINT SEAL

Male BSP - Hose shank



Item Code	Part Number	Hose ID in	Hose ID mm	Thread in	Thread Type	Material
2302983	I118B107-013021	1/2	13	1/2	BSP	PLATED STEEL
2302984	I118B107-019027	3/4	19	3/4	BSP	PLATED STEEL
2302985	I118B107-025034	1	25	1	BSP	PLATED STEEL
2302986	I918B107-032042	1 1/4	32	1 1/4	BSP	MALLEABLE IRON
2302987	I918B107-038049	1 1/2	38	1 1/2	BSP	MALLEABLE IRON
2302988	I918B107-051060	2	51	2	BSP	MALLEABLE IRON
2302989	I918B107-063076	2 1/2	63	2 1/2	BSP	MALLEABLE IRON
2302990	I918B107-076090	3	76	3	BSP	MALLEABLE IRON
2302991	I918B107-102114	4	102	4	BSP	MALLEABLE IRON



**// GROUND JOINT SEAL**

**Male NPT - Hose shank**



Item Code	Part Number	Hose ID in	Hose ID mm	Thread in	Thread Type	Material
2303428	I918B128-013021	1/2	13	1/2	NPT	MALLEABLE IRON
2303429	I918B128-019027	3/4	19	3/4	NPT	MALLEABLE IRON
2303430	I918B128-025034	1	25	1	NPT	MALLEABLE IRON
2303431	I918B128-032042	1 1/4	32	1 1/4	NPT	MALLEABLE IRON
2303432	I918B128-038049	1 1/2	38	1 1/2	NPT	MALLEABLE IRON
2303433	I918B128-051060	2	51	2	NPT	MALLEABLE IRON
2303434	I918B128-063076	2 1/2	63	2 1/2	NPT	MALLEABLE IRON
2303435	I918B128-076090	3	76	3	NPT	MALLEABLE IRON
2303436	I918B128-102114	4	102	4	NPT	MALLEABLE IRON

**// GROUND JOINT SEAL**

**Clamps - 2 Bolt - 2 Gripping finger type**



Item Code	Part Number	Hose ID in	Hose ID mm	Hose OD Min mm	Hose OD Max mm	Material
2302992	I9LG2F-013026	1/2	13	24	27	MALLEABLE IRON
2302993	I9LG2F-019032	3/4	19	30	33	MALLEABLE IRON
2303440	I9LG2F-019036	3/4	19	33	38	MALLEABLE IRON

**// GROUND JOINT SEAL**

**Clamps - 4 Bolt - 2 Gripping finger type**



Item Code	Part Number	Hose ID in	Hose ID mm	Hose OD Min mm	Hose OD Max mm	Material
2303443	I9LG4F-025038	1	25	35,5	40	MALLEABLE IRON
2302994	I9LG4F-025041	1	25	39	43,5	MALLEABLE IRON
2302995	I9LG4F-032046	1 1/4	32	43	47,5	MALLEABLE IRON
2302996	I9LG4F-038049	1 1/4	32	45	53	MALLEABLE IRON
2303448	I9LG4F-038060	1 1/2	38	55,5	60	MALLEABLE IRON
2302997	I9LG4F-051067	2	51	63	71	MALLEABLE IRON
2307547	I9LG4F-063083	2 1/2	63	78,5	87,5	MALLEABLE IRON
2302998	I9LG4F-076094	3	76	89	100	MALLEABLE IRON

\* 4 Gripping finger

**// GROUND JOINT SEAL**

**Clamps - 6 Bolt - 3 Gripping finger type**



Item Code	Part Number	Hose ID in	Hose ID mm	Hose OD Min mm	Hose OD Max mm	Material
2302999	I9LG6F-102123	4	102	117,5	127	MALLEABLE IRON
2307548	I9LG6F-102142	4	102	133,5	142	MALLEABLE IRON

Dimensions shown may be changed without prior notice

## // CAM & GROOVE

### // CAM & GROOVE MIL C - 27.487

#### Type A - Adapter, female BSP



Item Code	Part Number	Thread in	Thread type	Head DN in	Head DN mm	Material
2303234	I5A9C606-013021	1/2	BSP	1/2	13	ALUMINIUM
2301830	I5A9C606-019027	3/4	BSP	3/4	19	ALUMINIUM
2300182	I5A9C606-025034	1	BSP	1	25	ALUMINIUM
2300183	I5A9C606-032042	1 1/4	BSP	1 1/4	32	ALUMINIUM
2301831	I5A9C606-038049	1 1/2	BSP	1 1/2	38	ALUMINIUM
2301832	I5A9C606-051060	2	BSP	2	51	ALUMINIUM
2301833	I5A9C606-063076	2 1/2	BSP	2 1/2	63	ALUMINIUM
2301834	I5A9C606-076090	3	BSP	3	76	ALUMINIUM
2301835	I5A9C606-102114	4	BSP	4	102	ALUMINIUM
2302706	I5A9C606-127140	5	BSP	5	127	ALUMINIUM
2301836	I5A9C606-152165	6	BSP	6	152	ALUMINIUM



Item Code	Part Number	Thread in	Thread type	Head DN in	Head DN mm	Material
2303236	I3A9C606-013021	1/2	BSP	1/2	13	S/S 316
2301837	I3A9C606-019027	3/4	BSP	3/4	19	S/S 316
2300148	I3A9C606-025034	1	BSP	1	25	S/S 316
2300149	I3A9C606-032042	1 1/4	BSP	1 1/4	32	S/S 316
2301838	I3A9C606-038049	1 1/2	BSP	1 1/2	38	S/S 316
2301839	I3A9C606-051060	2	BSP	2	51	S/S 316
2301840	I3A9C606-063076	2 1/2	BSP	2 1/2	63	S/S 316
2302602	I3A9C606-076090	3	BSP	3	76	S/S 316
2302603	I3A9C606-102114	4	BSP	4	102	S/S 316
2302604	I3A9C606-152165	6	BSP	6	152	S/S 316



Item Code	Part Number	Thread in	Thread type	Head DN in	Head DN mm	Material
2303235	I8A9C606-013021	1/2	BSP	1/2	13	BRASS
2301841	I8A9C606-019027	3/4	BSP	3/4	19	BRASS
2301842	I8A9C606-025034	1	BSP	1	25	BRASS
2302789	I8A9C606-032042	1 1/4	BSP	1 1/4	32	BRASS
2302790	I8A9C606-038049	1 1/2	BSP	1 1/2	38	BRASS
2301843	I8A9C606-051060	2	BSP	2	51	BRASS
2301844	I8A9C606-063076	2 1/2	BSP	2 1/2	63	BRASS
2301845	I8A9C606-076090	3	BSP	3	76	BRASS
2301846	I8A9C606-102114	4	BSP	4	102	BRASS



Item Code	Part Number	Thread in	Thread type	Head DN in	Head DN mm	Material
2303259	IPA9C606-013021	1/2	BSP	1/2	13	PP
2303260	IPA9C606-019027	3/4	BSP	3/4	19	PP
2303261	IPA9C606-025034	1	BSP	1	25	PP
2303262	IPA9C606-032042	1 1/4	BSP	1 1/4	32	PP
2303263	IPA9C606-038049	1 1/2	BSP	1 1/2	38	PP
2303264	IPA9C606-051060	2	BSP	2	51	PP
2303266	IPA9C606-076090	3	BSP	3	76	PP
2303267	IPA9C606-102114	4	BSP	4	102	PP

## // CAM & GROOVE MIL C - 27.487

### Type A - Adapter, female NPT



Item Code	Part Number	Thread in	Thread type	Head DN in	Head DN mm	Material
2303469	I5A9C628-013021	1/2	NPT	1/2	13	ALUMINIUM
2303470	I5A9C628-019027	3/4	NPT	3/4	19	ALUMINIUM
2303471	I5A9C628-025034	1	NPT	1	25	ALUMINIUM
2303472	I5A9C628-032042	1 1/4	NPT	1 1/4	32	ALUMINIUM
2303473	I5A9C628-038049	1 1/2	NPT	1 1/2	38	ALUMINIUM
2303474	I5A9C628-051060	2	NPT	2	51	ALUMINIUM
2303475	I5A9C628-063076	2 1/2	NPT	2 1/2	63	ALUMINIUM
2303476	I5A9C628-076090	3	NPT	3	76	ALUMINIUM
2303477	I5A9C628-102114	4	NPT	4	102	ALUMINIUM
2303478	I5A9C628-127140	5	NPT	5	127	ALUMINIUM
2303479	I5A9C628-152165	6	NPT	6	152	ALUMINIUM
2303480	I5A9C628-203219	8	NPT	8	203	ALUMINIUM



Item Code	Part Number	Thread in	Thread type	Head DN in	Head DN mm	Material
2303492	I3A9C628-013021	1/2	NPT	1/2	13	S/S 316
2303493	I3A9C628-019027	3/4	NPT	3/4	19	S/S 316
2303494	I3A9C628-025034	1	NPT	1	25	S/S 316
2303495	I3A9C628-032042	1 1/4	NPT	1 1/4	32	S/S 316
2303496	I3A9C628-038049	1 1/2	NPT	1 1/2	38	S/S 316
2303497	I3A9C628-051060	2	NPT	2	51	S/S 316
2303498	I3A9C628-063076	2 1/2	NPT	2 1/2	63	S/S 316
2303499	I3A9C628-076090	3	NPT	3	76	S/S 316
2303500	I3A9C628-102114	4	NPT	4	102	S/S 316
2303501	I3A9C628-127140	5	NPT	5	127	S/S 316
2303502	I3A9C628-152165	6	NPT	6	152	S/S 316
2303503	I3A9C628-203219	8	NPT	8	203	S/S 316



Item Code	Part Number	Thread in	Thread type	Head DN in	Head DN mm	Material
2303481	I8A9C628-013021	1/2	NPT	1/2	13	BRASS
2303482	I8A9C628-019027	3/4	NPT	3/4	19	BRASS
2303483	I8A9C628-025034	1	NPT	1	25	BRASS
2303484	I8A9C628-032042	1 1/4	NPT	1 1/4	32	BRASS
2303485	I8A9C628-038049	1 1/2	NPT	1 1/2	38	BRASS
2303486	I8A9C628-051060	2	NPT	2	51	BRASS
2303487	I8A9C628-063076	2 1/2	NPT	2 1/2	63	BRASS
2303488	I8A9C628-076090	3	NPT	3	76	BRASS
2303489	I8A9C628-102114	4	NPT	4	102	BRASS
2303490	I8A9C628-127140	5	NPT	5	127	BRASS
2303491	I8A9C628-152165	6	NPT	6	152	BRASS



Item Code	Part Number	Thread in	Thread type	Head DN in	Head DN mm	Material
2303504	IPA9C628-013021	1/2	NPT	1/2	13	PP
2303505	IPA9C628-019027	3/4	NPT	3/4	19	PP
2303506	IPA9C628-025034	1	NPT	1	25x	PP
2303507	IPA9C628-032042	1 1/4	NPT	1 1/4	32	PP
2303508	IPA9C628-038049	1 1/2	NPT	1 1/2	38	PP
2303509	IPA9C628-051060	2	NPT	2	51	PP
2303511	IPA9C628-076090	3	NPT	3	76	PP
2303512	IPA9C628-102114	4	NPT	4	102	PP

Dimensions shown may be changed without prior notice

## // CAM & GROOVE MIL C - 27.487

### Type D - Coupler, female BSP



Item Code	Part Number	Thread in	Thread type	Head DN in	Head DN mm	Material
2303245	I5A9C806-013021	1/2	BSP	1/2	13	ALUMINIUM
2301876	I5A9C806-019027	3/4	BSP	3/4	19	ALUMINIUM
2300193	I5A9C806-025034	1	BSP	1	25	ALUMINIUM
2300194	I5A9C806-032042	1 1/4	BSP	1 1/4	32	ALUMINIUM
2301877	I5A9C806-038049	1 1/2	BSP	1 1/2	38	ALUMINIUM
2301878	I5A9C806-051060	2	BSP	2	51	ALUMINIUM
2301879	I5A9C806-063076	2 1/2	BSP	2 1/2	63	ALUMINIUM
2301880	I5A9C806-076090	3	BSP	3	76	ALUMINIUM
2301881	I5A9C806-102114	4	BSP	4	102	ALUMINIUM
2302711	I5A9C806-127140	5	BSP	5	127	ALUMINIUM
2301882	I5A9C806-152165	6	BSP	6	152	ALUMINIUM



Item Code	Part Number	Thread in	Thread type	Head DN in	Head DN mm	Material
2303247	I3A9C806-013021	1/2	BSP	1/2	13	S/S 316
2301883	I3A9C806-019027	3/4	BSP	3/4	19	S/S 316
2300155	I3A9C806-025034	1	BSP	1	25	S/S 316
2300156	I3A9C806-032042	1 1/4	BSP	1 1/4	32	S/S 316
2301884	I3A9C806-038049	1 1/2	BSP	1 1/2	38	S/S 316
2301885	I3A9C806-051060	2	BSP	2	51	S/S 316
2301886	I3A9C806-063076	2 1/2	BSP	2 1/2	63	S/S 316
2301887	I3A9C806-076090	3	BSP	3	76	S/S 316
2302224	I3A9C806-102114	4	BSP	4	102	S/S 316
2302611	I3A9C806-152165	6	BSP	6	152	S/S 316



Item Code	Part Number	Thread in	Thread type	Head DN in	Head DN mm	Material
2304806	I8A9C806-013021	1/2	BSP	1/2	13	BRASS
2301888	I8A9C806-019027	3/4	BSP	3/4	19	BRASS
2301889	I8A9C806-025034	1	BSP	1	25	BRASS
2301890	I8A9C806-032042	1 1/4	BSP	1 1/4	32	BRASS
2301891	I8A9C806-038049	1 1/2	BSP	1 1/2	38	BRASS
2301892	I8A9C806-051060	2	BSP	2	51	BRASS
2301893	I8A9C806-063076	2 1/2	BSP	2 1/2	63	BRASS
2301894	I8A9C806-076090	3	BSP	3	76	BRASS
2301895	I8A9C806-102114	4	BSP	4	102	BRASS



Item Code	Part Number	Thread in	Thread type	Head DN in	Head DN mm	Material
2303286	IPA9C806-013021	1/2	BSP	1/2	13	PP
2303287	IPA9C806-019027	1/4	BSP	1/4	19	PP
2303288	IPA9C806-025034	1	BSP	1	25	PP
2303289	IPA9C806-032042	1 1/4	BSP	1 1/4	32	PP
2303290	IPA9C806-038049	1 1/2	BSP	1 1/2	38	PP
2303291	IPA9C806-051060	2	BSP	2	51	PP
2303293	IPA9C806-076090	3	BSP	3	76	PP
2303294	IPA9C806-102114	4	BSP	4	102	PP

## // CAM & GROOVE MIL C - 27.487

### Type D - Coupler, female NPT



Item Code	Part Number	Thread in	Thread type	Head DN in	Head DN mm	Material
2303626	I5A9C828-013021	1/2	NPT	1/2	13	ALUMINIUM
2303627	I5A9C828-019027	3/4	NPT	3/4	19	ALUMINIUM
2303628	I5A9C828-025034	1	NPT	1	25	ALUMINIUM
2303629	I5A9C828-032042	1 1/4	NPT	1 1/4	32	ALUMINIUM
2303630	I5A9C828-038049	1 1/2	NPT	1 1/2	38	ALUMINIUM
2303631	I5A9C828-051060	2	NPT	2	51	ALUMINIUM
2303632	I5A9C828-063076	2 1/2	NPT	2 1/2	63	ALUMINIUM
2303633	I5A9C828-076090	3	NPT	3	76	ALUMINIUM
2303634	I5A9C828-102114	4	NPT	4	102	ALUMINIUM
2303635	I5A9C828-127140	5	NPT	5	127	ALUMINIUM
2303636	I5A9C828-152165	6	NPT	6	152	ALUMINIUM
2303637	I5A9C828-203219	8	NPT	8	203	ALUMINIUM



Item Code	Part Number	Thread in	Thread type	Head DN in	Head DN mm	Material
2303649	I3A9C828-013021	1/2	NPT	1/2	13	S/S 316
2303650	I3A9C828-019027	3/4	NPT	3/4	19	S/S 316
2303651	I3A9C828-025034	1	NPT	1	25	S/S 316
2303652	I3A9C828-032042	1 1/4	NPT	1 1/4	32	S/S 316
2303653	I3A9C828-038049	1 1/2	NPT	1 1/2	38	S/S 316
2303654	I3A9C828-051060	2	NPT	2	51	S/S 316
2303655	I3A9C828-063076	2 1/2	NPT	2 1/2	63	S/S 316
2303656	I3A9C828-076090	3	NPT	3	76	S/S 316
2303657	I3A9C828-102114	4	NPT	4	102	S/S 316
2303658	I3A9C828-127140	5	NPT	5	127	S/S 316
2303659	I3A9C828-152165	6	NPT	6	152	S/S 316



Item Code	Part Number	Thread in	Thread type	Head DN in	Head DN mm	Material
2303638	I8A9C828-013021	1/2	NPT	1/2	13	BRASS
2303639	I8A9C828-019027	3/4	NPT	3/4	19	BRASS
2303640	I8A9C828-025034	1	NPT	1	25	BRASS
2303641	I8A9C828-032042	1 1/4	NPT	1 1/4	32	BRASS
2303642	I8A9C828-038049	1 1/2	NPT	1 1/2	38	BRASS
2303643	I8A9C828-051060	2	NPT	2	51	BRASS
2303644	I8A9C828-063076	2 1/2	NPT	2 1/2	63	BRASS
2303645	I8A9C828-076090	3	NPT	3	76	BRASS
2303646	I8A9C828-102114	4	NPT	4	102	BRASS
2303647	I8A9C828-127140	5	NPT	5	127	BRASS
2303648	I8A9C828-152165	6	NPT	6	152	BRASS



Item Code	Part Number	Thread in	Thread type	Head DN in	Head DN mm	Material
2303660	IPA9C828-013021	1/2	NPT	1/2	13	PP
2303661	IPA9C828-019027	1/4	NPT	1/4	19	PP
2303662	IPA9C828-025034	1	NPT	1	25	PP
2303663	IPA9C828-032042	1 1/4	NPT	1 1/4	32	PP
2303664	IPA9C828-038049	1 1/2	NPT	1 1/2	38	PP
2303665	IPA9C828-051060	2	NPT	2	51	PP
2303667	IPA9C828-076090	3	NPT	3	76	PP
2303668	IPA9C828-102114	4	NPT	4	102	PP

Dimensions shown may be changed without prior notice

## // CAM & GROOVE MIL C - 27.487

### Type DC - Female dust cap for adapter



Item Code	Part Number	Head DN in	Head DN mm	Material
2303254	I5A9C900-013	1/2	13	ALUMINIUM
2301967	I5A9C900-019	3/4	19	ALUMINIUM
2300200	I5A9C900-025	1	25	ALUMINIUM
2300201	I5A9C900-032	1 1/4	32	ALUMINIUM
2301968	I5A9C900-038	1 1/2	38	ALUMINIUM
2301969	I5A9C900-051	2	51	ALUMINIUM
2301970	I5A9C900-063	2 1/2	63	ALUMINIUM
2301971	I5A9C900-076	3	76	ALUMINIUM
2301972	I5A9C900-102	4	102	ALUMINIUM
2302712	I5A9C900-127	5	127	ALUMINIUM
2302713	I5A9C900-152	6	152	ALUMINIUM
2303756	I5A9C900-203	8	203	ALUMINIUM



Item Code	Part Number	Head DN in	Head DN mm	Material
2303256	I3A9C900-013	1/2	13	S/S 316
2301973	I3A9C900-019	3/4	19	S/S 316
2301546	I3A9C900-025	1	25	S/S 316
2302612	I3A9C900-032	1 1/4	32	S/S 316
2302613	I3A9C900-038	1 1/2	38	S/S 316
2302225	I3A9C900-051	2	51	S/S 316
2302614	I3A9C900-063	2 1/2	63	S/S 316
2302615	I3A9C900-076	3	76	S/S 316
2302616	I3A9C900-102	4	102	S/S 316
2303761	I3A9C900-127	5	127	S/S 316
2302617	I3A9C900-152	6	152	S/S 316



Item Code	Part Number	Head DN in	Head DN mm	Material
2303255	I8A9C900-013	1/2	13	BRASS
2302797	I8A9C900-019	3/4	19	BRASS
2302798	I8A9C900-025	1	25	BRASS
2302799	I8A9C900-032	1 1/4	32	BRASS
2302800	I8A9C900-038	1 1/2	38	BRASS
2302226	I8A9C900-051	2	51	BRASS
2302801	I8A9C900-063	2 1/2	63	BRASS
2302227	I8A9C900-076	3	76	BRASS
2302802	I8A9C900-102	4	102	BRASS
2303758	I8A9C900-127	5	127	BRASS
2303759	I8A9C900-152	6	152	BRASS



Item Code	Part Number	Head DN in	Head DN mm	Material
2303313	IPA9C900-013	1/2	13	PP
2303314	IPA9C900-019	3/4	19	PP
2303315	IPA9C900-025	1	25	PP
2303316	IPA9C900-032	1 1/4	32	PP
2303317	IPA9C900-038	1 1/2	38	PP
2303318	IPA9C900-051	2	51	PP
2303320	IPA9C900-076	3	76	PP
2303321	IPA9C900-102	4	102	PP

## // CAM & GROOVE MIL C - 27.487

### Type DP - Male dust plug for coupler



Item Code	Part Number	Head DN in	Head DN mm	Material
2303257	I5A9C700-013	1/2	13	ALUMINIUM
2301979	I5A9C700-019	3/4	19	ALUMINIUM
2300967	I5A9C700-025	1	25	ALUMINIUM
2302707	I5A9C700-032	1 1/4	32	ALUMINIUM
2301982	I5A9C700-038	1 1/2	38	ALUMINIUM
2301983	I5A9C700-051	2	51	ALUMINIUM
2301985	I5A9C700-063	2 1/2	63	ALUMINIUM
2301986	I5A9C700-076	3	76	ALUMINIUM
2302708	I5A9C700-102	4	102	ALUMINIUM
2302709	I5A9C700-127	5	127	ALUMINIUM
2301988	I5A9C700-152	6	152	ALUMINIUM



Item Code	Part Number	Head DN in	Head DN mm	Material
2303237	I3A9C700-013	1/2	13	S/S 316
2302605	I3A9C700-019	3/4	19	S/S 316
2302606	I3A9C700-025	1	25	S/S 316
2302607	I3A9C700-032	1 1/4	32	S/S 316
2301746	I3A9C700-038	1 1/2	38	S/S 316
2302608	I3A9C700-051	2	51	S/S 316
2301989	I3A9C700-063	2 1/2	63	S/S 316
2301747	I3A9C700-076	3	76	S/S 316
2302609	I3A9C700-102	4	102	S/S 316
2302610	I3A9C700-152	6	152	S/S 316



Item Code	Part Number	Head DN in	Head DN mm	Material
2303258	I8A9C700-013	1/2	13	BRASS
2302792	I8A9C700-019	3/4	19	BRASS
2302793	I8A9C700-025	1	25	BRASS
2302794	I8A9C700-032	1 1/4	32	BRASS
2302795	I8A9C700-038	1 1/2	38	BRASS
2302228	I8A9C700-051	2	51	BRASS
2302229	I8A9C700-063	2 1/2	63	BRASS
2302230	I8A9C700-076	3	76	BRASS
2302231	I8A9C700-102	4	102	BRASS
2302796	I8A9C700-127	5	127	BRASS
2303782	I8A9C700-152	6	152	BRASS



Item Code	Part Number	Head DN in	Head DN mm	Material
2303322	IPA9C700-013	1/2	13	PP
2303323	IPA9C700-019	3/4	19	PP
2303324	IPA9C700-025	1	25	PP
2303325	IPA9C700-032	1 1/4	32	PP
2303326	IPA9C700-038	1 1/2	38	PP
2303327	IPA9C700-051	2	51	PP
2303329	IPA9C700-076	3	76	PP
2303330	IPA9C700-102	4	102	PP

Dimensions shown may be changed without prior notice

## // COMBINATION NIPPLE

### // ALFACRIMP COMBINATION NIPPLE

**NPT Male complete with pre-crimped ferrule**


Item Code	Part Number	Hose ID in	Hose ID mm	Thread in	Thread type	Hose OD min-max mm	Material Hose Shank	Material Ferrule
2302332	I1728M00-076090	3	76	3	NPT	88-102	PLATED STEEL	PLATED STEEL
2302333	I1728M00-102114	4	102	4	NPT	114-128	PLATED STEEL	PLATED STEEL
2302334	I1728M00-127140	5	127	5	NPT	139-153	PLATED STEEL	PLATED STEEL
2302335	I1728M00-152165	6	152	6	NPT	166-184	PLATED STEEL	PLATED STEEL
2307566	I1728MOD-102114	4	102	4	NPT	130-139	PLATED STEEL	PLATED STEEL
2307464	I1728MOD-127140	5	127	5	NPT	156-163	PLATED STEEL	PLATED STEEL



Item Code	Part Number	Hose ID in	Hose ID mm	Thread in	Thread type	Hose OD min-max mm	Material Hose Shank	Material Ferrule
2307196	I3728M00-076090	3	76	3	NPT	88-102	S/S 316	S/S 316
2307198	I3728M00-102114	4	102	4	NPT	114-128	S/S 316	S/S 316
2307200	I3728M00-127140	5	127	5	NPT	139-153	S/S 316	S/S 316
2307202	I3728M00-152165	6	152	6	NPT	166-184	S/S 316	S/S 316
2307693	I3728MOD-102114	4	102	4	NPT	130-139	S/S 316	S/S 316
2307694	I3728MOD-127140	5	127	5	NPT	156-163	S/S 316	S/S 316

BSPT male thread fitting (in plated steel and stainless steel 316) available on request. Refer to ALFAGOMMA Industrial Catalogue.



## // ALFACRIMP COMBINATION NIPPLE

**NPT Male complete with pre-crimped ferrule - Offshore - For Hook hose lifter**



Item Code	Part Number	Hose ID in	Hose ID mm	Thread in	Thread type	Hose OD min-max mm	Material Hose Shank	Material Ferrule
2302375	I17F8M00-076090	3	76	3	NPT	88-102	PLATED STEEL	PLATED STEEL
2302376	I17F8M00-102114	4	102	4	NPT	114-128	PLATED STEEL	PLATED STEEL
2302377	I17F8M00-127140	5	127	5	NPT	139-153	PLATED STEEL	PLATED STEEL
2302378	I17F8M00-152165	6	152	6	NPT	166-184	PLATED STEEL	PLATED STEEL
2307695	I17F8M0D-102114	4	102	4	NPT	130-139	PLATED STEEL	PLATED STEEL
2307696	I17F8M0D-127140	5	127	5	NPT	156-163	PLATED STEEL	PLATED STEEL



Item Code	Part Number	Hose ID in	Hose ID mm	Thread in	Thread type	Hose OD min-max mm	Material Hose Shank	Material Ferrule
2307609	I37F8M00-076090	3	76	3	NPT	88-102	S/S 316	S/S 316
2307573	I37F8M00-102114	4	102	4	NPT	114-128	S/S 316	S/S 316
2307610	I37F8M00-127140	5	127	5	NPT	139-153	S/S 316	S/S 316
2307611	I37F8M00-152165	6	152	6	NPT	166-184	S/S 316	S/S 316
2307697	I37F8M0D-102114	4	102	4	NPT	130-139	S/S 316	S/S 316
2307698	I37F8M0D-127140	5	127	5	NPT	156-163	S/S 316	S/S 316

## // COMBINATION NIPPLE

**NPT Male**



Item Code	Part Number	Hose ID in	Hose ID mm	Thread in	Thread type	Material	Note Ferrule to be used
1201370	H1212810-323200	2	51	2	NPT	PLATED STEEL	1236591 (H1200TX2-320000)
1240548	H3212810-323200	2	51	2	NPT	S/S 316	1240554 (H3200TX2-320000)



Item Code	Part Number	Hose ID in	Hose ID mm	Thread in	Thread type	Material	Note Ferrule to be used
2307455	I1728100-203219	8	203	8	NPT	PLATED STEEL	2307171 (I107U203-219235)*
2307456	I3728100-203219	8	203	8	NPT	S/S 316	2307173 (I307U203-219235)*

\* Ferrule suitable for hose OD = 219 - 237 mm

Dimensions shown may be changed without prior notice

## // FIXED FLANGE ASA 150

### // FIXED FLANGE - SLIP ON RF - ASA 150

**Serrated hose shank complete with pre-crimped ferrule**


Item Code	Part Number	Hose ID in	Hose ID mm	Flange type	Hose OD min-max mm	Material Hose Shank & Flange	Material Ferrule
2307300	I17BEW7B-076076	3	76	ASA 150	88-102	PLATED STEEL	PLATED STEEL
2302366	I17BEW7B-102102	4	102	ASA 150	114-128	PLATED STEEL	PLATED STEEL
2307303	I17BEW7B-127127	5	127	ASA 150	139-153	PLATED STEEL	PLATED STEEL
2302368	I17BEW7B-152152	6	152	ASA 150	166-184	PLATED STEEL	PLATED STEEL
2307675	I17BEW7B-00D102	4	102	ASA 150	130 - 139	PLATED STEEL	PLATED STEEL
2307676	I17BEW7B-00D127	5	127	ASA 150	156 - 163	PLATED STEEL	PLATED STEEL



Item Code	Part Number	Hose ID in	Hose ID mm	Flange type	Hose OD min-max mm	Material Hose Shank & Flange	Material Ferrule
2307330	I37BEW7B-076076	3	76	ASA 150	88-102	S/S 316	S/S 316
2307332	I37BEW7B-102102	4	102	ASA 150	114-128	S/S 316	S/S 316
2307334	I37BEW7B-127127	5	127	ASA 150	139-153	S/S 316	S/S 316
2307336	I37BEW7B-152152	6	152	ASA 150	166-184	S/S 316	S/S 316
2307677	I37BEW7B-00D102	4	102	ASA 150	130 - 139	S/S 316	S/S 316
2307678	I37BEW7B-00D127	5	127	ASA 150	156 - 163	S/S 316	S/S 316

Fitting complete with fixed flange EN 1092-1 PN10/16 (in plated steel and stainless steel 316) available on request. Refer to ALFAGOMMA Industrial Catalogue.

### // FIXED FLANGE - SLIP ON RF - ASA 150

**Serrated hose shank**


Item Code	Part Number	Hose ID in	Hose ID mm	Flange type	Material Hose shank & Flange	Note Ferrule to be used
2307211	I17BE67B-A00051	2	51	ASA 150	PLATED STEEL	1236591 (H1200TX2-320000)
2307220	I17BE67B-A00203	8	203	ASA 150	PLATED STEEL	2307171 (I107U203-219235)*
2307221	I17BE67B-A00254	10	254	ASA 150	PLATED STEEL	2307172 (I107U254-274292)*

\* 2307171: Ferrule suitable for hose OD = 219 - 237mm  
 2307172: Ferrule suitable for hose OD = 274 - 292mm



Item Code	Part Number	Hose ID in	Hose ID mm	Flange type	Material Hose shank & Flange	Note Ferrule to be used
2307255	I37BE67B-A00051	2	51	ASA 150	S/S 316	1240554 (H3200TX2-320000)
2307264	I37BE67B-A00203	8	203	ASA 150	S/S 316	2307173 (I307U203-219235)*
2307265	I37BE67B-A00254	10	254	ASA 150	S/S 316	2307174 (I307U254-274292)*

\* 2307173: Ferrule suitable for hose OD = 219 - 237mm  
 2307174: Ferrule suitable for hose OD = 274 - 292mm

Fitting complete with fixed flange EN 1092-1 PN10/16 (in plated steel and stainless steel 316) available on request. Refer to ALFAGOMMA Industrial Catalogue.

## // SWIVEL FLANGE ASA 150

### // SWIVEL FLANGE - LAP JOINT FF - ASA 150

Serrated hose shank complete with pre-crimped ferrule



Item Code	Part Number	Hose ID in	Hose ID mm	Flange type	Hose OD min-max mm	Material Hose Shank & Flange	Material Ferrule
2307306	I17BET9A-076076	3	76	ASA 150	88-102	PLATED STEEL	PLATED STEEL
2307308	I17BET9A-102102	4	102	ASA 150	114-128	PLATED STEEL	PLATED STEEL
2307310	I17BET9A-127127	5	127	ASA 150	139-153	PLATED STEEL	PLATED STEEL
2307312	I17BET9A-152152	6	152	ASA 150	166-184	PLATED STEEL	PLATED STEEL

2307679	I17BET9A-00D102	4	102	ASA 150	130 - 139	PLATED STEEL	PLATED STEEL
2307680	I17BET9A-00D127	5	127	ASA 150	156 - 163	PLATED STEEL	PLATED STEEL



Item Code	Part Number	Hose ID in	Hose ID mm	Flange type	Hose OD min-max mm	Material Hose Shank & Flange	Material Ferrule
2307338	I37BET9A-076076	3	76	ASA 150	88-102	S/S 316	S/S 316
2307340	I37BET9A-102102	4	102	ASA 150	114-128	S/S 316	S/S 316
2307342	I37BET9A-127127	5	127	ASA 150	139-153	S/S 316	S/S 316
2307344	I37BET9A-152152	6	152	ASA 150	166-184	S/S 316	S/S 316

2307681	I37BET9A-00D102	4	102	ASA 150	130 - 139	S/S 316	S/S 316
2307682	I37BET9A-00D127	5	127	ASA 150	156 - 163	S/S 316	S/S 316

Fitting complete with swivel flange EN 1092-1 PN10/16 (in plated steel and stainless steel 316) available on request. Refer to ALFAGOMMA Industrial Catalogue.

### // SWIVEL FLANGE - LAP JOINT FF - ASA 150

Serrated hose shank



Item Code	Part Number	Hose ID in	Hose ID mm	Flange type	Material Hose shank & Flange	Note Ferrule to be used
2307222	I17BE79A-A00051	2	51	ASA 150	PLATED STEEL	1236591 (H1200TX2-320000)
2307231	I17BE79A-A00203	8	203	ASA 150	PLATED STEEL	2307171 (I107U203-219235)*
2307232	I17BE79A-A00254	10	254	ASA 150	PLATED STEEL	2307172 (I107U254-274292)*

\* 2307171: Ferrule suitable for hose OD = 219 - 237mm  
 2307172: Ferrule suitable for hose OD = 274 - 292mm



Item Code	Part Number	Hose ID in	Hose ID mm	Flange type	Material Hose shank & Flange	Note Ferrule to be used
2307266	I37BE79A-A00051	2	51	ASA 150	S/S 316	1240554 (H3200TX2-320000)
2307275	I37BE79A-A00203	8	203	ASA 150	S/S 316	2307173 (I307U203-219235)*
2307276	I37BE79A-A00254	10	254	ASA 150	S/S 316	2307174 (I307U254-274292)*

\* 2307173: Ferrule suitable for hose OD = 219 - 237mm  
 2307174: Ferrule suitable for hose OD = 274 - 292mm

Fitting complete with swivel flange EN 1092-1 PN10/16 (in plated steel and stainless steel 316) available on request. Refer to ALFAGOMMA Industrial Catalogue.

Dimensions shown may be changed without prior notice

## // COMPOSITE HOSE FITTING

### // COMBINATION NIPPLE

Male BSPP - Helical hose shank for composite hose



Item Code	Part Number	Hose ID mm	Thread in	Thread type	Material
2300740	I5206100-040049	40	1 1/2	BSPP	ALUMINIUM
2300741	I5206100-050060	50	2	BSPP	ALUMINIUM
2300742	I5206100-065076	65	2 1/2	BSPP	ALUMINIUM
2300743	I5206100-080090	80	3	BSPP	ALUMINIUM
2300744	I5206100-100114	100	4	BSPP	ALUMINIUM

Item Code	Part Number	Hose ID mm	Thread in	Thread type	Material
	I1206100-150165	150	6	BSPP	PLATED STEEL
	I1206100-200219	200	8	BSPP	PLATED STEEL



Item Code	Part Number	Hose ID mm	Thread in	Thread type	Material
2300729	I3206100-025034	25	1	BSPP	S/S 316
2300730	I3206100-032042	32	1 1/4	BSPP	S/S 316
2300731	I3206100-040049	40	1 1/2	BSPP	S/S 316
2300732	I3206100-050060	50	2	BSPP	S/S 316
2300733	I3206100-065076	65	2 1/2	BSPP	S/S 316
2300734	I3206100-080090	80	3	BSPP	S/S 316
2300735	I3206100-100114	100	4	BSPP	S/S 316
	I3206100-150165	150	6	BSPP	S/S 316
	I3206100-200219	200	8	BSPP	S/S 316



Item Code	Part Number	Hose ID mm	Thread in	Thread type	Material
	I7206100-025034	25	1	BSPP	BRONZE
	I7206100-032042	32	1 1/4	BSPP	BRONZE
	I7206100-040049	40	1 1/2	BSPP	BRONZE
	I7206100-050060	50	2	BSPP	BRONZE
	I7206100-065076	65	2 1/2	BSPP	BRONZE
	I7206100-080090	80	3	BSPP	BRONZE
	I7206100-100114	100	4	BSPP	BRONZE



Item Code	Part Number	Hose ID mm	Thread in	Thread type	Material
2300711	IP206100-040049	40	1 1/2	BSPP	PP
2300712	IP206100-050060	50	2	BSPP	PP
	IP206100-065076	65	2 1/2	BSPP	PP
2300713	IP206100-080090	80	3	BSPP	PP
2300714	IP206100-100114	100	4	BSPP	PP

## // COMBINATION NIPPLE

### Male NPT - Helical hose shank for composite hose



Item Code	Part Number	Hose ID mm	Thread in	Thread type	Material
	I1228100-050060	50	2	NPT	PLATED STEEL
	I1228100-080090	80	3	NPT	PLATED STEEL
	I1228100-100114	100	4	NPT	PLATED STEEL



Item Code	Part Number	Hose ID mm	Thread in	Thread type	Material
2307626	I3228100-050060	50	2	NPT	S/S 316
2307627	I3228100-080090	80	3	NPT	S/S 316
2306670	I3228100-100114	100	4	NPT	S/S 316

Dimensions shown may be changed without prior notice

## // FIXED FLANGE

### Helical hose shank for composite hose



Item Code	Part Number	Hose ID in	Hose ID mm	Flange type	Material Hose Shank	Material flange
2301253	I12BD66B-040040	1 1/2	40	PN 10/16	PLATED STEEL	PLATED STEEL
2301254	I12BD66B-050050	2	50	PN 10/16	PLATED STEEL	PLATED STEEL
2301256	I12BD66B-080080	3	80	PN 10/16	PLATED STEEL	PLATED STEEL
2301257	I12BD66B-100100	4	100	PN 10/16	PLATED STEEL	PLATED STEEL
	I12BD66B-150150	6	150	PN 10/16	PLATED STEEL	PLATED STEEL
	I12BD66B-200200	8	200	PN 10/16	PLATED STEEL	PLATED STEEL
	I12BD66B-250250	10	250	PN 10/16	PLATED STEEL	PLATED STEEL



	I32BD66B-040040	1 1/2	40	PN 10/16	S/S 316	S/S 316
	I32BD66B-050050	2	50	PN 10/16	S/S 316	S/S 316
	I32BD66B-080080	3	80	PN 10/16	S/S 316	S/S 316
2304576	I32BD66B-100100	4	100	PN 10/16	S/S 316	S/S 316
	I32BD66B-150150	6	150	PN 10/16	S/S 316	S/S 316
	I32BD66B-200200	8	200	PN 10/16	S/S 316	S/S 316
	I32BD66B-250250	10	250	PN 10/16	S/S 316	S/S 316



Item Code	Part Number	Hose ID in	Hose ID mm	Flange type	Material Hose Shank	Material flange
	I12BE66B-040040	1 1/2	40	ASA 150	PLATED STEEL	PLATED STEEL
2300062	I12BE66B-050050	2	50	ASA 150	PLATED STEEL	PLATED STEEL
2300064	I12BE66B-080080	3	80	ASA 150	PLATED STEEL	PLATED STEEL
2300065	I12BE66B-100100	4	100	ASA 150	PLATED STEEL	PLATED STEEL
	I12BE66B-150150	6	150	ASA 150	PLATED STEEL	PLATED STEEL
	I12BE66B-200200	8	200	ASA 150	PLATED STEEL	PLATED STEEL
	I12BE66B-250250	10	250	ASA 150	PLATED STEEL	PLATED STEEL



	I32BE66B-040040	1 1/2	40	ASA 150	S/S 316	S/S 316
2307620	I32BE66B-050050	2	50	ASA 150	S/S 316	S/S 316
2307621	I32BE66B-080080	3	80	ASA 150	S/S 316	S/S 316
2301308	I32BE66B-100100	4	100	ASA 150	S/S 316	S/S 316
	I32BE66B-150150	6	150	ASA 150	S/S 316	S/S 316
	I32BE66B-200200	8	200	ASA 150	S/S 316	S/S 316
	I32BE66B-250250	10	250	ASA 150	S/S 316	S/S 316

## // SWIVEL FLANGE

### Helical hose shank for composite hose



Item Code	Part Number	Hose ID in	Hose ID mm	Flange type	Material Hose Shank	Material flange
2300000	I12BD72A-040040	1 1/2	40	PN 10/16	PLATED STEEL	PLATED STEEL
2300001	I12BD72A-050050	2	50	PN 10/16	PLATED STEEL	PLATED STEEL
2300002	I12BD72A-065065	2 1/2	65	PN 10/16	PLATED STEEL	PLATED STEEL
2300003	I12BD72A-080080	3	80	PN 10/16	PLATED STEEL	PLATED STEEL
2300004	I12BD72A-100100	4	100	PN 10/16	PLATED STEEL	PLATED STEEL
	I12BD72A-150150	6	150	PN 10/16	PLATED STEEL	PLATED STEEL
	I12BD72A-200200	8	200	PN 10/16	PLATED STEEL	PLATED STEEL
	I12BD72A-250250	10	250	PN 10/16	PLATED STEEL	PLATED STEEL



	IA2BD72A-040040	1 1/2	40	PN 10/16	S/S 316	PLATED STEEL
	IA2BD72A-050050	2	50	PN 10/16	S/S 316	PLATED STEEL
	IA2BD72A-080080	3	80	PN 10/16	S/S 316	PLATED STEEL
	IA2BD72A-100100	4	100	PN 10/16	S/S 316	PLATED STEEL
	IA2BD72A-150150	6	150	PN 10/16	S/S 316	PLATED STEEL
	IA2BD72A-200200	8	200	PN 10/16	S/S 316	PLATED STEEL
	IA2BD72A-250250	10	250	PN 10/16	S/S 316	PLATED STEEL



	I32BD72A-040040	1 1/2	40	PN 10/16	S/S 316	S/S 316
	I32BD72A-050050	2	50	PN 10/16	S/S 316	S/S 316
	I32BD72A-080080	3	80	PN 10/16	S/S 316	S/S 316
	I32BD72A-100100	4	100	PN 10/16	S/S 316	S/S 316
	I32BD72A-150150	6	150	PN 10/16	S/S 316	S/S 316
	I32BD72A-200200	8	200	PN 10/16	S/S 316	S/S 316
	I32BD72A-250250	10	250	PN 10/16	S/S 316	S/S 316



Item Code	Part Number	Hose ID in	Hose ID mm	Flange type	Material Hose Shank	Material flange
	IP2BC72A-050050	2	50	PN 10	PP	PP
	IP2BC72A-080080	3	80	PN 10	PP	PP
	IP2BC72A-100100	4	100	PN 10	PP	PP



Item Code	Part Number	Hose ID in	Hose ID mm	Flange type	Material Hose Shank	Material flange
	I12BE77A-040040	1 1/2	40	ASA 150	PLATED STEEL	PLATED STEEL
2300049	I12BE77A-050050	2	50	ASA 150	PLATED STEEL	PLATED STEEL
2300051	I12BE77A-080080	3	80	ASA 150	PLATED STEEL	PLATED STEEL
2300052	I12BE77A-100100	4	100	ASA 150	PLATED STEEL	PLATED STEEL
	I12BE77A-150150	6	150	ASA 150	PLATED STEEL	PLATED STEEL
	I12BE77A-200200	8	200	ASA 150	PLATED STEEL	PLATED STEEL
	I12BE77A-250250	10	250	ASA 150	PLATED STEEL	PLATED STEEL



	IA2BE77A-040040	1 1/2	40	ASA 150	S/S 316	PLATED STEEL
	IA2BE77A-050050	2	50	ASA 150	S/S 316	PLATED STEEL
	IA2BE77A-080080	3	80	ASA 150	S/S 316	PLATED STEEL
	IA2BE77A-100100	4	100	ASA 150	S/S 316	PLATED STEEL
	IA2BE77A-150150	6	150	ASA 150	S/S 316	PLATED STEEL
	IA2BE77A-200200	8	200	ASA 150	S/S 316	PLATED STEEL
	IA2BE77A-250250	10	250	ASA 150	S/S 316	PLATED STEEL



	I32BE77A-040040	1 1/2	40	ASA 150	S/S 316	S/S 316
2307622	I32BE77A-050050	2	50	ASA 150	S/S 316	S/S 316
2307623	I32BE77A-080080	3	80	ASA 150	S/S 316	S/S 316
2307607	I32BE77A-100100	4	100	ASA 150	S/S 316	S/S 316
	I32BE77A-150150	6	150	ASA 150	S/S 316	S/S 316
	I32BE77A-200200	8	200	ASA 150	S/S 316	S/S 316
	I32BE77A-250250	10	250	ASA 150	S/S 316	S/S 316

Dimensions shown may be changed without prior notice

## // SMOOTH FERRULE FOR COMPOSITE HOSE



Item Code	Part Number	Hose ID mm	Material
2304568	I105C5-040	40	PLATED STEEL
2300824	I105C5-050	50	PLATED STEEL
2300896	I105C5-065	65	PLATED STEEL
2300825	I105C5-080	80	PLATED STEEL
2304569	I105C5-100	100	PLATED STEEL
	I105C5-150	150	PLATED STEEL
	I105C5-200	200	PLATED STEEL



Item Code	Part Number	Hose ID mm	Material
2300848	I205C5-025	25	S/S 304
2300849	I205C5-032	32	S/S 304
2300850	I205C5-040	40	S/S 304
2300851	I205C5-050	50	S/S 304
2300852	I205C5-065	65	S/S 304
2300853	I205C5-080	80	S/S 304
2300854	I205C5-100	100	S/S 304
	I205C5-150	150	S/S 304
	I205C5-200	200	S/S 304



Item Code	Part Number	Hose ID mm	Material
2300891	I505C5-040	40	ALUMINIUM
2301751	I505C5-050	50	ALUMINIUM
2300099	I505C5-065	65	ALUMINIUM
2300917	I505C5-080	80	ALUMINIUM
2300892	I505C5-100	100	ALUMINIUM

87

FITTINGS

## // CRIMPING GASKET FOR COMPOSITE HOSE



Item Code	Part Number	Hose ID mm	Material
2300484	INJS00-025	25	NBR
2300485	INJS00-032	32	NBR
2300486	INJS00-040	40	NBR
2300487	INJS00-050	50	NBR
2300488	INJS00-065	65	NBR
2300489	INJS00-080	80	NBR
2300490	INJS00-100	100	NBR
	INJS00-150	150	NBR
	INJS00-200	200	NBR

Gaskets in VITON® are available on request





## // HYDRAULIC FITTINGS

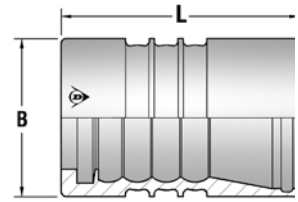
WATERBLAST INSERT & FERRULE.....	89
HYDRAULIC FITTING-HAMMER LUG UNION.....	91
HYDRAULIC FITTING-API THREAD.....	95
HYDRAULIC FITTINGS AND ADAPTERS: REFER TO ALFAGOMMA HYDRAULIC CATALOGUE	

Dimensions shown may be changed without prior notice

## // WATERBLAST INSERT & FERRULES

### // 990000

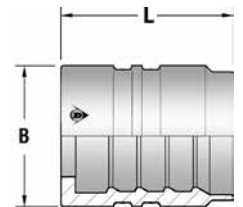
for Waterblast 10 - 15



Item Code	Hose ID in	Hose ID mm	DASH	B mm	L mm
1215264	3/8	10,0	06	28,0	47,0
1223163	1/2	13,0	08	33,0	50,0
1215266	3/4	19,0	12	41,0	63,0
1215267	1	25,4	16	49,0	75,0

### // 980000 - 99000H

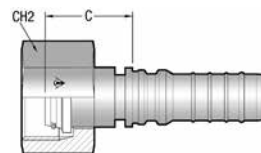
for Waterblast 20



Item Code	Hose ID in	Hose ID mm	DASH	B mm	L mm
1240103	1/4	6,0	04	22,0	25,5
1240105	5/16	8,0	05	27,0	35,00
1215257	1/2	13,0	08	37,3	46,0

**// A99179**

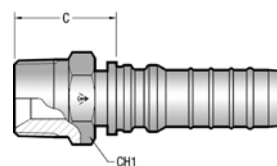
**Metric Female 24° cone with O-Ring - Heavy  
DIN 3865 DKOS  
Slip on nut with relief bore**



Item Code	Hose ID in	Hose ID mm	Dash	Thread mm	C Cut-off mm	CH2 mm
1240100	1/4	6,0	04	14x1,5	28,0	22,0
1240101	5/16	8,0	05	18x1,5	34,3	27,0

**// 990170**

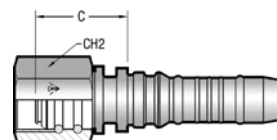
**NPTF Male 60°**



Item Code	Hose ID in	Hose ID mm	Dash	Thread in-TPI	Thread Dash	C Cut-off mm	CH1 mm
1240134	1/4	6,0	04	1/4-18	04	27,5	17
1240135	5/16	8,0	05	3/8-18	06	30,5	19

**// A99001**

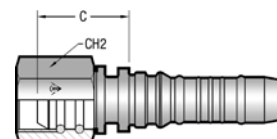
**BPS Female 60°**



Item Code	Hose ID in	Hose ID mm	Dash	Thread in-TPI	Thread Dash	C Cut-off mm	CH2 mm
1240158	1/4	6,0	04	1/4-19	04	26,0	22,0
1240159	5/16	8,0	05	3/8-19	06	31,0	25,0

**// A99061**

**Type "M" Swivel**



Item Code	Hose ID in	Hose ID mm	Dash	Thread in-TPI	Thread Dash	C Cut-off mm	CH2 mm
1230563	1/2	12,7	08	1-12	10	41,0	32,0

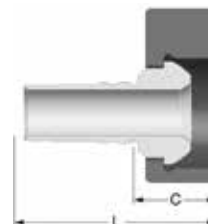
Dimensions shown may be changed without prior notice

## // HAMMER LUG UNION TWO-PIECE INTERLOCK

**FOR FLEXOR R13, FLEXOR 4SH, ALFABIOTECH 4000/5000 AND FLEXOR RIG™ - SUBSEA GROUTING AND DRILLING MINETUFF AND SUPERTUFF COVERS**

### // H1413F13

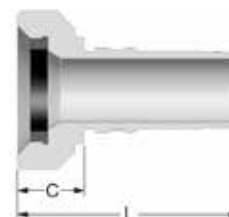
**Male Hammer Union Fig. 1502 integral fitting with Lug Nut**



Item Code	Tale/Head	Dash	ID		C	L
	Dash		mm	in		
1235621	-3232	32	51,0	2"	55,0	152,00

### // H1423F10

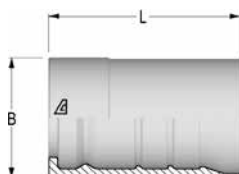
**Female Hammer Union Fig. 1502 integral fitting with Rubber Ring**



Item Code	Tale/Head	Dash	ID		C	L
	Dash		mm	in		
1238273	-3232	32	51,0	2"	51,5	148,50

### // H1400200

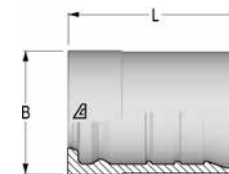
**Interlock Ferrule  
Flexor 4SH**



Item Code	ID			B	L
	Dash	mm	in		
1201284	32	51,0	2"	78,0	99,2

### // H1400301

**Interlock Ferrule  
Flexor R13,  
Alfabiotech 5000  
and Flexor Rig™**

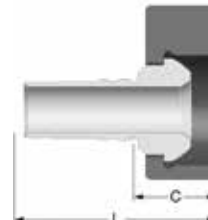


Item Code	ID			B	L
	Dash	mm	in		
1202006	32	51,0	2"	88,0	99,0

**FOR ALFABIOTECH 6000, FLEXOR R13,  
FLEXOR RIG™ - SUBSEA GROUTING AND DRILLING AND OIL WELL CEMENTING  
MINETUFF AND SUPERTUFF COVERS**

**// H1T13F13**

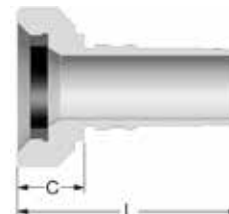
**Male Hammer Union Fig. 1502 integral fitting with Lug Nut  
Special version**



Item Code	Tale/Head		ID		C	L
	Dash	Dash	mm	in	mm	mm
1235624	-3232	32	51,0	2"	60,8	162,20

**// H1T23F10**

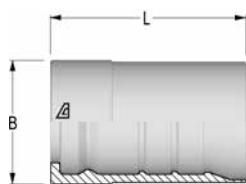
**Female Hammer Union Fig. 1502 integral fitting with Rubber Ring  
Special version**



Item Code	Tale/Head		ID		C	L
	Dash	Dash	mm	in	mm	mm
1235623	-3232	32	51,0	2"	57,3	158,70

**// H1T00600**

**Interlock Ferrule**



Item Code	ID			B	L
	Dash	mm	in	mm	mm
1225872	32	51,0	2"	88,1	108,2

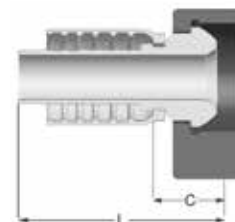
Dimensions shown may be changed without prior notice

## // HAMMER LUG UNION ONE-PIECE NO-SKIVE

**FOR FLEXOR R13, FLEXOR 4SH, ALFABIOTECH 4000/5000 AND FLEXOR RIG™ - SUBSEA GROUTING AND DRILLING MINETUFF AND SUPERTUFF COVERS**

### // C12R13F13

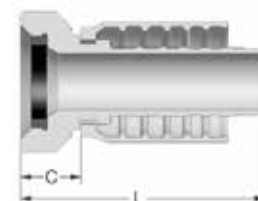
**Male Hammer Union Fig. 1502 Integral Fitting with Lug Nut**



Item Code	Tale/Head	Dash	ID		C	L
	Dash		mm	in		
1237779	-3232	32	51,0	2"	60,0	185,50

### // C12R23F10

**Female Hammer Union Fig. 1502 Integral Fitting with Rubber Ring**

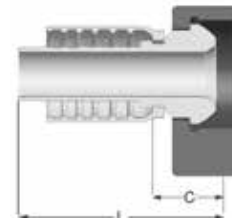


Item Code	Tale/Head	Dash	ID		C	L
	Dash		mm	in		
1237786	-3232	32	51,0	2"	56,5	182,00

**FOR FLEXOR 4SH  
MINETUFF AND SUPERTUFF COVERS**

**// C12H13F13**

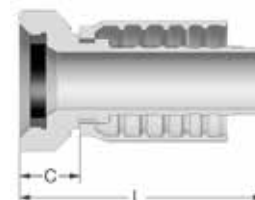
**Male Hammer Union Fig. 1502 Integral Fitting with Lug Nut**



Item Code	Tale/Head	Dash	ID		C	L
	Dash		mm	in		
1237779	-3232	32	51,0	2"	60,0	185,50

**// C12H23F10**

**Female Hammer Union Fig. 1502 Integral Fitting with Rubber Ring**



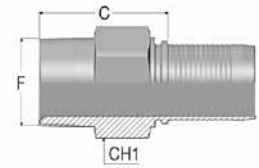
Item Code	Tale/Head	Dash	ID		C	L
	Dash		mm	in		
1237786	-3232	32	51,0	2"	56,5	182,00

Dimensions shown may be changed without prior notice

## // HYDRAULIC FITTING-API THREAD

### // H1K1281Z

2 pc. male API - extra long hexagon  
Flexor Rig™ - Slim Hole Rotary

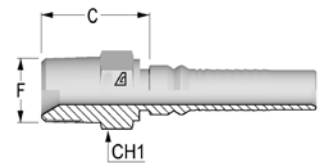


Part Number	Hose ID in	Hose ID mm	DASH	F Thread in-TPI	F Thread DASH	C CUT-OFF Factor	CH1 mm
H1K1281Z-4040V0	2 1/2	64	40	2 1/2-8	40	105	80
H1K1281Z-4848V0	3	76	48	3-8	48	128	100

Stainless steel version available on request.

### // H141281Z

2 pc. male API interlock - extra long hexagon  
For Flexor R13, Flexor 4SH, Alfabiotech 4000/5000  
and Flexor Rig™ - Subsea Grouting and Drilling

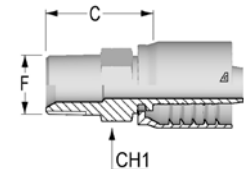


Part Number	Hose ID in	Hose ID mm	DASH	F Thread in-TPI	F Thread DASH	C CUT-OFF Factor	CH1 mm
H141281Z-161600	1	25,4	16	1-11	16	81,0	36
H141281Z-202000	1 1/4	31,8	20	1 1/4-11	20	68,8	46
H141281Z-242400	1 1/2	38,1	24	1 1/2-11	24	75,5	50
H141281Z-323200	2	50,8	32	2-11	32	95,5	65

Stainless steel version available on request.

### // C1261281Z

1 pc. male API  
extra long hexagon

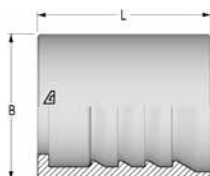


Part Number	Hose ID in	Hose ID mm	DASH	F Thread in-TPI	F Thread DASH	C CUT-OFF Factor	CH1 mm
C1261281Z-12120	3/4	19	12	3/4-14	12	67,5	36
C1261281Z-16160	1	25,4	16	1-11	16	74,6	46
C1261281Z-20200	1 1/4	31,8	20	1 1/4-11	20	83,0	50
C1261281Z-24240	1 1/2	38,1	24	1 1/2-11	24	114,5	65
C1261281Z-32320	2	50,8	32	2-11	32	-	-

Stainless steel version available on request.

### // H1K00404

Skive Ferrule  
Flexor Rig™ - Slim Hole  
Rotary



Part Number	ID			B mm	L mm
	Dash	mm	in		
H1K00404-4000V0	40	63,0	2 1/2	95	84,0
H1K00404-4800V0	48	51,0	3	106	96,5





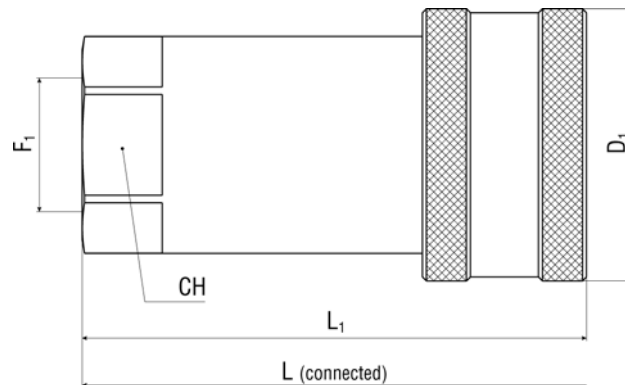
## // QUICK RELEASE COUPLING

<b>SVK-ISO-A</b> - POPPET STANDARD ISO 7241 A.....	97
<b>SVK-1H</b> - POPPET STANDARD ISO 5675.....	99
<b>SPK-1H</b> - POPPET STANDARD ISO 5675.....	101
<b>FPK</b> - FLAT FACE STANDARD ISO 16028.....	102
<b>FPK-P</b> - FLAT FACE STANDARD ISO 16028.....	104
<b>HDK</b> - SCREW TYPE POPPET STANDARD ISO 14541.....	105
<b>QUICK RELEASE ADAPTER</b> .....	107

Dimensions shown may be changed without prior notice

## // SVK-ISO-A

### POPPET STANDARD ISO 7241 A

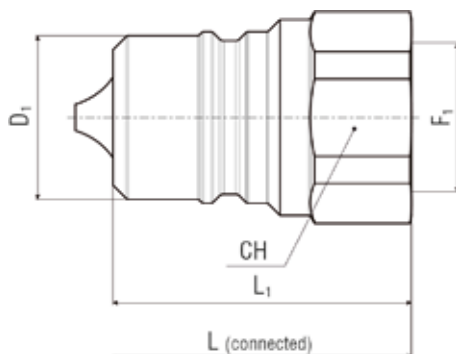


## // STANDARD ISO 7241 A - POPPET SVK-ISO-A

### Female coupling - Female thread

Item Code	⌀		WP Conn. MPa	BP Disconn. MPa	Thread 1	F1	D1 mm	CH mm	L1 mm	L mm	
	Dash	mm									inch
1219613	04	6,0	1/4"	35,0	140,0	BSPP	1/4-19	26,0	19,0	50,0	74,20
1219607	06	10,0	3/8"	31,5	126,0	BSPP	3/8-19	31,5	22,0	56,0	78,50
1232129	06	10,0	3/8"	31,5	126,0	BSPP	1/2-14	32,0	27,0	56,0	74,50
1219617	08	13,0	1/2"	27,0	108,0	BSPP	1/2-14	38,5	27,0	66,0	88,20
1219609	12	19,0	3/4"	25,0	100,0	BSPP	3/4-14	48,0	34,0	82,5	110,40
1219619	16	25,0	1"	20,0	80,0	BSPP	1-11	56,0	41,0	100,0	132,90
1223504	20	32,0	1 1/4"	20,0	80,0	BSPP	1 1/4-11	70,0	50,0	117,0	150,00
1219620	24	38,0	1 1/2"	16,0	64,0	BSPP	1 1/2-11	84,5	60,0	133,0	167,00
1223392	32	51,0	2"	10,0	40,0	BSPP	2-11	99,0	75,0	165,0	210,00
1219612	04	6,0	1/4"	35,0	140,0	NPTF	1/4-18	26,0	19,0	50,0	74,20
1222491	06	10,0	3/8"	31,5	126,0	NPTF	3/8-18	31,5	22,0	57,1	78,50
1222488	08	13,0	1/2"	27,0	108,0	NPTF	1/2-14	38,5	27,0	66,0	88,20
1222494	12	19,0	3/4"	25,0	100,0	NPTF	3/4-14	48,0	34,0	82,5	110,40
1222495	16	25,0	1"	20,0	80,0	NPTF	1-11 1/2	56,0	41,0	100,0	132,90
1229489	24	38,0	1 1/2"	16,0	64,0	NPTF	1 1/2-11 1/2	84,5	60,0	133,0	167,00
1229490	32	51,0	2"	10,0	40,0	NPTF	2-11 1/2	99,0	75,0	165,0	210,00

BSPP connection according to DIN 3852-2-X, NPTF connection according to ANSI B1-20.3, metric connection according to ISO 6149-1.



**// STANDARD ISO 7241 A - POPPET SVK-ISO-A**  
**Male coupling - Female thread**

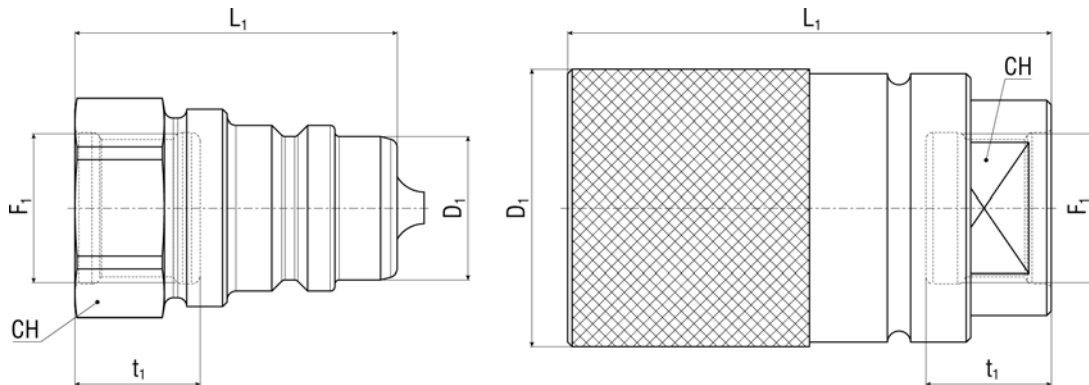
Item Code			WP Conn.	BP Disconn.	Thread 1	F1	D1	CH	L1	L	
	Dash	mm	inch	MPa			MPa	mm	mm	mm	mm
1219611	04	6,0	1/4"	35,0	140,0	BSPP	1/4-19	11,8	19,0	38,5	74,20
1219606	06	10,0	3/8"	31,5	126,0	BSPP	3/8-19	17,3	22,0	36,5	78,50
1219615	08	13,0	1/2"	27,0	108,0	BSPP	1/2-14	20,5	27,0	44,0	88,20
1219608	12	19,0	3/4"	25,0	100,0	BSPP	3/4-14	29,0	34,0	55,0	110,40
1219618	16	25,0	1"	20,0	80,0	BSPP	1-11	34,3	41,0	66,0	132,90
1223512	20	32,0	1 1/4"	20,0	80,0	BSPP	1 1/4-11	45,0	50,0	75,0	150,00
1223511	24	38,0	1 1/2"	16,0	64,0	BSPP	1 1/2-11	55,0	60,0	83,5	167,00
1223395	32	51,0	2"	10,0	40,0	BSPP	2-11	65,0	75,0	105,0	210,00
1219610	04	6,0	1/4"	35,0	140,0	NPTF	1/4-18	11,8	19,0	38,5	74,20
1222492	06	10,0	3/8"	31,5	126,0	NPTF	3/8-18	17,3	22,0	39,0	78,50
1222489	08	13,0	1/2"	27,0	108,0	NPTF	1/2-14	20,5	27,0	44,0	88,20
1222490	12	19,0	3/4"	25,0	100,0	NPTF	3/4-14	29,0	34,0	55,0	110,40
1222487	16	25,0	1"	20,0	80,0	NPTF	1-11 1/2	34,3	41,0	66,0	132,90
1229496	24	38,0	1 1/2"	16,0	64,0	NPTF	1 1/2-11 1/2	55,0	60,0	83,5	167,00
1229497	32	51,0	2"	10,0	40,0	NPTF	2-11 1/2	65,0	75,0	105,0	210,00

BSPP connection according to DIN 3852-2-X, NPTF connection according to ANSI B1-20.3, metric connection according to ISO 6149-1.

Dimensions shown may be changed without prior notice

## // SVK-1H

### POPPET STANDARD ISO 5675



## // STANDARD ISO 5675 - POPPET SVK-1H - PUSH PULL

### Female coupling - Female thread

Item Code				WP Conn. MPa	Thread 1	F1	D1 mm	t1 mm	CH mm	L1 mm
	Dash	mm	inch							
1219634	05	8,0	5/16"	40,0	BSPP	3/8-19	32,0	9,0	19,0	54,0
1219632	08	13,0	1/2"	25,0	BSPP	1/2-14	39,0	16,0	27,0	63,0
1229069	12	19,0	3/4"	25,0	BSPP	1-11	51,0	18,0	36,0	88,5
1229089	05	8,0	5/16"	40,0	MET	M16X1.5	32,0	9,0	19,0	54,0
1229090	08	13,0	1/2"	25,0	MET	M22X1.5	39,0	16,0	27,0	63,0
1229091	12	19,0	3/4"	25,0	MET	M30X1.5	51,0	18,0	36,0	88,5

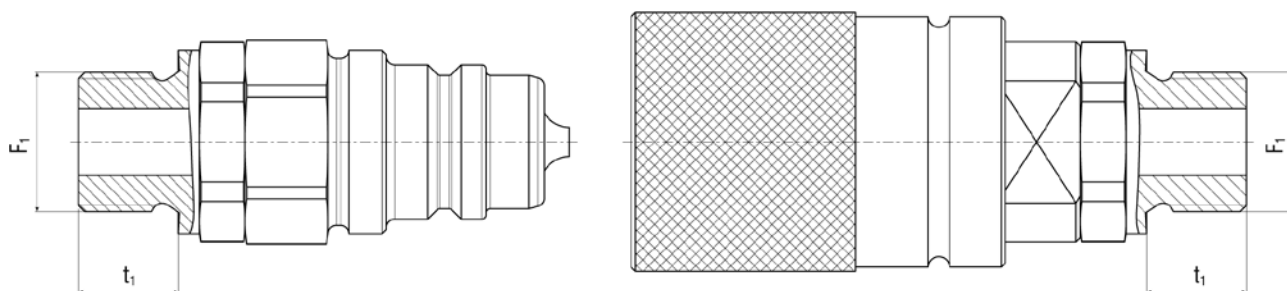
BSPP connection according to DIN 3852-2-X, NPTF connection according to ANSI B1-20.3, metric connection according to DIN 3852, SAE UNF/UN connection according to SAE J 1926-1.

## // STANDARD ISO 5675 - POPPET SVK-1H - PUSH PULL

### Male coupling - Female thread

Item Code				WP Conn. MPa	Thread 1	F1	D1 mm	t1 mm	CH mm	L1 mm
	Dash	mm	inch							
1219633	05	8,0	5/16"	40,0	BSPP	3/8-19	16,0	14,0	22,0	36,0
1219631	08	13,0	1/2"	25,0	BSPP	1/2-14	20,6	16,0	27,0	45,0
1229020	12	19,0	3/4"	25,0	BSPP	1-11	34,0	18,0	41,0	55,0
1229061	05	8,0	5/16"	40,0	MET	M16X1.5	16,0	14,0	22,0	36,0
1229062	08	13,0	1/2"	25,0	MET	M22X1.5	20,6	16,0	27,0	45,0
1229063	12	19,0	3/4"	25,0	MET	M30X1.5	34,0	18,0	41,0	55,0

BSPP connection according to DIN 3852-2-X, NPTF connection according to ANSI B1-20.3, metric connection according to DIN 3852, SAE UNF/UN connection according to SAE J 1926-1.



**// STANDARD ISO 5675 - POPPET SVK-1H - PUSH PULL**

**Female coupling - Male thread**

Item Code				WP Conn.	Thread 1	F1	t1
	Dash	mm	inch	MPa			mm
1229064	05	8,0	5/16"	40,0	BSPP	1/4-19	12,0
1229065	05	8,0	5/16"	40,0	BSPP	3/8-19	12,0
1229066	08	13,0	1/2"	25,0	BSPP	1/2-14	14,0
1229068	12	19,0	3/4"	25,0	BSPP	3/4-14	16,0
1229067	12	19,0	3/4"	25,0	BSPP	1-11	18,0

AGF connection according to DIN 3901 heavy duty range with pipe thread G (BSPP), type A to DIN 3852-2.

**// STANDARD ISO 5675 - POPPET SVK-1H - PUSH PULL**

**Male coupling - Male thread**

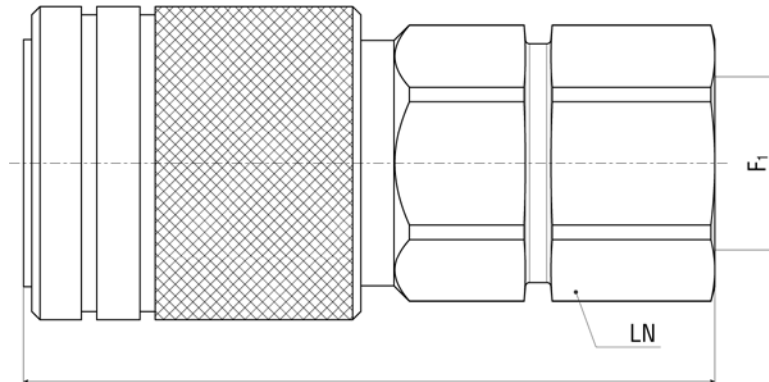
Item Code				WP Conn.	Thread 1	F1	t1
	Dash	mm	inch	MPa			mm
1229015	05	8,0	5/16"	40,0	BSPP	1/4-19	12,0
1229016	05	8,0	5/16"	40,0	BSPP	3/8-19	12,0
1229017	08	13,0	1/2"	25,0	BSPP	1/2-14	14,0
1229019	12	19,0	3/4"	25,0	BSPP	3/4-14	16,0
1229018	12	19,0	3/4"	25,0	BSPP	1-11	18,0

AGF connection according to DIN 3901 heavy duty range with pipe thread G (BSPP), type A to DIN 3852-2.

Dimensions shown may be changed without prior notice

## // SPK-1H

POPPET STANDARD ISO 5675



### // STANDARD ISO 5675 - POPPET SPK-1H - PUSH PULL

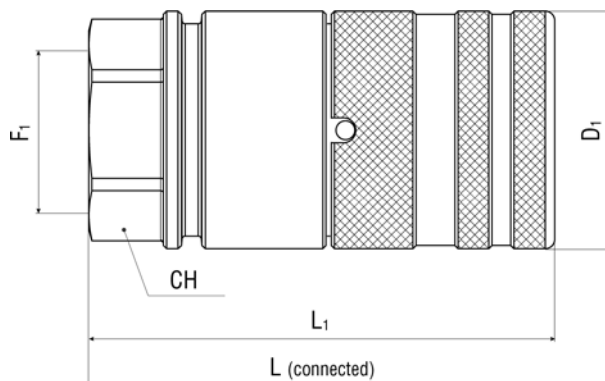
Female coupling - Female thread

Item Code				WP Conn.	Thread 1	F1	L1
	Dash	mm	inch	MPa			mm
1231470	08	13,0	1/2"	25,0	BSPP	1/2-14	84,0
1231473	08	13,0	1/2"	25,0	MET	M22X1.5	84,0
1231471	08	13,0	1/2"	25,0	NPTF	1/2-14	84,0
1231472	08	13,0	1/2"	25,0	SAE-OB	3/4-16	84,0

BSPP connection according to DIN 3852-2-X, NPTF connection according to ANSI B1-20.3, metric connection according to DIN 3852, SAE UNF/UN connection according to SAE J 1926-1.

# // FPK

## FLAT FACE STANDARD ISO 16028



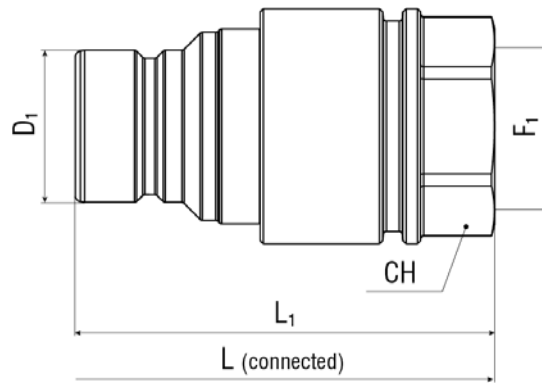
### // STANDARD ISO 16028 - FLAT FACE FPK

#### Female coupling - Female thread

Item Code	⌀		WP Conn. MPa	BP Disconn. MPa	Thread 1	F1	D1	CH	L1	L	
	Dash	mm									inch
1229101	04	6,0	1/4"	35,0	140,0	BSPP	1/4-19	26,0	22,0	57,8	97,00
1229102	06	10,0	3/8"	35,0	140,0	BSPP	3/8-19	32,0	27,0	69,3	117,00
1224380	06	10,0	3/8"	35,0	140,0	BSPP	1/2-14	32,0	27,0	69,3	117,00
1229103	08	13,0	1/2"	35,0	140,0	BSPP	1/2-14	38,0	32,0	74,5	125,00
1224381	08	13,0	1/2"	35,0	140,0	BSPP	3/4-14	38,0	32,0	74,5	125,00
1232287	10	16,0	5/8"	35,0	140,0	BSPP	3/4-14	40,0	34,0	81,3	134,00
1229105	12	19,0	3/4"	35,0	140,0	BSPP	3/4-14	48,0	42,0	93,0	156,00
1224382	12	19,0	3/4"	35,0	140,0	BSPP	1-11	48,0	42,0	93,0	156,00
1229106	16	25,0	1"	35,0	140,0	BSPP	1 1/4-11	55,0	50,0	101,0	177,00
1231464	16	25,0	1"	35,0	140,0	BSPP	1-11	55,0	50,0	101,0	177,00
1240741	08	13,0	1/2"	35,0	140,0	D24L	M30X2	38,0	32,0	116,6	209,20
1231469	06	10,0	3/8"	35,0	140,0	MET	M22X1.5	32,0	27,0	69,3	117,00
1229213	04	6,0	1/4"	35,0	140,0	NPTF	1/4-18	26,0	22,0	57,8	97,00
1229215	06	10,0	3/8"	35,0	140,0	NPTF	1/2-14	32,0	27,0	69,3	117,00
1229214	06	10,0	3/8"	35,0	140,0	NPTF	3/8-18	32,0	27,0	69,3	117,00
1229217	08	13,0	1/2"	35,0	140,0	NPTF	3/4-14	38,0	32,0	74,5	125,00
1229216	08	13,0	1/2"	35,0	140,0	NPTF	1/2-14	38,0	32,0	74,5	125,00
1232382	10	16,0	5/8"	35,0	140,0	NPTF	3/4-14	40,0	34,0	81,3	134,00
1229219	12	19,0	3/4"	35,0	140,0	NPTF	3/4-14	48,0	42,0	93,0	156,00
1232460	12	19,0	3/4"	35,0	140,0	NPTF	1-11 1/2	48,0	42,0	93,0	156,00
1231467	16	25,0	1"	35,0	140,0	NPTF	1-11 1/2	55,0	50,0	101,0	177,00
1233075	16	25,0	1"	35,0	140,0	NPTF	1 1/4-11 1/2	55,0	50,0	101,0	177,00
1233978	04	6,0	1/4"	35,0	140,0	SAE-OB	7/16-20	26,0	22,0	57,8	97,00
1229236	06	10,0	3/8"	35,0	140,0	SAE-OB	9/16-18	32,0	27,0	69,3	117,00
1229238	08	13,0	1/2"	35,0	140,0	SAE-OB	3/4-16	38,0	32,0	74,5	125,00
1232384	10	16,0	5/8"	35,0	140,0	SAE-OB	1 1/16-12	40,0	34,0	81,3	134,00
1229241	12	19,0	3/4"	35,0	140,0	SAE-OB	1 1/16-12	48,0	42,0	93,0	156,00
1229243	16	25,0	1"	35,0	140,0	SAE-OB	1 5/16-12	55,0	50,0	101,0	177,00

BSPP connection according to DIN 3852-2-X, NPTF connection according to ANSI B1-20.3, metric connection according to ISO 6149-1, SAE UNF/UN connection according to SAE J 1926-1.

Dimensions shown may be changed without prior notice



## // STANDARD ISO 16028 - FLAT FACE FPK

### Male coupling - Female thread

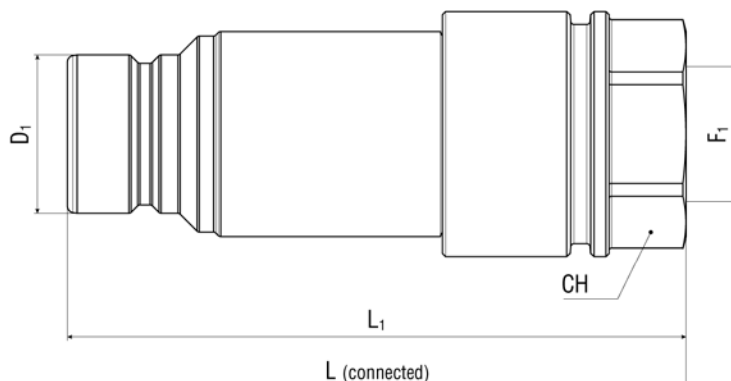
Item Code	⊕		WP Conn. MPa	BP Disconn. MPa	Thread 1	F1	D1 mm	CH mm	L1 mm	L mm	
	Dash	mm									inch
1229109	04	6,0	1/4"	35,0	140,0	BSPP	1/4-19	16,2	20,0	50,5	97,00
1229110	06	10,0	3/8"	35,0	140,0	BSPP	3/8-19	19,7	27,0	64,0	117,00
1229111	06	10,0	3/8"	35,0	140,0	BSPP	1/2-14	19,7	27,0	64,0	117,00
1229112	08	13,0	1/2"	35,0	140,0	BSPP	1/2-14	24,6	32,0	68,0	125,00
1224377	08	13,0	1/2"	35,0	140,0	BSPP	3/4-14	24,6	32,0	68,0	125,00
1232288	10	16,0	5/8"	35,0	140,0	BSPP	3/4-14	27,0	34,0	70,0	134,00
1229113	12	19,0	3/4"	35,0	140,0	BSPP	3/4-14	29,9	42,0	85,0	156,00
1224378	12	19,0	3/4"	35,0	140,0	BSPP	1-11	29,9	42,0	85,0	156,00
1231463	16	25,0	1"	35,0	140,0	BSPP	1-11	36,0	50,0	99,0	177,00
1229114	16	25,0	1"	35,0	140,0	BSPP	1 1/4-11	36,0	50,0	99,0	177,00
1231468	06	10,0	3/8"	35,0	140,0	MET	M22X1.5	19,7	27,0	64,0	117,00
1229224	04	6,0	1/4"	35,0	140,0	NPTF	1/4-18	16,2	20,0	50,5	97,00
1229226	06	10,0	3/8"	35,0	140,0	NPTF	1/2-14	19,7	27,0	64,0	117,00
1229225	06	10,0	3/8"	35,0	140,0	NPTF	3/8-18	19,7	27,0	64,0	117,00
1229227	08	13,0	1/2"	35,0	140,0	NPTF	1/2-14	24,6	32,0	68,0	125,00
1229228	08	13,0	1/2"	35,0	140,0	NPTF	3/4-14	24,6	32,0	68,0	125,00
1232383	10	16,0	5/8"	35,0	140,0	NPTF	3/4-14	27,0	34,0	70,0	134,00
1232461	12	19,0	3/4"	35,0	140,0	NPTF	1-11 1/2	29,9	42,0	85,0	156,00
1229230	12	19,0	3/4"	35,0	140,0	NPTF	3/4-14	29,9	42,0	85,0	156,00
1231466	16	25,0	1"	35,0	140,0	NPTF	1-11 1/2	36,0	50,0	99,0	177,00
1233076	16	25,0	1"	35,0	140,0	NPTF	1 1/4-11 1/2	36,0	50,0	99,0	177,00
1233980	04	6,0	1/4"	35,0	140,0	SAE-OB	7/16-20	16,2	20,0	50,5	97,00
1229247	06	10,0	3/8"	35,0	140,0	SAE-OB	9/16-18	19,7	27,0	64,0	117,00
1229249	08	13,0	1/2"	35,0	140,0	SAE-OB	3/4-16	24,6	32,0	68,0	125,00
1232385	10	16,0	5/8"	35,0	140,0	SAE-OB	1 1/16-12	27,0	34,0	70,0	134,00
1229252	12	19,0	3/4"	35,0	140,0	SAE-OB	1 1/16-12	29,9	42,0	85,0	156,00
1229254	16	25,0	1"	35,0	140,0	SAE-OB	1 5/16-12	36,0	50,0	99,0	177,00

BSPP connection according to DIN 3852-2-X, NPTF connection according to ANSI B1-20.3, metric connection according to ISO 6149-1, SAE UNF/UN connection according to SAE J 1926-1.



## // FPK-P

### FLAT FACE STANDARD ISO 16028



## // STANDARD ISO 16028 - FLAT FACE FPK-P CONNECTABLE UNDER PRESSURE

### Male coupling - Female thread

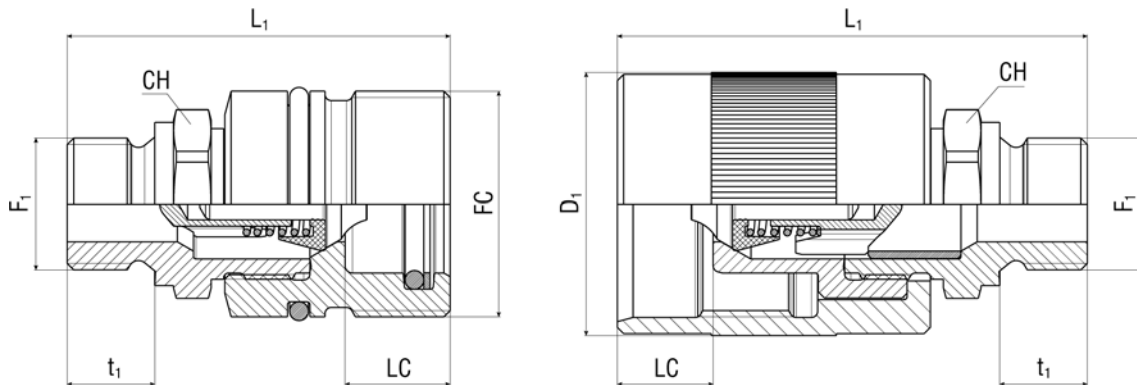
Item Code	⊘		WP Conn. MPa	BP Disconn. MPa	Thread 1	F1	D1 mm	CH mm	L1 mm	L mm	
	Dash	mm									inch
1232283	06	10,0	3/8"	35,0	140,0	BSPP	3/8-19	19,7	27,0	82,5	134,00
1231474	08	13,0	1/2"	35,0	140,0	BSPP	1/2-14	24,6	32,0	94,5	152,00
1232284	12	19,0	3/4"	35,0	140,0	BSPP	3/4-14	29,9	42,0	118,5	189,50
1234990	06	10,0	3/8"	35,0	140,0	NPTF	3/8-18	19,7	27,0	82,5	134,00
1234991	08	13,0	1/2"	35,0	140,0	NPTF	1/2-14	24,6	32,0	94,5	152,00
1234992	12	19,0	3/4"	35,0	140,0	NPTF	3/4-14	29,9	42,0	118,5	189,50

BSPP connection according to DIN 3852-2-X, NPTF connection according to ANSI B1-20.3.

Dimensions shown may be changed without prior notice

## // HDK

### SCREW TYPE POPPET STANDARD ISO 14541



## // SCREW COUPLING - POPPET HDK

### Female coupling (fixed part) - Male thread

Item Code				WP Conn. MPa	Thread 1	F1	FC	t1	CH	LC	L1
	Dash	mm	inch								
1228935	05	8,0	5/16"	45,0	BSPP	3/8-19	M28x2	12,0	22,0	14,5	54,0
1219534	08	13,0	1/2"	40,0	BSPP	1/2-14	M36x2	14,0	27,0	17,0	61,5
1228937	16	25,0	1"	31,5	BSPP	1-11	M48x3	18,0	41,0	26,0	90,0
1228936	16	25,0	1"	31,5	BSPP	3/4-14	M48x3	16,0	41,0	26,0	87,5

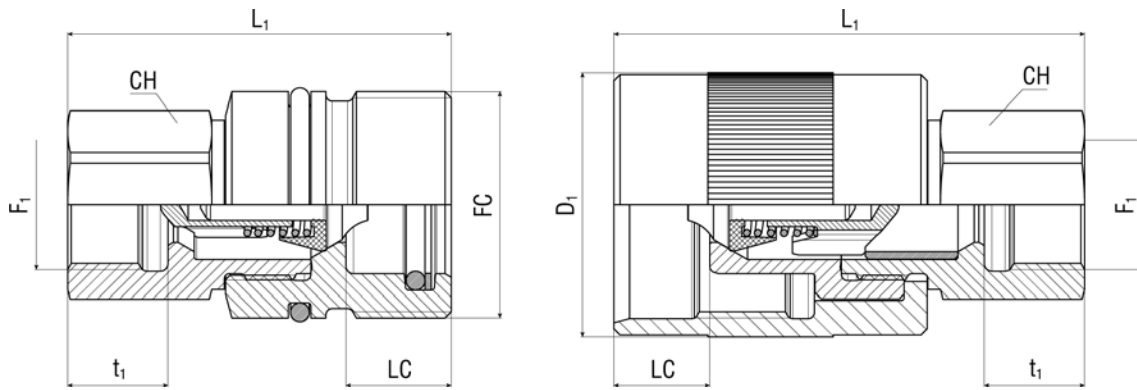
AGF connection according to DIN 3901 heavy duty range with pipe thread G (BSPP), type A to DIN 3852-2.

## // SCREW COUPLING - POPPET HDK

### Male coupling (loose part) - Male thread

Item Code				WP Conn. MPa	Thread 1	F1	D1	t1	CH	LC	L1
	Dash	mm	inch								
1228919	05	8,0	5/16"	45,0	BSPP	3/8-19	34,0	12,0	22,0	12,5	64,0
1219526	08	13,0	1/2"	40,0	BSPP	1/2-14	42,0	14,0	27,0	15,5	75,5
1228920	16	25,0	1"	31,5	BSPP	3/4-14	55,0	16,0	41,0	11,0	91,0
1228921	16	25,0	1"	31,5	BSPP	1-11	55,0	18,0	41,0	11,0	91,0

AGF connection according to DIN 3901 heavy duty range with pipe thread G (BSPP), type A to DIN 3852-2.



**// SCREW COUPLING - POPPET HDK**  
**Female coupling (fixed part) - Female thread**

Item Code	⊗			WP Conn. MPa	Thread 1	F1	FC	t1 mm	CH mm	LC mm	L1 mm
	Dash	mm	inch								
1219538	05	8,0	5/16"	45,0	BSPP	3/8-19	M28x2	14,0	22,0	14,5	55,0
1219537	08	13,0	1/2"	40,0	BSPP	1/2-14	M36x2	16,0	27,0	17,0	60,5
1219535	16	25,0	1"	31,5	BSPP	1-11	M48x3	20,0	41,0	26,0	92,5
1219536	16	25,0	1"	31,5	BSPP	3/4-14	M48x3	18,0	41,0	26,0	89,5
1230056	20	32,0	1 1/4"	31,5	BSPP	1 1/4-11	M70x3	-	55,0	36,0	115,0
1228938	08	13,0	1/2"	40,0	NPTF	1/2-14	M36x2	16,5	27,0	17,0	61,5
1228939	16	25,0	1"	31,5	NPTF	3/4-14	M48x3	17,0	41,0	26,0	84,5
1228940	16	25,0	1"	31,5	NPTF	1-11 1/2	M48x3	20,5	41,0	26,0	88,5
1232387	20	32,0	1 1/4"	31,5	NPTF	1 1/4-11 1/2	M70x3	-	55,0	36,0	115,0
1231479	16	25,0	1"	31,5	SAE-OB	1 1/16-12	M48x3	18,0	41,0	26,0	89,5

BSPP connection according to DIN 3852-2-X, NPTF connection according to ANSI B1-20.3, metric connection according to DIN 3852, SAE UNF/UN connection according to SAE J 1926-1.

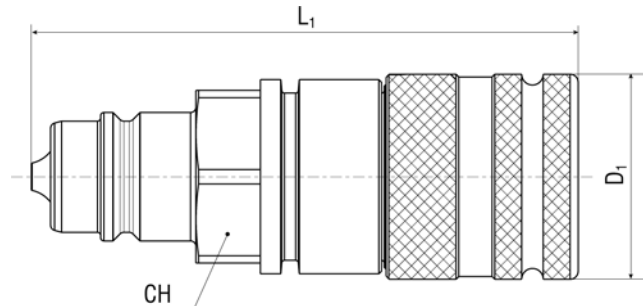
**// SCREW COUPLING - POPPET HDK**  
**Male coupling (loose part) - Female thread**

Item Code	⊗			WP Conn. MPa	Thread 1	F1	D1 mm	t1 mm	CH mm	LC mm	L1 mm
	Dash	mm	inch								
1219530	05	8,0	5/16"	45,0	BSPP	3/8-19	34,0	14,0	22,0	12,5	65,0
1219529	08	13,0	1/2"	40,0	BSPP	1/2-14	42,0	16,0	27,0	15,5	74,5
1219528	16	25,0	1"	31,5	BSPP	3/4-14	55,0	18,0	41,0	11,0	98,0
1219527	16	25,0	1"	31,5	BSPP	1-11	55,0	20,0	41,0	11,0	101,0
1230063	20	32,0	1 1/4"	31,5	BSPP	1 1/4-11	80,0	-	55,0	10,0	117,0
1228922	08	13,0	1/2"	40,0	NPTF	1/2-14	42,0	16,5	27,0	15,5	75,5
1228923	16	25,0	1"	31,5	NPTF	3/4-14	55,0	17,0	41,0	11,0	93,0
1228924	16	25,0	1"	31,5	NPTF	1-11 1/2	55,0	20,5	41,0	11,0	97,0
1232388	20	32,0	1 1/4"	31,5	NPTF	1 1/4-11 1/2	80,0	-	55,0	10,0	117,0
1231480	16	25,0	1"	31,5	SAE-OB	1 1/16-12	55,0	18,0	41,0	11,0	98,0

BSPP connection according to DIN 3852-2-X, NPTF connection according to ANSI B1-20.3, metric connection according to DIN 3852, SAE UNF/UN connection according to SAE J 1926-1.

Dimensions shown may be changed without prior notice

## // QUICK RELEASE ADAPTER



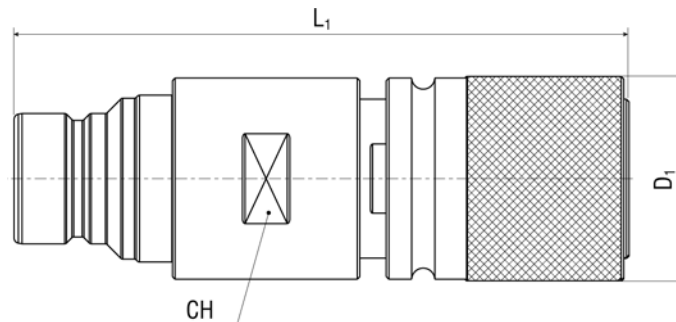
### // QUICK RELEASE ADAPTER - FLAT FACE - ISO A 1/2"

Female flat face ISO 16028 - Male poppet ISO 7241 A

Item Code			WP Conn.	BP Conn.	D1	CH	L1	
	Dash	mm	inch	MPa	MPa	mm	mm	
1230322	08	13,0	1/2"	35,0	140,0	38,0	32,0	102,1

107

FITTINGS



### // QUICK RELEASE ADAPTER - FLAT FACE - ISO A 1/2"

Male flat face ISO 16028 - Female poppet ISO 7241 A

Item Code			WP Conn.	BP Conn.	D1	CH	L1	
	Dash	mm	inch	MPa	MPa	mm	mm	
1230323	08	13,0	1/2"	35,0	140,0	38,6	34,0	116,5



## // ACCESSORIES

HAMMER LUG UNION.....	109
DRY-DISCONNECT.....	111
SAFETY BREAK-AWAY COUPLING.....	112
SWIVEL JOINT.....	114
THREADED ADAPTER.....	115
BALL VALVES.....	116
RETAINING SYSTEMS.....	117
HOSE PROTECTION.....	119
STAINLESS STEEL CHAIN.....	121
NYLON CHAIN.....	122
HOSE FLOATS.....	123
HOOK HOSE LIFTER.....	124


Dimensions shown may be changed without prior notice

**// HAMMER LUG UNION****// HAMMER LUG UNION - FIG. 50****NPT Threaded - 3 Pieces (female/male/nut)****Colour:** red nut, red subs**Use:** recommended for suction and low pressure lines**Sealing:** o-ring sealing**Pressure (cold working):** 500 psi

Item Code	Part Number	NPT Thread in	Material
2307646	I1TE66E6-127127	5"	ASTM A-105 Forged Carbon Steel


**// HAMMER LUG UNION - FIG. 100****NPT Threaded - 3 Pieces (female/male/nut)****Colour:** Black nut, yellow subs**Use:** Recommended for air, water and oil services up to 1000 psi in manifold and line connections**Sealing:** Metal to metal sealing surface**Pressure (cold working):** 1.000 psi

Item Code	Part Number	NPT Thread in	Material
2306831	I1TC66C6-051051	2"	ASTM A-105 Forged Carbon Steel
2306830	I1TC66C6-076076	3"	ASTM A-105 Forged Carbon Steel
2303955	I1TC66C6-102102	4"	ASTM A-105 Forged Carbon Steel
2303956	I1TC66C6-127127	5"	ASTM A-105 Forged Carbon Steel
2303957	I1TC66C6-152152	6"	ASTM A-105 Forged Carbon Steel

**// HAMMER LUG UNION - FIG. 200****NPT Threaded - 3 Pieces (female/male/nut)****Colour:** Blue nut, grey subs**Use:** Recommended for air, water and oil services up to 2000 psi in manifold and line connections**Sealing:** Metal to metal sealing surface**Pressure (cold working):** 2.000 psi

Item Code	Part Number	NPT Thread in	Material
2303958	I1TC96C9-051051	2"	ASTM A-105 Forged Carbon Steel
2306567	I1TC96C9-076076	3"	ASTM A-105 Forged Carbon Steel
2306568	I1TC96C9-102102	4"	ASTM A-105 Forged Carbon Steel
2306903	I1TC96C9-127127	5"	ASTM A-105 Forged Carbon Steel
2306569	I1TC96C9-152152	6"	ASTM A-105 Forged Carbon Steel

**// HAMMER LUG UNION - FIG. 206**



**NPT Threaded - 3 Pieces (female/male/nut)**

**Colour:** Blue nut, grey subs

**Use:** Recommended for air, water and oil services up to 2.000 psi for use in corrosion environments

**Sealing:** Similar to Figure 200. The additional seal in male sub improves the metal to metal sealing surface.

**Pressure (cold working):** 2000 psi

Item Code	Part Number	NPT Thread in	Material
2306158	I1TE36E3-102102	4"	ASTM A-1\05 Forged Carbon Steel
2307644	I1TE36E3-127127	5"	ASTM A-105 Forged Carbon Steel
2307645	I1TE36E3-152152	6"	ASTM A-105 Forged Carbon Steel

**// HAMMER LUG UNION - FIG. 602**



**NPT Threaded - 3 Pieces (female/male/nut)**

**Colour:** Black nut, orange subs

**Use:** Recommended for water, oil, gas and mud services up to 6000 psi

**Sealing:** Replaceable, Lip type rubber seal provides primary sealing

**Pressure (cold working):** 6.000 psi

Item Code	Part Number	NPT Thread in	Material
2306573	I1TE26E2-025025	1"	Alloy Steel AISI 1040
2306832	I1TE26E2-051051	2"	Alloy Steel AISI 1040
2306834	I1TE26E2-076076	3"	Alloy Steel AISI 1040
2306833	I1TE26E2-102102	4"	Alloy Steel AISI 1040

Dimensions shown may be changed without prior notice

## // DRY-DISCONNECT



Designed for the quick and spill-free connection and disconnection of hoses and pipelines, the self-sealing design ensures the highest level of safety, through the closure of the poppet valve present in both units prior the coupling being disconnected.

- The hose unit, normally connected to the flexible hose
- The tank unit, normally connected to a fixed point i.e. a ship's manifold.

### // DRY DISCONNECT COUPLING

#### Hose unit - NPT Female

Item Code	Part Number	Thread type 1	Head DN side 1 in	Head DN side 1 mm	Thread type 2	Thread 2 in	Material
2306360	I5AD7828-164114	DRY-DISC	4"	164	NPT	4"	ALUMINIUM
2307651	I3AD7828-164114	DRY-DISC	4"	164	NPT	4"	S/S 316

### // DRY DISCONNECT COUPLING

#### Tank unit - NPT Female

Item Code	Part Number	Thread type 1	Head DN side 1 in	Head DN side 1 mm	Thread type 2	Thread 2 in	Material
2306837	I5AD7628-164114	DRY-DISC	4"	164	NPT	4"	ALUMINIUM
2307650	I3AD7628-164114	DRY-DISC	4"	164	NPT	4"	S/S 316

### // DRY DISCONNECT COUPLING

#### Dust cap for Tank unit

Item Code	Part Number	Thread type 1	Head DN side 1 in	Head DN side 1 mm	Thread type 2	Thread 2 in	Material
2307648	IQAD7900-164	DRY-DISC	4"	164	POLYETHYLENE	4"	ALUMINIUM

### // DRY DISCONNECT COUPLING

#### Dust plug for Hose unit

Item Code	Part Number	Thread type 1	Head DN side 1 in	Head DN side 1 mm	Thread type 2	Thread 2 in	Material
2307647	IQAD7700-164	DRY-DISC	4"	164	POLYETHYLENE	4"	ALUMINIUM



## // SAFETY BREAK-AWAY COUPLING

Safety Break-away couplings are used to prevent pull away accidents, protect terminal and loading/unloading equipment and eliminate unwanted product release. The coupling is made up of two halves, each with self-sealing poppets; when the break load studs are activated, the poppet valves close the flow in both lines. They give passive security against situations where a hose or loading arm could be subjected to inadvertent excessive loads.



### MARINE BREAK-AWAY

Marine Safety Break-aways are designed to only release by inline pull and used between two strings of hose. Compared to Industrial Break-away, this coupling has the same internal mechanism but with additional external features that provide increased resistance to torsional and bending moment forces, preventing premature activation in the unpredictable marine environment. Typical applications include ship to offshore platform, and ship to ship product transfer operations.

### INDUSTRIAL BREAK-AWAY

Typically installed into loading arm and hose assemblies, where at least one side of the coupling is attached to a rig and fixed point. Coupling release with a tensile force being applied on the coupling housing, up to 90 degrees.

### WEAKLINK - UNVALVED

The poppet valves are not present into the coupling. To be used for example with fresh water systems

## // SAFETY BREAK-AWAY COUPLING - MARINE

Complete coupling: NPT Female

Item Code	Part Number	Thread type 1	Thread 1 in	Thread type 2	Thread 2 in	Material
2307662	I5A28828G1-090090	NPT	3"	NPT	3"	ALUMINIUM
2307663	I5A28828G1-114114	NPT	4"	NPT	4"	ALUMINIUM
2307664	I5A28828G1-140140	NPT	5"	NPT	5"	ALUMINIUM
2307665	I5A28828G1-165165	NPT	6"	NPT	6"	ALUMINIUM
2307653	I3A28828G1-090090	NPT	3"	NPT	3"	S/S 316
2306650	I3A28828G1-114114	NPT	4"	NPT	4"	S/S 316
2307654	I3A28828G1-140140	NPT	5"	NPT	5"	S/S 316
2307655	I3A28828G1-165165	NPT	6"	NPT	6"	S/S 316

Dimensions shown may be changed without prior notice

**// SAFETY BREAK-AWAY COUPLING - INDUSTRIAL****Complete coupling: NPT Female**

Item Code	Part Number	Thread type 1	Thread 1 in	Thread type 2	Thread 2 in	Material
2307662	I5A28828G1-090090	NPT	3"	NPT	3"	ALUMINIUM
2307663	I5A28828G1-114114	NPT	4"	NPT	4"	ALUMINIUM
2307664	I5A28828G1-140140	NPT	5"	NPT	5"	ALUMINIUM
2307665	I5A28828G1-165165	NPT	6"	NPT	6"	ALUMINIUM
2307653	I3A28828G1-090090	NPT	3"	NPT	3"	S/S 316
2306650	I3A28828G1-114114	NPT	4"	NPT	4"	S/S 316
2307654	I3A28828G1-140140	NPT	5"	NPT	5"	S/S 316
2307655	I3A28828G1-165165	NPT	6"	NPT	6"	S/S 316

**// SAFETY BREAK-AWAY COUPLING - WEAKLINK - UNVALVED****Complete coupling: NPT Female**

Item Code	Part Number	Thread type 1	Thread 1 in	Thread type 2	Thread 2 in	Material
2307670	I5A28828G3-090090	NPT	3"	NPT	3"	ALUMINIUM
2307671	I5A28828G3-114114	NPT	4"	NPT	4"	ALUMINIUM
2307672	I5A28828G3-140140	NPT	5"	NPT	5"	ALUMINIUM
2307673	I5A28828G3-165165	NPT	6"	NPT	6"	ALUMINIUM
2307659	I3A28828G3-090090	NPT	3"	NPT	3"	S/S 316
2307579	I3A28828G3-114114	NPT	4"	NPT	4"	S/S 316
2307660	I3A28828G3-140140	NPT	5"	NPT	5"	S/S 316
2307661	I3A28828G3-165165	NPT	6"	NPT	6"	S/S 316

**// SWIVEL JOINT**

Swivel coupling used where torsion can occur during connecting or use; enable free rotation of hoses, fittings, ect.  
Used in offshore hose reels ship-to-shore, oil platform loading rigs, marine loading arms.

**// SWIVEL JOINT****NPT Female - NPT Female**

Item Code	Part Number	Thread type 1	Thread 1 in	Thread type 2	Thread 2 in	Material
2307685	I3A28828G4-114114	NPT	4"	NPT	4"	S/S 316

**// SWIVEL JOINT****90° Elbow: Fixed ASA150 flange - NPT Female**

Item Code	Part Number	Thread type 1	Head DN side 1 mm	Head DN side 1 mm	Thread type 2	Thread 2 in	Material
2307686	I3ABEV28G4-102114	ASA150	4"	102	NPT	4"	S/S 316

Dimensions shown may be changed without prior notice

**// THREADED ADAPTER - DOUBLE NIPPLE: MALE / MALE****// THREADED ADAPTER - DOUBLE NIPPLE: MALE / MALE****Reducing barrel nipple without hexagone from tube: NPT Male - NPT Male**

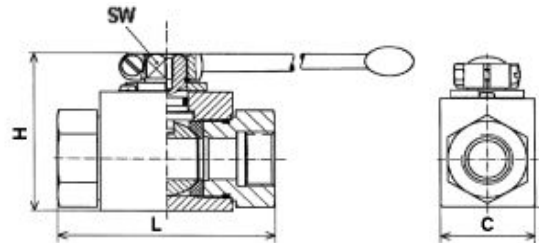
Item Code	Part Number	Thread type 1	Thread 1 in	Thread type 2	Thread 2 in	Material
2307688	I1A28528R-090060	NPT	3"	NPT	2"	S/S 316
2307689	I1A28528R-114060	NPT	4"	NPT	2"	S/S 316
2307690	I1A28528R-114090	NPT	4"	NPT	3"	S/S 316
2307691	I1A28528R-140114	NPT	5"	NPT	4"	S/S 316
2307692	I1A28528R-165140	NPT	6"	NPT	5"	S/S 316

## // BALL VALVE

A complete range to fit low and high pressure lines. Shock-resistant, engineered to be used in harsh environments, they can have connections to pipes or hoses, according to the specific applications demands.

### // 2-WAY BALL VALVE

**Series BKH-MKH DIN-ISO 1219**  
**BSP Female**  
**(NPTF female also available)**

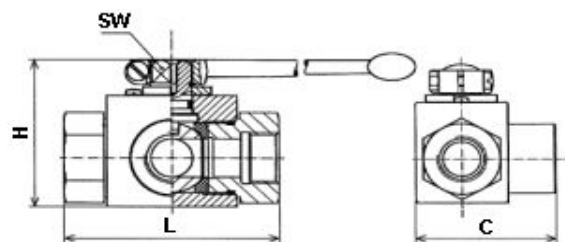


Part Number	ID mm	ID in	ID dash size	Thread size	WP Mpa	WP psi	L mm	C mm	H mm	SW
R1VBKH0006-G041	6	1/4	4	1/4-19	50	7250	69	26	47	9
R1VBKH0010-G061	10	3/8	6	3/8-19	50	7250	72	32	52	9
R1VBKH0013-G081	13	1/2	8	1/2-14	50	7250	83	35	54	9
R1VBKH0020-G121	20	3/4	12	3/4-14	31,5	4550	35	49	75	14
R1VBKH0025-G201	25	1	16	1 1/4-11	31,5	4550	120	58	83	14
R1VBKH0025-G161	25	1	16	1-11	31,5	4550	113	58	83	14
R1VMKH0032-G205	32	1 1/4	20	1 1/4-11	35	5050	111	81	107	17
R1VMKH0040-G245	40	1 1/2	24	1 1/2-11	35	5050	130	100	124	17
R1VMKH0050-G325	50	2	32	2-11	35	5050	140	118	138	17

Stainless steel version available on request

### // 3-WAY BALL VALVE

**Series BK3 DIN 2429**  
**BSP Female**  
**(NPTF female also available)**



Part Number	ID mm	ID in	ID dash size	Thread size	WP Mpa	WP psi	L mm	C mm	H mm	SW
R1VBK3L006-G042	6	1/4	4	1/4-19	31,5	4550	69	48	47	9
R1VBK3L010-G062	10	3/8	6	3/8-19	31,5	4550	72	52	52	9
R1VBK3L013-G082	13	1/2	8	1/2-14	31,5	4550	83	59	54	9
R1VBK3L020-G122	20	3/4	12	3/4-14	31,5	4550	95	72	75	14
R1VBK3L025-G162	25	1	16	1-11	31,5	4550	113	90	83	14

Stainless steel version available on request

Dimensions shown may be changed without prior notice

## // RETAINING SYSTEM

### // WHIP SOCK



Safety retaining sock for various hose types, with tie-on device for retrofitting existed hose lines without disconnecting hose fittings.

Type	for hose O/D in mm	SHH0-63-0002 15 - 25	SHH0-63-0003 20 - 40	SHH0-63-0001 30 - 50	SHH0-63-0004 50 - 65	SHH0-63-0005 60 - 80
R13	DN				31, 40	51
R15	DN			25, 31	40	
4SH	DN		19	25, 31	38	51
4SP	DN	6, 10	12, 16, 19	25		
2SN	DN	6, 8, 10, 12	16, 19, 25	31	38	51
1SN	DN	8, 10, 12, 16	19, 25	31	38	51
241T	DN	8, 10, 12, 16	19, 25			
1SC	DN	10, 12, 16	19, 25			
2SC	DN	8, 10, 12, 16	19, 25			

// WHIP CHAIN



Whip chains are a retaining system made of high tensile cables used for restraint of assemblies, should they accidentally separate.

ALFAGOMMA can offer a wide range of whip chains for:

- Hoses attached with port adapters
- Hoses using flange-style connections

Whip chains are to be used in combination with the specific hose band, depending on diameter.

Item code	Part Number	DESCRIPTION	Additional description
1902258	R1YCCH1-0240250	Retaining Sys. band 24-25mm	STOPFA2425
1902260	R1YCCH1-0250260	Retaining Sys. band 25-26mm	STOPFA2526
1902261	R1YCCH1-0260270	Retaining Sys. band 26-27mm	STOPFA2627
1902263	R1YCCH1-0270280	Retaining Sys. band 27-28mm	STOPFA2728
1902264	R1YCCH1-0280290	Retaining Sys. band 28-29mm	STOPFA2829
1902265	R1YCCH1-0300310	Retaining Sys. band 30-31mm	STOPFA3031
1902267	R1YCCH1-0320330	Retaining Sys. band 32-33mm	STOPFA3233
1902268	R1YCCH1-0340350	Retaining Sys. band 34-35mm	STOPFA3435
1902270	R1YCCH1-0360370	Retaining Sys. band 36-37mm	STOPFA3637
1902272	R1YCCH1-0380390	Retaining Sys. band 38-39mm	STOPFA3839
1902273	R1YCCH1-0390400	Retaining Sys. band 39-40mm	STOPFA3940
1902274	R1YCCH1-0400410	Retaining Sys. band 40-41mm	STOPFA4041
1902275	R1YCCH1-0420430	Retaining Sys. band 42-43mm	STOPFA4243
1902277	R1YCCH1-0430440	Retaining Sys. band 43-44mm	STOPFA4344
1902278	R1YCCH1-0440450	Retaining Sys. band 44-45mm	STOPFA4445
1902279	R1YCCH1-0450470	Retaining Sys. band 45-47mm	STOPFA4547
1902281	R1YCCH1-0480500	Retaining Sys. band 48-50mm	STOPFA4850
1902283	R1YCCH1-0510530	Retaining Sys. band 51-53mm	STOPFA5153
1902285	R1YCCH1-0530540	Retaining Sys. band 53-54mm	STOPFA5354
1902286	R1YCCH1-0540560	Retaining Sys. band 54-56mm	STOPFA5456
1902287	R1YCCH1-0570590	Retaining Sys. band 57-59mm	STOPFA5759
1902288	R1YCCH1-0600620	Retaining Sys. band 60-62mm	STOPFA6062
1902290	R1YCCH1-0630650	Retaining Sys. band 63-65mm	STOPFA6365
1902291	R1YCCH1-0660680	Retaining Sys. band 66-68mm	STOPFA6668
1902292	R1YCCH1-0690710	Retaining Sys. band 69-71mm	STOPFA6971
1902293	R1YCCH1-0720740	Retaining Sys. band 72-74mm	STOPFA7274
1902294	R1YCCH1-0750770	Retaining Sys. band 75-77mm	STOPFA7577
1902295	R1YCCH1-0780800	Retaining Sys. band 78-80mm	STOPFA7880
1902296	R1YCCH1-0810830	Retaining Sys. band 81-83mm	STOPFA8183
1902297	R1YCCH1-0840860	Retaining Sys. band 84-86mm	STOPFA8486
1902299	R1YCCH1-0870890	Retaining Sys. band 87-89mm	STOPFA8789
1902300	R1YCCH1-0900920	Retaining Sys. band 90-92mm	STOPFA9092
1902301	R1YCCH1-0930950	Retaining Sys. band 93-95mm	STOPFA9395
1902252	R1YCCD1-1700200	Retaining Sys. DKO ID17 L300 - sling for M16	STOPFUDIN17
1902510	R1YCCD1-1850200	Retaining Sys. DKO ID18.5 L300 - sling for M18	STOPFUDIN185
1902511	R1YCCD1-2050200	Retaining Sys. DKO ID20.5 L300 - sling for M20	STOPFUDIN205
1902257	R1YCCD1-2250300	Retaining Sys. DKO ID22.5 L300 - sling	STOPFUDIN225
1902259	R1YCCD1-2450200	Retaining Sys. DKO ID24.5 L300 - sling for M24	STOPFUDIN245
1902262	R1YCCD1-2650200	Retaining Sys. DKO ID26.5 L300 - sling for M26	STOPFUDIN265
1902266	R1YCCD1-3050200	Retaining Sys. DKO ID30.5 L300 - sling for M30	STOPFUDIN305
1902269	R1YCCD1-3400450	Retaining Sys. DKO ID34 L450 - sling	STOPFUDIN34
1902271	R1YCCD1-3650450	Retaining Sys. DKO ID36.5 L450 - sling for M36	STOPFUDIN365
1902276	R1YCCD1-4250450	Retaining Sys. DKO ID42.5 L450 - sling for M42	STOPFUDIN425
1902280	R1YCCD1-4550450	Retaining Sys. DKO ID45.5 L450 - sling for M45	STOPFUDIN455
1902512	R1YCCD1-4900450	Retaining Sys. DKO ID49 L450 - sling	STOPFUDIN49
1902284	R1YCCD1-5250450	Retaining Sys. DKO ID52.5 L450 - sling for M52	STOPFUDIN525
1902298	R1YCCF1-0850300	Retaining Sys. FL. ID08.5 L300 - for flange 3000 & 6000 1/2"	STOPFUSAE085
1902243	R1YCCF1-1050450	Retaining Sys. FL. ID10.5 L450 - for flange 3000 3/4"-1"-1 1/4 & 6000 3/4"	STOPFUSAE105
1902246	R1YCCF1-1250450	Retaining Sys. FL. ID12.5 L450 - for flange 3000 1 1/2"-2"-2 1/2 & 6000 1"	STOPFUSAE125
1901675	R1YCCF1-1450450	Retaining Sys. FL. ID14.5 L450 - for flange 6000 1 1/4"	STOPFUSAE145
1901670	R1YCCF1-1650450	Retaining Sys. FL. ID16.5 L450 - for flange 3000 3"-3 1/2"-4"-5" & 6000 1 1/2"	STOPFUSAE165
1901083	R1YCCF1-2050450	Retaining Sys. FL. ID20.5 L450 - for flange 6000 2"	STOPFUSAE205
1902509	R1YCCV1-1300450	Retaining Sys. ID13 L450 - sling for generic fitting	STOPFUVARIE

Dimensions shown may be changed without prior notice

## // HOSE PROTECTION

### // FIRE PROTECTION SLEEVE

Woven mineral fibre flame protection sleeve with silicon external coating.

Used to protect hoses and fittings from extreme temperatures.  
To be fixed with hose clamps or crimped rings.

**Temperature:** +250 °C (482 °F)  
intermittent to 1500 °C (2732 °F)



Item code	Part. Number	d mm
1901772	RLYGAS0-0130000	13
1901103	RLYGAS0-0160000	16
1901774	RLYGAS0-0190000	19
1901775	RLYGAS0-0220000	22
1901771	RLYGAS0-0250000	25
1901151	RLYGAS0-0290000	29
1901770	RLYGAS0-0320000	32
1901110	RLYGAS0-0380000	38
1901773	RLYGAS0-0510000	51
1901114	RLYGAS0-0640000	64
2600094	RLYGAS0-0760000	76

### // MSHA TEXTILE SLEEVE

Polyester sleeve to protect the hose from abrasion, weathering and high temperature.

MSHA IC-152/18 approval.

**Temperature:** -40 °C +150 °C (-40 °F +300 °F)



Item code	Part. Number	ID mm	ID inch
1900143	RTYOG0A-02000T0	20	0,79
1900147	RTYOG0A-02500T0	25	0,98
1900142	RTYOG0A-03000T0	30	1,18
1902519	RTYOG0A-03500T0	35	1,38
1900145	RTYOG0A-04000T0	40	1,57
1900168	RTYOG0A-04500T0	45	1,77
1900183	RTYOG0A-05000T0	50	1,97
1900167	RTYOG0A-06500T0	65	2,56
1900157	RTYOG0A-07500T0	75	2,95
1900151	RTYOG0A-09000T0	90	3,54



**// PLASTIC PROTECTIVE FLAT COIL SLEEVE**

The plastic coil sleeve is resistant against air, water, oil, petrol, hydraulic liquids etc.

This coil sleeve can also be used for group bundling of hose lines.

**Temperature:** -20 °C to +84 °C (-4 °F to +180 °F)

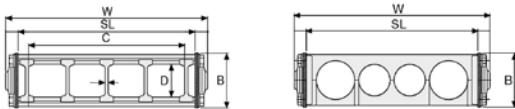


Item code	Part. Number	ID mm	OD in	Hose OD range mm
1901634	RJS1AG0-0130000	13	16	13-18
1901635	RJS1AG0-0160000	16	20	18-24
1901636	RJS1AG0-0200000	20	25	24-28
1901067	RJS1AG0-0270000	27	32	28-40
1902051	RJS1AG0-0350000	35	40	35-45
1901076	RJS1AG0-0430000	43	50	40-55
1902520	RJS1AG0-0550000	55	63	55-62
1901142	RJS1AG0-0660000	66	75	60-70
1901089	RJS1AG0-0800000	80	90	70-90
1901641	RJS1AG0-0990000	99	110	80-105
1902521	RJS1AG0-1270000	127	140	120-150

Dimensions shown may be changed without prior notice

## // CHAINS

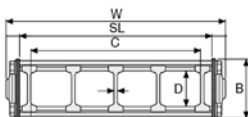
### // STEEL STANDARD CHAINS



Steel chains are born for all applications where the nylon chains are not suitable. Especially for rig, steel chain offers high performance, strength and security. These chains are made of stainless steel with a wide range of aluminum drilled frames or steel rods with movable separators.

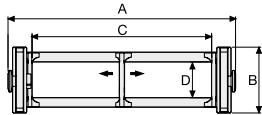
Chain type	Pitch mm	Bending Radius		C Internal width		D Internal height		W External width		B External height mm
		from mm	to mm	from mm	to mm	from mm	to mm	from mm	to mm	
20XL	75	75	305	79	304	32	-	internal width + 32		53
30XL	95	150	535	106	506	52	58	140	540	74
35XL	125	200	600	104	504	65	70	148	548	95
40XN	-	-	-	-	-	-	-	-	-	-
45XN	250	400	1500	300	600	182	180	390	690	220

### // STEEL CUSTOM CHAINS



Chain type	Pitch mm	Bending Radius		C Internal width		D Internal height		W External width from mm	B External height mm
		from mm	to mm	from mm	to mm	to mm			
6350XB	350	500	1500	500	-	337	-	internal width + 98	400
8600XB	625	700	200	1215	-	525	-	internal width + 118	600
8700XB	625	800	1800	760	-	625	-	internal width + 118	700

### // NYLON CHAIN – HEAVY SERIES



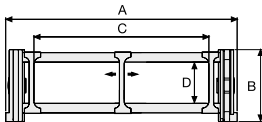
Heavy series nylon chains are made strong and resistant to ensure high response to pull and push forces.

With their heavy connection pivot pin these chains offer high integrity in high performance application. Wide range of cross pieces and nylon separator available.

Chain type	Pitch	Bending Radius		C Internal width		D Internal height		A External width		B External height
	mm	from mm	to mm	from mm	to mm	from mm	to mm	from mm	to mm	mm
306 (SU, B)	65	75	300	43	355	30	37	79	391	55
307 (SU, B)	70	75	250	42	354	40	47	80	392	64
308 (SU, B)	80	150	400	38	350	48	57	82	394	75
309 (SU, B)	100	200	500	64	400	70	75,5	120	456	100
310 (T)	145	200	750	200	600	112	-	260	660	150
H57	90	150	400	50	362	57	-	88	400	85

SI/SE/SU=inner/outer/both radius snapfit, B=bars, T= aluminum draw plates

### // NYLON CHAIN – SLIDING SERIES



Sliding series nylon chains are made for long travel distance and high protection due to the travel in their guide channel. They have a completely smooth surface, integrated skids to permit the chain to slide on itself and no wearing thanks to special polymers. Wide range of cross pieces and separators available.

Chain type	Pitch	Bending Radius		C Internal width		D Internal height		A External width		B External height
	mm	from mm	to mm	from mm	to mm	from mm	to mm	from mm	to mm	mm
326 (SI/SE, B)	65	107	300	61	373	30	37	89	416	59
328 (SI/SE, B)	80	150	400	61	373	48	57	116	428	79
319 (SE, B)	100	200	500	64	400	70	75,5	128	464	107
329 (B, SU, CU)	100	150	600	64	488	75,5	-	128	552	107
478(MI/ME)	105	150	400	74	498	75,5	-	112	536	106,5
M60	90	150	400	115	539	60,5	-	165	589	90
M80	110	200	700	115	539	80,5	-	195	619	117
H80	120	200	600	74	498	80,5	-	129	553	114
H110	160	200	750	74	498	115	-	129	553	155

Dimensions shown may be changed without prior notice

## // HOSE FLOAT

### // HOSE FLOAT




**Features:**

- High buoyancy.
- Strong elastic material with excellent resistance to deformation.

**Material:** low density ethylene vinyl acetate (EVA).

**Size:** 3"- 4"- 5"

Item code	Part Number	Hose DN	ID mm	OD mm	A Length mm	B Groove mm	Weight kg	Buoyancy kg
2303992	RMYGFLK-1000600	76	100	235	600	28	2,24	17
2303993	RMYGFLK-1200600	102	120	235	600	28	2,07	15
2303994	RMYGFLK-1450600	127	145	240	600	28	2,07	15

**// HOOK HOSE LIFTER**

Specifically designed for use in bulk loading hose to move the string during bunkering operations.

Hose lifters are supplied with a retaining clamp to prevent the hook moving out of place on the fitting swaged on the rig supply hose. Supplied with proof load test certificate.

**// HOOK HOSE LIFTER**

**Closed hose lifter - single eye - complete with retaining clamp**

Item code	Part Number	DN in	DN mm	Material
2307641	I1LHF1-076	3"	76	PLATED STEEL
2307576	I1LHF1-102	4"	102	PLATED STEEL
2307642	I1LHF1-127	5"	127	PLATED STEEL
2307643	I1LHF1-152	6"	152	PLATED STEEL

**// HOOK HOSE LIFTER**

**Closed hose lifter - double eye - complete with retaining clamp**

Item code	Part Number	DN in	DN mm	Material
2307638	I1LHF2-076	3"	76	PLATED STEEL
2307383	I1LHF2-102	4"	102	PLATED STEEL
2307639	I1LHF2-127	5"	127	PLATED STEEL
2307640	I1LHF2-152	6"	152	PLATED STEEL



**HEADQUARTER**

**Alfagomma SpA**

Via Torri Bianche 1

20871 Vimercate (MB) Italy

[marketing@alfagomma.com](mailto:marketing@alfagomma.com)

[www.alfagomma.com](http://www.alfagomma.com)