

HYDRAULIC HOSE FITTINGS & ADAPTERS



 **ALFAGOMMA**



A 60-year long-lasting success made up of innovation, high-quality products and services, worldwide coverage and daily commitment to customer value.

This is what Alfagomma is celebrating in 2016, thanks to all the stakeholders who greatly contributed to building up strategic partnerships, closing successful deals and fostering trust in our future.

// PROVIDING EXCELLENCE AND RELIABILITY

2

ALFAGOMMA

Developing cutting-edge technology and innovative solutions. Supplying top quality products worldwide. These are the pillars on which ALFAGOMMA's success has been built since 1956.

Today, ALFAGOMMA plays a leading role in the industrial and hydraulic rubber hoses segment, with 16 plants, 79 subsidiaries and assembly plants and a worldwide presence spread across 21 countries.

The Group has been providing top quality products for 60 years and it has always been known for its excellent technical department: a strong commitment to quality and control design that is reflected in the Group's state-of-the-art product portfolio, which also include adapters and swivel connectors.



**MANUFACTURING
PLANTS**

16

IN 8 COUNTRIES

ITALY – FINLAND
GERMANY – UK
USA – BRAZIL
CHINA – MALAYSIA



**SUBSIDIARIES AND
ASSEMBLY PLANTS**

79

**IN 21 COUNTRIES
AND
5 CONTINENTS**



**QUALITY
CERTIFICATION**

ISO

**ISO 9001
SINCE 1993**

**ISO 14001
SINCE 1999**



EMPLOYEES

3.000

**AROUND
THE WORLD**

// MAIN PLANTS OVERVIEW



// APPLICATIONS OVERVIEW



COMPLETE AND INTEGRATED HYDRAULIC SYSTEM



ALFAGOMMA COMPLETE SYSTEM

- ▲ SAFE AND RELIABLE INTEGRATED SYSTEM
- ▲ FULL RANGE OF HOSES, FITTINGS, ADAPTORS AND QUICK RELEASE COUPLINGS
- ▲ CARBON STEEL AND STAINLESS STEEL RIGID PIPES
- ▲ CUSTOMISED SYSTEMS AND KITS
- ▲ WIDE RANGE OF ARTICLES IN STOCK
- ▲ TOP COAT SURFACE TREATMENT ON ALL OUR METAL PARTS
- ▲ 100% TRACEABILITY FOR EVERY SINGLE COMPONENT

ALFAGOMMA

**MINETUFF
HIGH ABRASION
RESISTANCE**



MINETUFF COVER

- ▲ **EXCELLENT ABRASION RESISTANCE (10 TIMES HIGHER THAN EN-ISO 6945 REQUIREMENT)**
- ▲ **HIGH OZONE RESISTANCE (10 TIMES MORE THAN THE STANDARD)**
- ▲ **MSHA APPROVED COVER**
- ▲ **ALTERNATIVE TO PROTECTIVE SLEEVE IN APPLICATIONS REQUIRING ABRASION RESISTANCE**

SETTING NEW STANDARD

ALFAGOMMA cares for the environment and for your equipment among ALFAGOMMA's newest products are ALFATECH 4000, 5000, 6000 spiral hose, low temperature, Temp Tech, MineTuff, SuperTuff hose and a complete coupling line (two pieces and precrimped ALFACRIMP systems).

They join the extensive range of ALFAGOMMA hose, the high pressure hydraulic components that have set the standard for reliability and durability.

DESIGN

Throughout the world ALFAGOMMA has build up a name synonymous with quality, a reputation based on first class product, a commitment to research and development and ongoing capital investment.

The development and product engineering staff in ALFAGOMMA, continue to provide fluid conveying product innovations that assure better performance and cost saving to our customers.

ALFAGOMMA hose and couplings are designed to work together as a system for problem free performance, no matter what machine you operate. The performance of all our product exceeds SAE, DIN, JIS requirements and some hoses meet the MSHA and LOBA flame resistance requirements, as well.

LEADERSHIP IN HYDRAULIC HOSE AND COUPLING COMPONENTS

ALFAGOMMA has developed into a world leading manufacturer, of fluid power and fluid system components. A positive attitude towards the demands from new equipment which is using the latest technology has seen ALFAGOMMA introduce many outstanding new hydraulic hose types. These hoses have found acceptance in a wide range of industry, some examples are:

Mining	Earthmoving	Moulding
Logging	Agriculture	Drilling
Petroleum	Waste/Refuse	Crane
Railroad	Manufacturing	
Construction	Pulp and Plywood Mills	

GLOBAL COMPANY

Due to our world-wide organisation of subsidiaries and distributors you will always be near a source for ALFAGOMMA products. Your ALFAGOMMA dealer has trained personnel to consult with you on your hose and coupling requirements guaranteeing consistent quality and performance.

OUR COMMITMENT

By remaining alert to customer's needs, ALFAGOMMA is constantly engineering new products for tomorrow's markets as well as modifying them for even higher performances. ALFAGOMMA commitment to innovation and service makes our products known throughout the world for quality, reliability and leadership, when you need quality hose and couplings, use the best available.

Now you can count on ALFAGOMMA for all your needs.

TESTING

ALFAGOMMA laboratories are fully equipped to carry out tests according to standards like SAE, ISO, DIN and JIS. New products are also subjected to laboratory simulation of actual service prior to being released on the market.

WORLD CLASS QUALITY

ALFAGOMMA is working to internationally recognised quality programs requiring stringent standards. Many of our customers are demanding ISO qualification or equivalent as a prerequisite for purchasing. This standard is an assurance of consistent quality.

For ALFAGOMMA this is just the start "do it right from the beginning".

IMPORTANT NOTE FOR USERS

Hose assemblies require caution in use not only to provide long service life but also to guard against potentially dangerous failure.

Serious injury, death and destruction of property can result from the rupture or blowing-apart of a hydraulic hose assembly that is damaged, worn out, badly assembled or installed incorrectly.

Users should follow good maintenance practices. Avoid expensive downtime by establishing a program of inspection, testing and replacement of hose assemblies before failure occurs; taking into account factors including: severity of application, frequency of equipment use, past performance of hose assemblies. Document your maintenance, inspections and testing.

Only properly trained persons should inspect, test or service hose assemblies and this training should be updated regularly.

Users should carefully observe the precautions listed below under "**be aware that**" as well as following closely our recommendations for the selection of hose and couplings. In addition, care should be taken not to exceed the minimum bend radius listed for each hose size and type. Maximum operating pressure should not exceed the pressures listed. Instruction for assembling fittings to different hoses should be followed carefully to ensure the safe performance of the complete assembly.

By following the recommendations on hose assembly routing and installation, improved safety and longer service life of any hose installation will result.

Hydraulic fluid under pressure can be potentially dangerous!!

An explosive burst or stream of escaping fluid can cause damage to equipment as well as serious injury to persons nearby.

BE AWARE THAT...

1. Highly pressurised fluid escaping from a small pinhole can be almost invisible and, yet, exert extreme force capable of penetrating the skin and other body tissues, causing possible severe injury.
2. Hot fluids or chemicals can cause severe burns.
3. Pressurised fluids, if released uncontrolled, can exert a tremendous explosive force.
4. All hydraulic hoses listed in this catalogue are electrically conductive.
5. Some hydraulic fluids are highly flammable.

AND...

1. Always position a shield between you and any pressurised hydraulic lines when working next to them... or shut the pressure off.
2. Wear safety glasses.
3. Do not use your hands to check for leaks. Do not touch a pressurised hydraulic hose assembly with any part of your body, if fluid punctures the skin, even if no pain is felt, a serious emergency exists.
Obtain medical assistance immediately. Failure to do so can result in loss of the injured body part or death.
4. Stay out of hazardous areas while testing hose assemblies under pressure. Use proper safety protection.
5. If an injury or reaction occurs, get medical attention right away.
6. Use only non conductive thermoplastic hoses where electrical conductivity is not desired: for instance, equipment working on electric power lines.

ALFAGOMMA hose and fitting are designed, engineered and tested to be used together in an assembly.

The use of ALFAGOMMA fittings on other manufactures hose or the use of ALFAGOMMA hose with other manufactures fittings may result in the production of unreliable or unsafe assemblies. It is neither recommended nor authorised by ALFAGOMMA.

ALFAGOMMA recommends only those hose and coupling combinations specified in the ALFAGOMMA Hydraulic Products Catalogues.

ALFAGOMMA disclaims any liability for any hose assemblies which have not been produced in conformance with ALFAGOMMA assembly recommendations and current crimp data charts.

Extensive impulse testing has been performed by ALFAGOMMA to verify the recommendations contained in this catalogue. A simple burst or pressure test cannot determine a hose and coupling combination.

Any claim for defects must be made in writing on the appropriate ISO9000 complaint form within 8 days from receipt of the product. ALFAGOMMA will have a reasonable opportunity thereafter to examine and investigate the alleged defect.

The customer's exclusive remedy with respect to any claim of any kind whatsoever shall be refund of the purchase price or replacement of the product at the option of ALFAGOMMA and in no event shall ALFAGOMMA be liable for any incidental or consequential damages whatsoever.

REFERENCE SPECIFICATIONS

SAE -	Society of Automotive Engineers	MSHA -	U.S. Mine Safety and Health Administration
DNV -	Det Norske Veritas	LOBA -	Landesobergamnt Nordrhein - Westfalen
EN -	European Norm	AS -	Australian Standard
DIN -	Deutsche Institute Normen	BV -	Bureau Veritas
CERCHAR -	Centre d'Etudes et Recherches Des Charbonnages de France	GL -	Germanischer Lloyd
		ISO -	International organization for Standardization

The listing below are intended only as guides in identifying which ALFAGOMMA hoses comply with requirements of various agencies.

Hose	SAE J517	EN	ISO	Alfagomma Proprietary Hose	DNV GL	ABS	BV	NKK	RINA	Lloyd's Register	MSHA ²	USDOT ³	TEST
Flexor 1TE/R6 HF	100 R6	854 R6											
Flexor 2TE HF		854 2TE											
Flexor 3TE/R3 HF	100 R3	854 3TE											
Flexor R4	100 R4						X						
Flexor 5	100 R5											X	
Flexor 7	100 R7	855 R7	3949										
Flexor 8	100 R8	855 R8											
Flexor 1SN-R1AT HF	100 R1AT	853 1SN	1436		X	X							
Flexor 1SN-R1AT MT	100 R1AT	853 1SN			X	X					X		
Flexor 1ST-R1AT	100 R1A	853 1ST	1436		X	X	X	X	X	X	X		
Flexor 2SN-R2AT HF	100 R2AT	853 2SN	1436		X	X							
Flexor 2SN-R2AT MT	100 R2AT	853 2SN			X	X					X		
Flexor 2ST-R2AT	100 R2A	853 2ST	1436		X	X	X	X	X	X	X		X
Flexopak PLT				X									
Flexopak 1SC		857 1SC	11237		X		X						
Flexopak 2	100 R16	857 2SC	11237		X				X		X		
Flexopak 2SC HF	100 R16	857 2SC	11237		X	X	X						
Flexor 4SP		856 4SP			X	X	X	X	X		X		X
Flexor 4SH		856 4SH			X	X	X	X	X	X	X		X
Flexor R12	100 R12	856 R12			X	X		X	X		X		
Flexor R13	100 R13	856 R13			X	X	X	X	X	X	X		X
Flexor R15	100 R15				X	X	X		X				
Alfabiotech 3000	EX SAE R12		18752	X							X		
Alfabiotech 4000			18752	X	X						X		
Alfabiotech 5000			18752	X	X						X		
Alfabiotech 5000P			18752	X	X						X		
Alfabiotech 6000	EX SAE R15		18752	X	X		X				X		
Alfatech 3000	100 R17	857 Ø 3/8"	11237	X		X					X		
Alfatech 7000				X							X		
Alfatech 8000				X							X		
Flexopak 2 HT	100 R16	857 2SC	11237										
Temp Tech 1SN	100 R1AT	853 1SN	1436	X	X								
Temp Tech 2SN	100 R2AT	853 2SN	1436	X									
Flexopak 2 LT	100 R16	857 2SC		X									
Alfaforest				X									
Flexor 4SP LT		856 4SP		X									
Flexor 4SH LT		856 4SH		X									
Alfajet 210				X									
Alfajet 400				X									

1- DNV approvals are with permanent (crimp) type fittings only

2- Hoses with MSHA approved cover are always branded "MSHA"

3- DOT Type All TYPE All FMVSS 106 approval up to size -12

Listing may vary by style and size, for current and complete information, contact ALFAGOMMA for details.

SAFETY GUIDE AND BASIC FACTORS FOR THE SELECTION, INSTALLATION AND MAINTENANCE OF HOSE AND HOSE ASSEMBLIES

Hydraulic hose (and hose assemblies) has a limited life dependent on service conditions to which is applied.

Subjecting hose (and hose assemblies) to conditions more severe than the recommended limits significantly reduce service life. Exposure to combinations of recommended limits (i.e., continuous use at maximum rated working pressure, maximum recommended operating temperature and minimum bend radius) will also reduce service life.

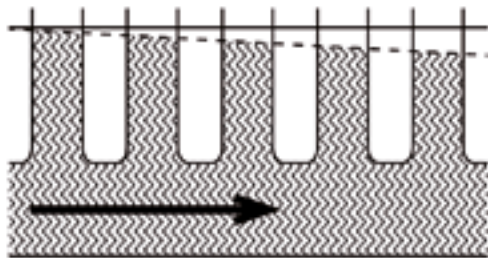
WARNING: FAILURE TO FOLLOW PROPER SELECTION, INSTALLATION AND MAINTENANCE PROCEDURES MAY RESULT IN PREMATURE FAILURES, BODILY INJURY, AND DAMAGE TO PROPERTY.

1. SELECTION - The following is a list of factors which must be considered before the selection of a hose can be made:

1.1 Line size

In order to achieve maximum efficiency in a hydraulic system, it is necessary to keep pressure losses (resistance to the volumetric flow) to a minimum when a fluid is conveyed by the different types of flow lines.

When a fluid flows through a flow line, heat is generated by friction. Thus part of the energy is lost as heat energy, which results in a pressure loss.



These pressure losses depend upon:

- flow velocity (for a given volumetric flow, the fluid flow velocity increases with a decrease in the cross sectional area of a flow line and vice versa)
- length of the flow line
- the viscosity of the fluid flowing
- the density of the fluid flowing
- the type of flow (laminar or turbulent)

Types of flow - The type of flow changes from laminar to turbulent at a certain flow velocity. This velocity is given by the Reynold's Number Re.

For cylindrical flow lines the following formula applies:

$$Re = \frac{v \times d}{\nu} \quad \text{where: } v = \text{velocity (m/s)}$$

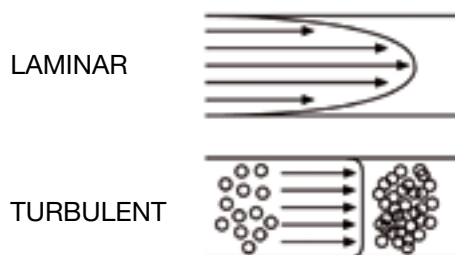
$$d = \text{flow line internal dia (m)}$$

$$\nu = \text{kinematic viscosity (m}^2\text{/s)}$$

As soon as the value for Re exceeds 2300, the laminar flow changes to turbulent flow.

Laminar flow - In laminar flow, the individual fluid particles move up to certain speeds in uniform layers alongside each other. They scarcely disturb or influence each other.

Turbulent flow - If the value for Re exceeds 2300, flow becomes whirling and turbulent. The individual particles no longer move in one direction in an orderly fashion, but influence and hinder each other.



Certain fluid flow velocities have proved to be most suitable for hydraulic flow lines.

Recommended flow velocities:

Suction lines:	0.5 ... 1.2 m/s	1.6 ... 4 feet/s
Return lines:	2 ... 3 m/s	6.5 ... 10 feet/s
Pressure lines:	4 ... 7.5 m/s	13...25 feet/s

FLOW CAPACITY NORMOGRAM

Flow Capacities of Hose at Recommended Flow Velocities

The chart below is provided as an aid in the determination of the correct hose size.

Example: at 45 l/min, what is the proper hose size within the recommended velocity range for pressure lines?

Locate 45 l/min in the left-hand column and 7,5 m/s in the right-hand column (the maximum recommended velocity range for pressure lines).

Lay a straight line across these two points. The inside diameters shown in the centre column is above 9,5 mm so we have to use 12,7 mm (1/2"). For suction hose, follow the same procedure except use recommended velocity range for intake lines in the righthand column.

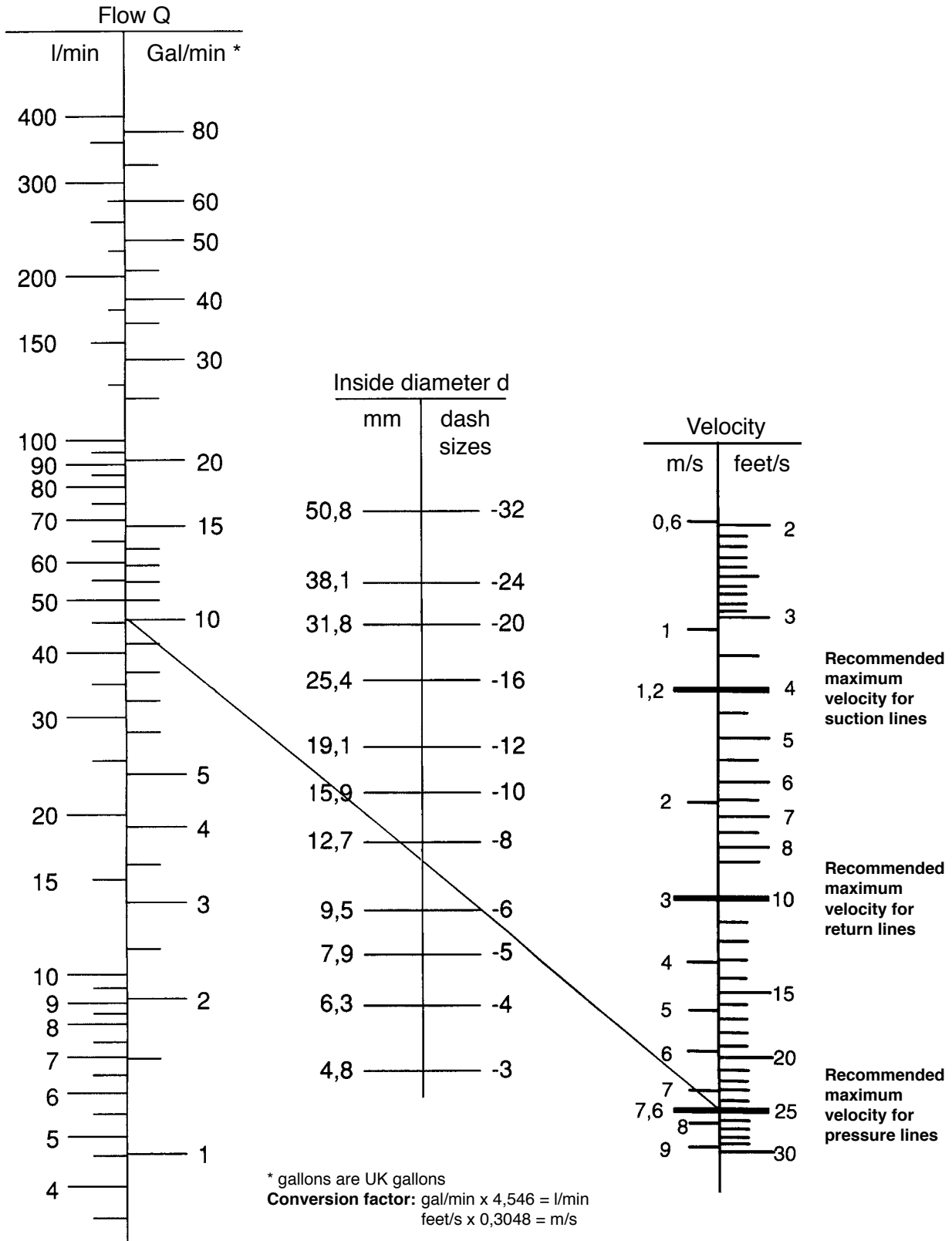
where Q = flow in liters per seconds (l/sec)

V = velocity in meters per seconds (m/s)

d = hose inside diameter (mm & dash size)

TECHNICAL INFORMATION – NORMOGRAM OF THE FLOW

The normogram herewith is pivotal to help you find the hose diameter by knowing the liquid flow and speed. In order to find the correct diameter you should trace a line between the flow value (l/min) and the suggested speed (m/sec) according to the kind of delivery (pressure or return). The value touched by the line in the central column will indicate the hose ID (mm/inches) that must be used.



It is therefore important to calculate correctly the required flow line sizes. Undersized pressure lines results in high fluid velocity causing an excessive pressure drop, and heat built up, which impair overall system performance.

Undersized suction lines can cause cavitation at the hydraulic pump inlet, affecting performance, shortening pump life, and creating excessive noise levels.

The flow capacity normogram on page (12) is an aid to determine the correct hose internal diameter size, desired flow rate and recommended velocity. By the use of any two known factors, the third can be determined.

1.2 Pressure:

After determining the system pressure for a hydraulic system, hose selection must be made so that the recommended maximum operating pressure specified by a given hose, is equal or greater than the system pressure. Dynamic pressure is common for all hydraulic systems.

Pressure surges which exceed the maximum working pressure (pressure relief valve setting) affect the service life of system components, including a hose assembly and therefore need to be taken into consideration. Hoses used for suction lines must be selected to ensure the hose will withstand the negative pressure of the system.

1.3 Temperature:

Care must be taken to ensure that the operating temperature of the fluid being conveyed and ambient temperatures, do not exceed the limitations of the hose.

Special care must be taken when routing near hot manifolds or molten metal.

1.4 Fluid Compatibility:

Hose selection must assure compatibility of the hose tube, cover, reinforcement, and fittings with the fluid used.

Additional caution must be observed in hose selection for gaseous applications. Some fire resistant fluids require the same hose as petroleum oil. Some use a special hose, while a few fluids will not work with any hose at all.

For gas application, where compatible with Alfagomma Hoses, and at pressure above 10bar, the hose cover shall be pin-pricked.

1.5 Permeation:

Permeation (that is, seepage through the hose) will occur from inside the hose to outside when hose is used with gases, liquid and gas fuels, and refrigerants (including but not limited to such materials such as helium, fuel oil, natural gas or freon). This permeation may result in high concentrations of vapours which are potentially flammable, explosive, or toxic and in loss of fluid.

Even though the fluid compatibility is acceptable, you must take into account the fact that permeation will occur and could be hazardous. Permeation of moisture from outside the hose to inside the hose will also occur. If this moisture permeation would have detrimental effects (particularly but not limited to refrigeration and air conditioning systems), incorporation of sufficient drying capacity in the system or other appropriate system safeguards should be selected and used.

1.6 Routing:

Attention must be given to optimum routing to minimise inherent problems. Restrain, protect or guide hose with the use of clamps if necessary to minimise risk or damage due to excessive flexing, whipping or contact with other moving parts or corrosives. Determine hose lengths and configurations that will result in proper routing and protection from abrasion, snagging or kinking and provide leak resistant connections.

1.7 Environment:

Care must be taken to ensure that the hose and fittings are either compatible with or protected from the environment to which they are exposed. Environmental conditions including but not limited to ultraviolet light, heat, ozone, moisture, water, salt water, chemicals, and air pollutants can cause degradation and premature failure and, therefore, must be considered.

1.8 Mechanical Loads:

External forces can significantly reduce hose life. Mechanical loads which must be considered include excessive flexing, twist, kinking, tensile or side loads, bend radius, and vibration. Use of swivel type fittings or adaptors may be required to ensure no twist is put into the hose. Unusual applications may require special testing prior to hose selection.

1.9 Abrasion:

While a hose is designed with a reasonable level of abrasion resistance, care must be taken to protect the hose from excessive abrasion which can result in erosion, snagging, and cutting of the hose cover. Exposure of the reinforcement will significantly accelerate hose failure.

1.10 Proper End Fitting:

Care must be taken to ensure proper compatibility exists between the hose and coupling selected based on the manufacturer's recommendations substantiated by testing to industry standards such as SAE J517 DIN 20024, JIS B 8360.

1.11 Length:

When establishing proper hose length, motion absorption, hose length changes due to pressure, as well as hose and machine tolerances must be considered.

1.12 Specifications and Standards:

When selecting hose and fittings, government, industry, and manufacturer's specifications and recommendations must be reviewed as applicable.

1.13 Hose Cleanliness:

Hose components may vary in cleanliness levels. Care must be taken to ensure that the assemblies selected have an adequate level of cleanliness for the application.

1.14 Welding and Brazing:

Heating of plated parts, including hose fittings and adaptors, above 232° C (450° F) such as during welding, brazing, or soldering may emit deadly gases.

1.15 Electrical Conductivity:

Certain applications require that a hose be non-conductive to prevent electrical current flow. Other applications require the hose to be sufficiently conductive to drain off static electricity.

Extreme care must be exercised when selecting hose and fittings for these or any other applications in which electrical conductivity or non-conductivity is a factor.

For applications that require hose to be electrically non-conductive, including but not limited to applications near high voltage electric lines, only special non-conductive hose can be used.

The manufacturer of the equipment in which the non-conductive hose is to be used must be consulted to be certain that the hose and fittings that are selected are proper for the application.

Do not use any **ALFAGOMMA** hose or fitting for any application requiring non-conductive hose, including but not limited to applications near high voltage electric lines, unless the application is expressly approved in the **ALFAGOMMA** technical publication for the product, the SAFETY GUIDE hose is both orange in colour and marked “non-conductive”, and the manufacturer of the equipment on which the hose is to be used specifically approves the particular **ALFAGOMMA** hose and fitting for such use.

ALFAGOMMA does not supply any hose or fittings for conveying paint in airless paint spraying or similar applications and therefore should not be used. A special hose and fitting assembly is required for this application, to avoid static electricity buildup which could cause a spark that may result in an explosion and/or fire.

The electrical conductivity or non-conductivity of hose and fittings is dependant upon many factors and may be susceptible to change. These factors include but are not limited to the various materials used to make the hose and the fittings, manufacturing methods (including moisture control), how the fittings contact the hose, age and amount of deterioration or damage or other changes, moisture content of the hose at and particular time, and others factors.

2. INSTALLATION - After the selection of the correct hose, the following factors must be considered prior to hose and fitting assembly and installation.

2.1 Pre-Installation Inspection:

Prior to installation, a careful examination of the hose must be performed. All components must be checked for correct style, size, and length. The hose must be examined for cleanliness, obstructions, blisters, cover looseness, or any other visible defects.

2.2 Hose and Fitting Assembly:

Do not assemble an **ALFAGOMMA** fitting on an **ALFAGOMMA** hose that is not specified by **ALFAGOMMA** for that hose. Do not assemble **ALFAGOMMA** fittings on another manufacturer's hose or an **ALFAGOMMA** hose on another manufacturer's fitting unless **ALFAGOMMA** approves the assembly in writing, and the user verifies the assembly and the application through analysis and testing. The **ALFAGOMMA** published hose assembly instructions must be followed for assembling the fittings on the hose.

2.3 Related Accessories:

Crimp or swage **ALFAGOMMA** hose or fittings only with **ALFAGOMMA** approved swage or crimp machines and in accordance with the **ALFAGOMMA** published hose assembly instructions.

2.4 Parts:

Do not use any **ALFAGOMMA** hose fitting part (including but not limited to sockets, or inserts) except with the correct **ALFAGOMMA** mating parts, in accordance with **ALFAGOMMA** published hose assembly

2.5 Reusable/Permanent:

Do not reuse any reusable hose coupling that has blown or pulled off a hose. Do not reuse an **ALFAGOMMA** permanent (that is, crimped or swaged) hose fitting or any part thereof.

2.6 Minimum Bend Radius:

Installation of a hose at less than the minimum listed bend radius may significantly reduce the hose life. Particular attention must be given to avoid sharp bending at the hose/fitting juncture.

2.7 Twist Angle and Orientation:

Hose installations must be such that relative motion of machine components does not produce twisting.

2.8 Securement:

In many applications, it may be necessary to restrain, protect, or guide the hose to protect it from damage by unnecessary flexing, pressure surges, and contact with other mechanical components. Care must be taken to ensure such restraints do not introduce additional stress or wear points.

2.9 Proper Connection of Ports:

Proper physical installation of the hose requires a correctly installed port connection while ensuring that no twist or torque is transferred to the hose.

2.10 External Damage:

Proper installation is not complete without ensuring that tensile loads, side loads, kinking, flattening, potential abrasion, thread damage, or damage to sealing surfaces are corrected or eliminated.

2.11 System Checkout:

After completing the installation all air entrapment must be eliminated and the system pressurised to the maximum system pressure and checked for proper function without any leaks. Personnel must stay out of potential hazardous areas while testing.

3. HOSE AND FITTING MAINTENANCE INSTRUCTIONS

Even with proper selection and installation, hose life may be significantly reduced without a continuing maintenance program. Frequency should be determined by the severity of the application and risk potential. A maintenance program must be established and followed to include the following as a minimum:

3.1 Visual Inspection Hose/Fitting:

Any of the following conditions require immediate shut down and replacement of the hose assembly:

- Fitting slippage on hose.
- Damaged, cut or abraded cover (any reinforcement exposed).
- Hard, stiff, heat cracked, or charred hose.
- Cracked, damaged, or badly corroded fittings.
- Leaks at fitting or in hose.
- Kinked, crushed, flattened or twisted hose.
- Blistered, soft, degraded, or loose cover.

3.2 Visual Inspection All Other:

The following items must be tightened, repaired or replaced as required:

- Leaking port conditions
- Remove excess dirt build-up
- Clamp, guards, shields
- System fluid level, fluid type and any air entrapment

3.3. Functional Test:

Operate the system at maximum operating pressure and check for possible malfunctions and freedom from leaks. Personnel must stay out of potential hazardous areas while testing.

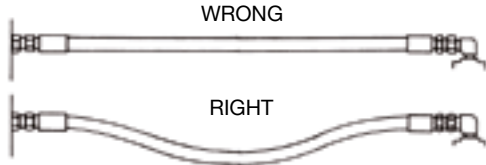
3.4 Replacement Intervals:

Specific replacement intervals must be considered based on previous service life, government or industry recommendations, or when failures could result in unacceptable downtime, damage, or injury risk.


CORRECT ASSEMBLY INSTALLATION

Satisfactory performance and appearance depend upon proper hose installation. Excessive length destroys the trim appearance of an installation and adds unnecessarily to the cost of the equipment. Hose assemblies of insufficient length to permit adequate flexing, expansion or contraction will cause poor power transmission and shorten the life of the hose.

The diagrams below offer suggestions for proper hose installations to obtain the maximum in performance and economy.



Since hose may change in length from +2% to -4% under the surge of high pressure, provide sufficient slack for expansion and contraction.



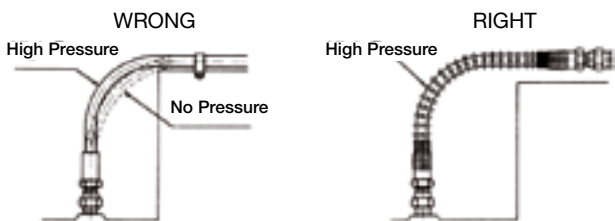
Avoid sharp twist or bend in hose by using proper angle adapters.



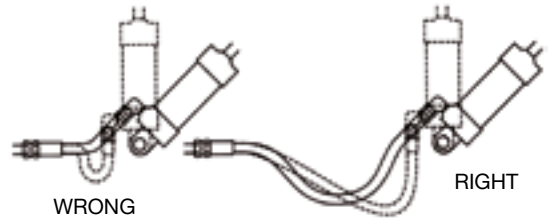
Where the radius falls below the required minimum, an angle adapter should be used as shown above to avoid sharp bends in hose.



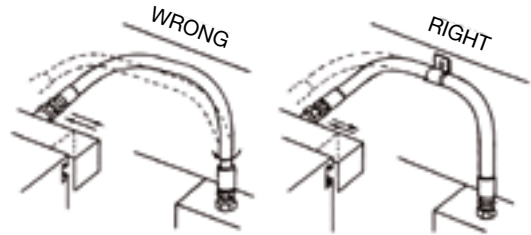
Obtain direct routing of hose through use of 45° and 90° adapters and fittings. Improve appearance by avoiding excessive hose length.



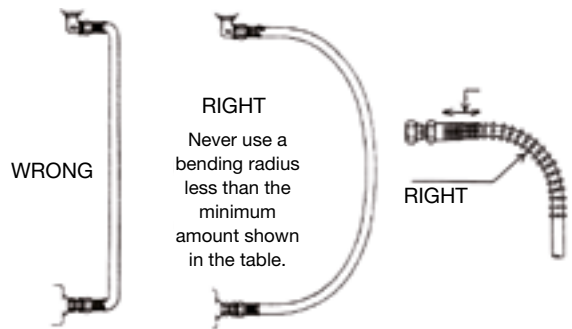
Due to changes in length when hose is pressurised, do not clamp at bends so curves absorb changes and protect the hose with a spring guard. Do not clamp high and low pressure lines together and protect the hose with a spring guard.



Adequate hose length is most important to distribute movement on flexing applications and to avoid abrasion.



To avoid twisting in hose lines bent in two planes, clamp hose at change of plane, as shown.



To prevent twisting and distortion, hose should be bent in the same plane as the motion of the boss to which the hose is connected.

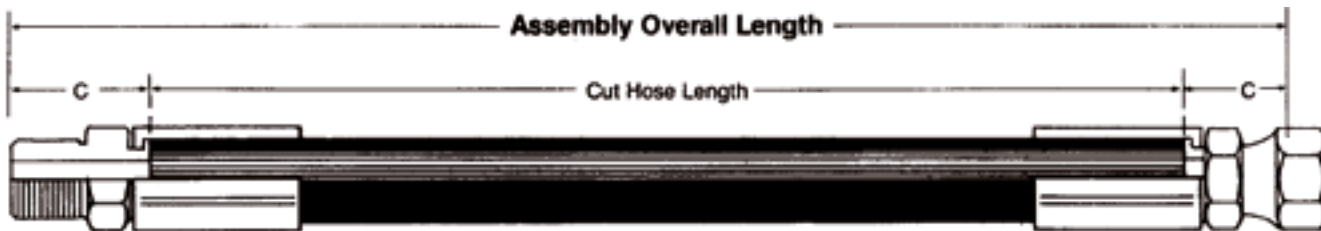


Hose should not be twisted. Hose is weakened when installed in twisted position. Also pressure in twisted hose tends to loosen fitting connections. Design so that machine motion produces bending rather than twisting.



Never use a bending radius less than the minimum shown in the hose specification tables. Avoid sharp bend in hose to reduce collapsing of line and restriction of flow by using proper spring guard. Exceeding minimum bend radius will greatly reduce hose assembly life.

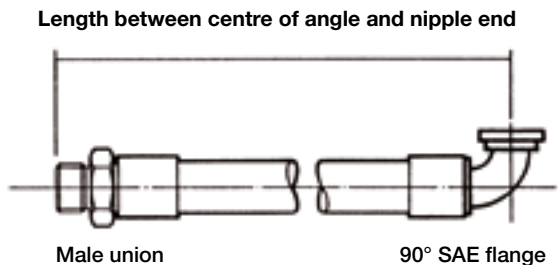
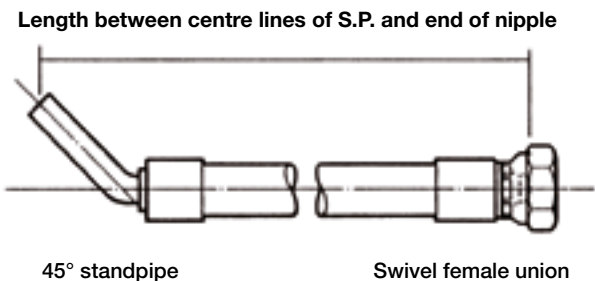
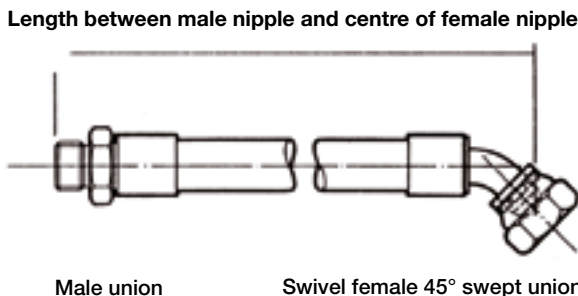
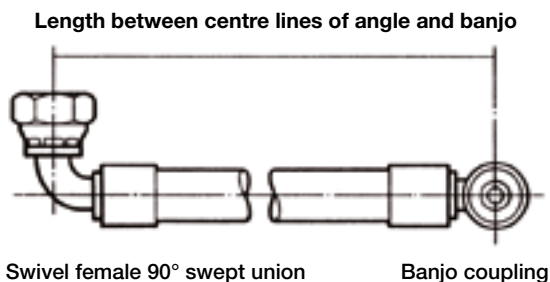
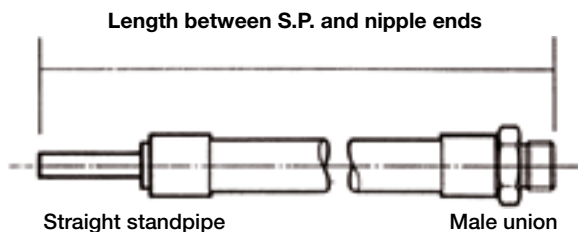
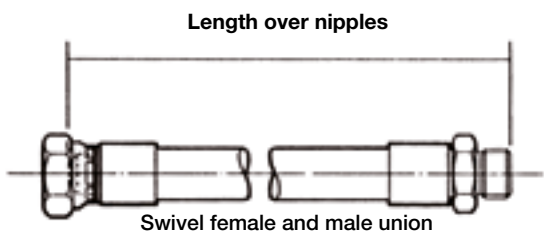
HOW TO DETERMINE CORRECT ASSEMBLY LENGTH



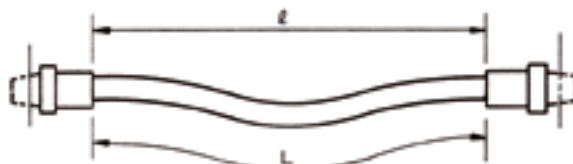
For most assemblies, the correct assembly length may be determined by direct measurement of the equipment or a drawing. Minimum bend radii as shown in the hose specification tables should be observed. Assemblies are measured to the end of the seal.

To determine the length of hose needed in making assemblies with permanent or reusable couplings, subtract Dimension "C" (Cut off factor) for each coupling from the required overall assembly length. Dimension "C" may be found in the coupling specification tables.

HOW TO MEASURE ASSEMBLIES



Remember that hydraulic hose under pressure will elongate up to 2% of its length or contract up to 4% depending on pressure, type and size. Sufficient allowance should be made to permit such changes in length.



$$L \geq l (1 + 0,04)$$

Occasionally an assembly will be required similar to the sketches to the right. The following equations are helpful in determining the correct length:

FOR 180° TURN APPLICATIONS

#1 $L = 2A + \pi R$

#2 $L = 2A + \pi R + T$

where:

L= overall length of the hydraulic hose assembly, in mm or inches.

A= allowance for a minimum straight section of hydraulic hose at each end of the assembly, measured from the outer end of each coupling, in mm or inches. These two straight sections are necessary to prevent excessive stress concentrations directly back of the couplings. See table below.

R= bending radius of the hose, in mm or inches. See hose specifications tables.

T= amount of travel, in mm or inches.

Often right angle adapters provide a convenient means of avoiding too small a bend radius.

Hose ID	in	1/4	5/16	3/8	1/2	5/8	3/4	1	1.1/4	1.1/2	2
	mm	6,4	7,9	9,5	12,7	15,9	19	25	31,8	38,1	50,8
Min "A"	in	5	5	5	6	6	7	8	9	10	11
	mm	127	127	127	152	152	178	203	229	254	279

Length Tolerance for Hydraulic Hose Assemblies and Specified Hose Lengths

Length

For lengths from 0 up to and including 12" (305 mm)

For lengths >12" (305 mm) £ 18" (457 mm)

For lengths >18" (457 mm) £ 36" (914 mm)

For lengths >36" (914 mm) £ 48" (1219 mm)

For lengths >48" (1219 mm) £ 72" (1830 mm)

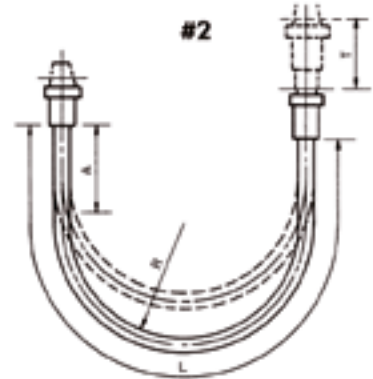
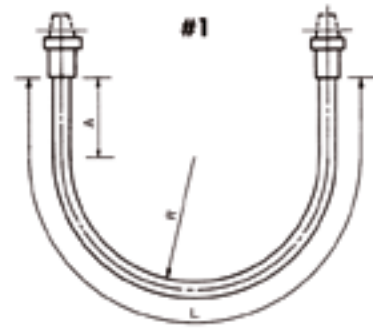
For lengths >72" (1830 mm)

Elbow angle and angle of orientation

Angle Couplings

A - To measure angle of offset of a hose assembly, point one end of coupling "A" (the nearest) to a vertical position downward. The angle can then be measured from the centreline of this vertical coupling in an anticlockwise direction to the centreline of coupling "B" (the far coupling) (see illustration).

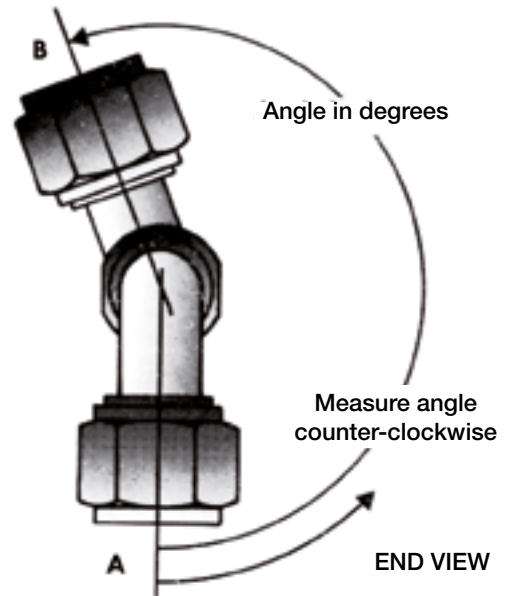
Relationships can then be expressed from 0° to 360°. If angle not given elbows are positioned at 0°.



Tolerance

- ± 1/8" ± 3 mm
- ± 3/16" ± 5 mm
- ± 1/4" ± 6 mm
- ± 3/8" ± 10 mm
- ± 1/2" ± 13 mm
- ± 1%

Tolerance ±3



FITTING IDENTIFICATION

DASH NUMBERS

Most fluid piping system sizes are measured by dash numbers. These are universally used abbreviations for the size of component expressed as the numerator of the fraction with the denominator always being 16. For example, a -04 port is 4/16 or 1/4 inch. Dash numbers are usually nominal (in name only) and are abbreviations that make ordering of

components easier. There are many coupling systems used for hydraulic connections. They are identified as: **American, British, French, German, Japanese**. This section lists the origin and coupling style. Descriptions and dimensional data follows each coupling style.

AMERICAN THREAD TYPES

NPTF - (National Pipe Tapered Fuel)

This is a dryseal thread, the National pipe tapered thread for fuels. This is used for both male and female ends. This connection is still widely used in fluid power systems, even through it is not recommended by the National Fluid Power Association (N.F.P.A.) for use in hydraulic applications. The NPTF male will mate with the NPTF, NPSF or NPSM female.

The NPTF male has tapered threads and a 30° inverted seat. The NPTF female has tapered threads and no seat. The seal takes place by deformation of the threads. The NPSM female has straight threads and a 30° inverted seat. The seal takes place on the 30° seat.

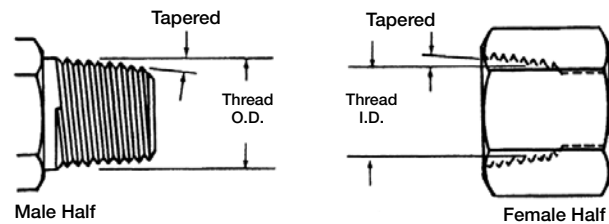
The NPTF connector is similar to, but not interchangeable with, the BSPT connector. The thread pitch is different in most sizes. Also, the thread angle is 60° instead of the 55° angle found on BSPT threads.

NPSF - (National Pipe Straight Thread for Fuels)

The National pipe straight thread for fuels. This is sometimes used for female ends and properly mates with the NPTF male end. However, the SAE recommends the NPTF thread in preference to the NPSF for female ends.

NPSM - (National Pipe Straight Mechanical)

National pipe straight thread for mechanical joint. This is used on the female swivel nut of iron pipe swivel adapters. The leak-resistant joint is not made by the sealing fit of threads, but by a tapered seat in the coupling end. This connection is sometimes used in fluid power systems.



Thread Identification Table

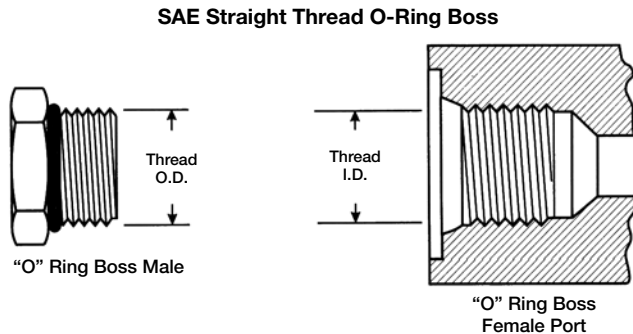
National Pipe Straight Mechanical (NPSM)

National Pipe Tapered for Fuels (NPTF)

Tube Size Dash	Tube Size (in)	Thread Size (in-TPI)	Female Thread I.D.		Male Thread O.D.	
			(mm)	(in)	(mm)	(in)
-2	1/8	1/8-27	8.7	0.34	10.3	0.41
-4	1/4	1/4-18	11.9	0.47	14.3	0.56
-6	3/8	3/8-18	15.1	0.59	17.5	0.69
-8	1/2	1/2-14	18.3	0.72	21.4	0.84
-12	3/4	3/4-14	23.8	0.94	27.0	1.06
-16	1	1-11.1/2	30.2	1.19	33.3	1.31
-20	1.1/4	1 1/4-11.1/2	38.9	1.53	42.9	1.69
-24	1.1/2	1 1/2-11.1/2	44.5	1.75	48.4	1.91
-32	2	2 - 11.1/2	57.2	2.25	60.3	2.38

SAE J514 Straight Thread O-Ring Boss (ORB)

This port connection is recommended by the N.F.P.A. for optional leakage control in medium and high pressure hydraulic systems. The O’ring boss male will mate with an O’ring boss female only. The female is generally found on ports.



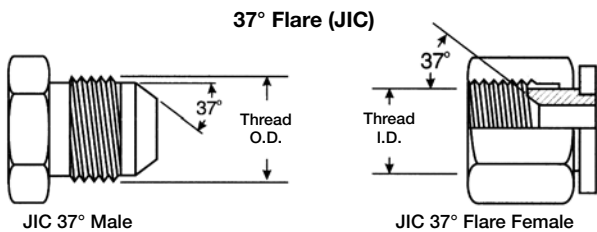
**Thread Identification Table
SAE J514 Straight Thread O-Ring Boss**

Dash Size	Inch Size (in)	Thread Size (in-TPI)	Female Thread I.D.		Male Thread O.D.	
			(mm)	(in)	(mm)	(in)
-2	1/8	5/16-24	6.9	0.27	7.8	0.31
-3	3/16	3/8-24	8.5	0.34	9.4	0.37
-4	1/4	7/16-20	9.9	0.39	11.2	0.44
-5	5/16	1/2-20	11.5	0.45	12.6	0.49
-6	3/8	9/16-18	12.9	0.51	14.1	0.56
-8	1/2	3/4-16	17.5	0.69	18.9	0.74
-10	5/8	7/8-14	20.5	0.81	22.1	0.87
-12	3/4	1.1/16-12	24.9	0.98	26.9	1.06
-14	7/8	1.3/16-12	28.1	1.11	30.3	1.18
-16	1	1.5/161/2	31.3	1.23	33.1	1.31
-20	1.1/4	1.5/8-12	39.2	1.54	41.1	1.62
-24	1.1/2	1.7/8-12	45.6	1.79	47.4	1.87
-32	2	2.1/2-12	61.4	2.42	63.3	2.49

The male has straight threads and an O’ring. The female has straight threads and a sealing face. The seal is made at the O’ring on the male and the sealing face on the female. The threads hold the connection mechanically.

SAE J514 37° (JIC)

The Society of Automotive Engineers (SAE) specifies a 37° angle flare or seat be used with high pressure hydraulic tubing. These are commonly called JIC couplings. The JIC 37° flare male will mate with a JIC female only. The JIC male has straight threads and a 37° flare seat. The JIC female has straight threads and a 37° flare seat. The seal is made on the 37° flare seat by establishing a line contact between the male flare and the female cone seat. The threads hold the connection mechanically.



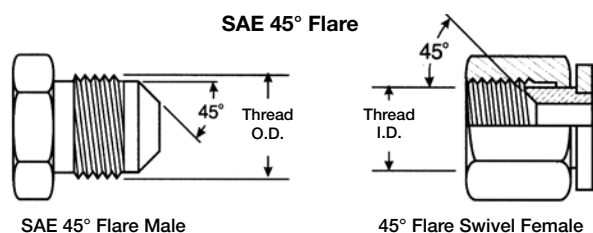
**Thread Identification Table
SAE J514 37° Flare (JIC)**

Tube Size Dash	Tube Size Inch	Thread Size (in-TPI)	Female Thread I.D.		Male Thread O.D.	
			(mm)	(in)	(mm)	(in)
-2	1/8	5/16-24	6.9	0.27	7.8	0.31
-3	3/16	3/8-24	8.5	0.34	9.4	0.37
-4	1/4	7/16-20	9.9	0.39	11.2	0.44
-5	5/16	1/2-20	11.5	0.45	12.6	0.49
-6	3/8	9/16-18	12.9	0.51	14.1	0.56
-8	1/2	3/4-16	17.5	0.69	18.9	0.74
-10	5/8	7/8-14	20.5	0.81	22.1	0.87
-12	3/4	1.1/16-12	24.9	0.98	26.9	1.06
-14	7/8	1.3/16-12	28.1	1.11	30.3	1.18
-16	1	1.5/16-12	31.3	1.23	33.1	1.31
-20	1.1/4	1.5/8-12	39.2	1.54	41.1	1.62
-24	1.1/2	1.7/8-12	45.6	1.79	47.4	1.87
-32	2	2.1/2-12	61.4	2.42	63.3	2.49

CAUTION: In the -02, -03, -04, -05, -08 and -10 sizes, the threads of the SAE 45° flare and the SAE 37° flare are the same. However, the sealing surface angles are not the same. Carefully measure the seat angle to differentiate.

SAE J512 45°

A term usually applied to fittings having a 45° angle flare or seat. Soft copper tubing is generally used in such applications as it is easily flared to the 45° angle. These are for low pressure applications - commonly used in refrigeration, automotive and truck piping systems. The SAE 45° flare male will mate with an SAE 45° flare female only. The SAE male has straight threads and a 45° flare seat. The SAE female has straight threads and a 45° flare seat. The seal is made on the 45° flare seat.



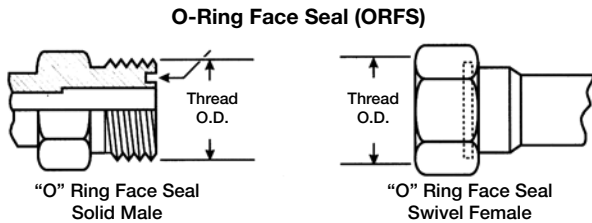
**Thread Identification Table
SAE J512 45°**

Tube Size Dash	Tube Size Inch	Thread Size (in-TPI)	Female Thread I.D.		Male Thread O.D.	
			(mm)	(in)	(mm)	(in)
-2	1/8	5/16-24	6.9	0.27	7.9	0.31
-3	3/16	3/8-24	8.6	0.34	9.6	0.38
-4	1/4	7/16-20	9.9	0.39	11.2	0.44
-5	5/16	1/2-20	11.4	0.45	12.7	0.50
-6	3/8	5/8-18	14.2	0.56	15.7	0.62
-7	7/16	11/16-16	15.7	0.62	17.3	0.68
-8	1/2	3/4-16	17.0	0.68	19.0	0.75
-10	5/8	7/8-14	20.3	0.80	22.3	0.88
-12	3/4	1.1/16-14	25.1	0.99	26.9	1.06
-14	7/8	1.1/4-12	29.5	1.16	31.7	1.25
-16	1	1.3/8-12	32.5	1.28	35.0	1.38

The threads hold the connection mechanically. CAUTION: In the -02, -03, -04, -05, -08 and -10 sizes, the threads of the SAE 45° flare and the SAE 37° flare are the same. However, the sealing surface angles are not the same. Carefully measure the seat angle to differentiate.

SAE J1453 O-Ring Face Seal (ORFS)

A seal is made when the O-ring in the male contacts the flat face on the female. Couplings are intended for hydraulic systems where elastomeric seals are acceptable to overcome leakage and leak resistance is crucial. This connection offers the very best leakage control available today.



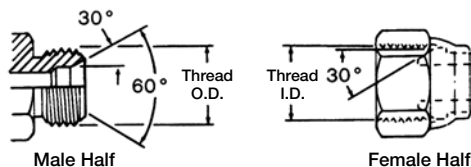
Thread Identification Table SAE J1453 O-Ring Face Seal (ORFS)

Tube Size Dash	Tube Size Inch	Thread Size (in-TPI)	Female Thread I.D.		Male Thread O.D.	
			(mm)	(in)	(mm)	(in)
-4	1/4	9/16-18	12.9	0.51	14.1	0.56
-6	3/8	11/16-16	15.9	0.63	17.3	0.68
-8	1/2	13/16-16	19.1	0.75	20.5	0.81
-10	5/8	1-14	23.6	0.93	25.2	0.99
-12	3/4	1.3/16-12	28.1	1.11	30.0	1.18
-16	1	1.7/16-12	34.4	1.36	36.3	1.43
-20	1.1/4	1.11/16-12	40.8	1.61	42.7	1.68
-24	1.1/2	2-12	48.7	1.92	50.6	1.99

The male connector has a straight thread and a machined flat face. The female has a straight thread and a machined flat face. The seal takes place by compressing the O-Ring onto the flat face of the female, similar to the split flange type fitting. The threads hold the connection mechanically.

SAE J512 Inverted Flare

This connection is frequently used in automotive systems. The male connector can either be a 45° flare in the tube fitting form or a 42° seat in the machined adapter form. The female has a straight thread with a 42° inverted flare. The seal takes place on the flared surface. The threads hold the connection mechanically.

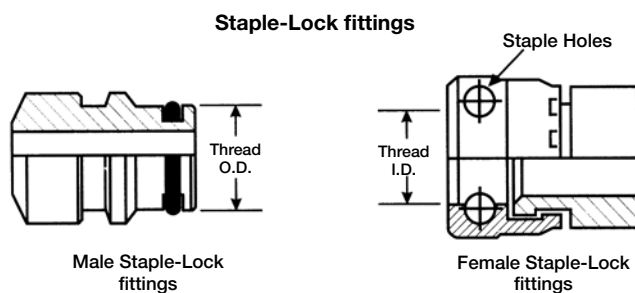


Thread Identification Table SAE J512 Inverted Flare

Tube Size Dash	Tube Size Inch	Thread Size (in-TPI)	Female Thread I.D.		Male Thread O.D.	
			(mm)	(in)	(mm)	(in)
-2	1/8	5/16-28	6.9	0.27	7.9	0.31
-3	3/16	3/8-24	8.6	0.34	9.6	0.38
-4	1/4	7/16-24	9.9	0.39	11.2	0.44
-5	5/16	1/2-20	11.4	0.45	12.7	0.50
-6	3/8	5/8-18	14.2	0.56	15.7	0.62
-7	7/16	11/16-18	15.7	0.62	17.3	0.68
-8	1/2	3/4-18	17.0	0.68	19.0	0.75
-10	5/8	7/8-18	20.3	0.80	22.3	0.88
-12	3/4	1.1/16-16	25.1	0.99	26.9	1.06

SAE J1467 Clip Fastener

This is a radial O-Ring seal connection commonly used for hydraulic applications in underground mines. The male contains an exterior O-Ring and backup ring, plus a groove to accept the "staple". The female has a smooth bore with two holes for the staple.



Identification Table SAE J1467 Clip Fastener

Dash Size	Inch Size (in)	Female Staple-Lock I.D.		Male Staple-Lock O.D.	
		(mm)	(in)	(mm)	(in)
-4	1/4	14.9	19/32	15.1	19/32
-6	3/8	19.9	51/64	20.1	51/64
-8	1/2	23.9	61/64	24.1	61/64
-12	3/4	28.9	1.9/64	29.1	1.9/64
-16	1	38.9	1.35/64	39.1	1.35/64
-20	1.1/4	45.9	1.13/16	46.1	1.13/16
-24	1.1/2	54.9	1.11/64	55.2	2.11/64
-32	2	63.9	1.17/32	64.2	2.17/32

A "U" shaped retaining clip or staple is inserted through the two holes, passing through the groove in the male to lock the connection together. The seal takes place by contact between the O-Ring in the male and the smooth bore of the female.

BRITISH CONNECTIONS

British Standard Pipe Parallel (BSPP)

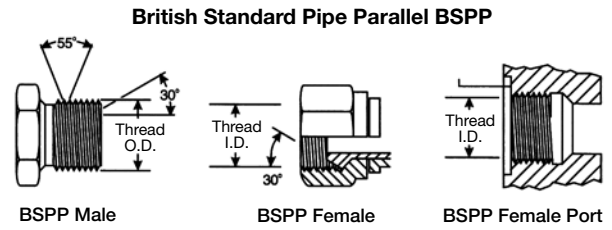
Popular couplings British Standard Pipe (BSP) threads, also known as Whitworth threads.

The BSPP (parallel) male will mate with a BSPP (parallel) female or a female port.

The BSPP male has straight threads and a 30° seat.

The BSPP female has straight threads and a 30° seat.

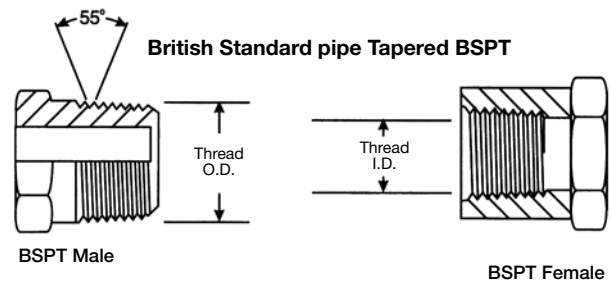
The female port has straight threads and a spotface. The seal on the port is made with an O-Ring or soft metal washer on the male. The BSPP (parallel) connector is similar to, but not interchangeable with, the NPSM connector. The thread pitch is different in most sizes, and the thread angle is 55° instead of the 60° angle found on NPSM threads. The female swivel BSPP has a tapered nose which seals on the cone seat of the male.



British Standard Pipe Tapered (BSPT)

The BSPT (tapered) male will mate with a BSPT (tapered) female, or a BSPP (parallel) female. The BSPT male has tapered threads. When mating with either the BSPT (tapered) female or the BSPP (parallel) female port, the seal is made on the threads accomplished by thread distortion. A thread sealant is recommended.

The BSPT connector is similar to, but not interchangeable with, the NPTF connector. The thread pitch is different in most cases, and the thread angle is 55° instead of the 60° angle found on NPTF threads.



Thread Identification Table

BSPP - (British Standard Pipe Parallel)

BSPT - (British Standard Pipe Tapered)

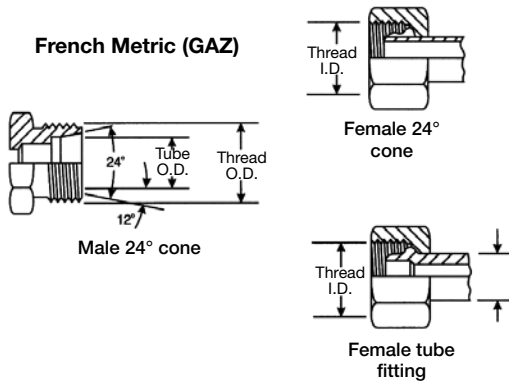
Dash Size	Inch Size (in)	Thread Size (in-TPI)	Female Thread I.D.		Male Thread O.D.	
			(mm)	(in)	(mm)	(in)
-2	1/8	1/8-27	8.7	0.34	9.5	0.38
-4	1/4	1/4-18	11.1	0.44	13.5	0.56
-6	3/8	3/8-18	15.1	0.59	16.7	0.66
-8	1/2	1/2-14	18.3	0.72	20.6	0.81
-10	5/8	5/8-14	20.6	0.81	23.0	0.91
-12	3/4	3/4-14	23.8	0.94	26.2	1.03
-16	1	1-11	30.2	1.19	33.3	1.31
-20	1-1/4	1.1/4-11	38.9	1.53	41.1	1.66
-24	1-1/2	1.1/2-11	45.2	1.78	47.6	1.88
-32	2	2-11	56.4	2.22	59.5	2.34

FRENCH CONNECTIONS

French GAZ have a 24° seat and metric threads. These are similar to German DIN couplings, but the threads are different in some sizes, the French use fine threads in all sizes. French flanges are different than SAE, they have a lip that protrudes from the flange face. These are Poclairn style flanges.

Millimetrique and GAZ 24°

This connection consists of a common male and two different females. The French Metric (GAZ) male will mate with the female 24° cone or the female tube fitting. The male has a 24° seat and straight metric threads. The female has a 24° seat or a tubing sleeve and straight metric threads. The Millimetrique Series is used with whole number metric O.D. tubing and the GAZ Series is used with fractional number metric O.D. pipe size tubing.



**Thread Identification Table
French Metric Millimetrique**

Metric Thread (dia x pitch)	Female Thread I.D.		Male Thread O.D.		Tube O.D.	
	(mm)	(in)	(mm)	(in)	(mm)	(in)
M12 X 1.0	11.0	0.43	12.0	0.47	6	0.24
M14 X 1.5	12.5	0.49	14.0	0.55	8	0.31
M16 X 1.5	14.5	0.57	16.0	0.63	10	0.39
M18 X 1.5	16.5	0.65	18.0	0.71	12	0.47
M20 X 1.5	18.5	0.73	20.0	0.79	14	0.55
M22 X 1.5	20.5	0.81	22.0	0.87	15	0.59
M24 X 1.5	22.5	0.89	24.0	0.94	16	0.63
M27 X 1.5	25.5	1.00	27.0	1.06	18	0.71
M30 X 1.5	28.5	1.12	30.0	1.18	22	0.87
M33 X 1.5	31.5	1.24	33.0	1.30	25	0.98
M36 X 1.5	34.5	1.36	36.0	1.42	28	1.10
M39 X 1.5	37.5	1.48	39.0	1.54	30	1.18
M42 X 1.5	40.5	1.59	42.0	1.65	32	1.26
M45 X 1.5	43.5	1.71	45.0	1.77	35	1.38
M48 X 1.5	46.5	1.83	48.0	1.89	38	1.50
M52 X 1.5	50.5	1.99	52.0	2.05	40	1.57
M54 X 2.0	51.9	2.04	54.0	2.13	45	1.77

**Thread Identification Table
French Metric GAZ 24° Cone**

Dash Size (dash)	Metric Thread (dia x pitch)	Female Thread I.D.		Male Thread O.D.		Tube O.D.	
		(mm)	(in)	(mm)	(in)	(mm)	(in)
-6	M20 X 1.5	18.5	0.73	20.0	0.78	13.25	0.52
-8	M24 X 1.5	22.5	0.89	24.0	0.94	16.75	0.66
-10	M30 X 1.5	28.5	1.12	30.0	1.18	21.25	0.83
-12	M36 X 1.5	34.5	1.36	36.0	1.41	26.75	1.05
-16	M45 X 1.5	43.5	1.71	45.0	1.77	33.50	1.32
-20	M52 X 1.5	50.5	1.99	52.0	2.04	42.25	1.66

GAZ Poclairn 24° Flange

The Poclairn (French GAZ) 24° high pressure flange is usually found on Poclairn equipment. The male flange will mate with a female flange or a port. The seal is made on the 24° seat.

Nominal Size (in)	A		B		E	
	(mm)	(in)	(mm)	(in)	(mm)	(in)
1/2	39.9	1.57	18.3	.72	14	.55
5/8	39.9	1.57	18.3	.72	14	.55
3/4	50.8	2	23.9	.94	18	.71

GERMAN DIN CONNECTIONS

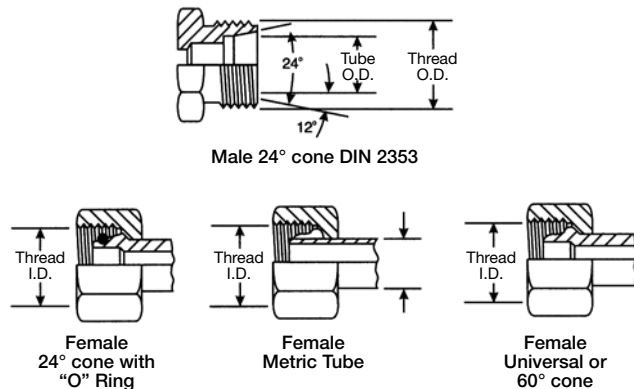
A coupling referred to as metric, usually means a DIN coupling. Flanges are standard Code 61 or Code 62.

DIN 2353 24° Cone

The DIN 24° cone male will mate with any of the three females shown below.

The male has a 24° seat, straight metric threads, and a recessed counterbore which matches the tube O.D. used with it. The mating female may be a 24° cone with O'ring, (DKO type) a metric tube fitting or a universal 24° or 60° cone.

DIN 24° Male and Mating Females



Thread Identification Table DIN 24° Cone

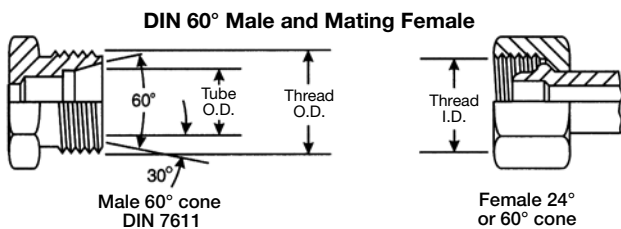
Metric Thread (dia x pitch)	Female Thread I.D.		Male Thread O.D.		Tube O.D.			
	(mm)	(in)	(mm)	(in)	Light Series (mm)	Light Series (in)	Heavy Series (mm)	Heavy Series (in)
M12 X 1.5	10.5	0.41	12	0.47	6	0.24		
M14 X 1.5	12.5	0.49	14	0.55	8	0.31	6	0.24
M16 X 1.5	14.5	0.57	16	0.63	10	0.39	8	0.31
M18 X 1.5	16.5	0.65	18	0.71	12	0.47	10	0.39
M20 X 1.5	18.5	0.73	20	0.79			12	0.47
M22 X 1.5	20.5	0.81	22	0.87	15	0.59	14	0.55
M24 X 1.5	22.5	0.89	24	0.94			16	0.63
M26 X 1.5	24.5	0.96	26	1.02	18	0.71		
M30 X 2.0	27.9	1.10	30	1.18	22	0.87	20	0.79
M36 X 2.0	33.9	1.33	36	1.42	28	1.10	25	0.98
M42 X 2.0	39.9	1.57	42	1.65			30	1.18
M45 X 2.0	42.9	1.69	45	1.77	35	1.38		
M52 X 2.0	49.9	1.96	52	2.05	42	1.65	38	1.50

There is a light and heavy series DIN coupling. Proper identification is made by measuring both the thread size and the tube O.D. (The heavy series has a smaller tube O.D. than the light, but has a thicker wall section).

DIN 3863 60° Cone

This connection is frequently used in hydraulic systems. The DIN 60° cone male will mate with the female universal 24° or 60° cone only.

The male has a 60° seat and straight metric threads. The female has a 24° and 60° universal seat and straight metric threads. The seal takes place by contact between the cone of the male and the nose of the flareless swivel. The threads hold the connection mechanically.



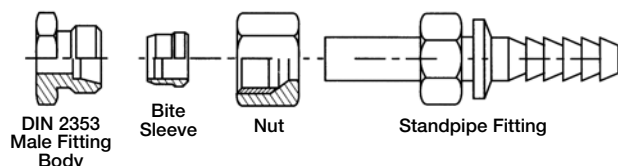
Thread Identification Table DIN 60°

Metric Thread (dia x pitch)	Female Thread I.D.		Male Thread O.D.		Tube O.D.	
	(mm)	(in)	(mm)	(in)	(mm)	(in)
M12 X 1.5	10.5	0.41	12	0.47	6	0.24
M14 X 1.5	12.5	0.49	14	0.55	8	0.31
M16 X 1.5	14.5	0.57	16	0.63	10	0.39
M18 X 1.5	16.5	0.65	18	0.71	12	0.47
M22 X 1.5	20.5	0.81	22	0.87	15	0.59
M26 X 1.5	24.5	0.96	26	1.02	18	0.71
M30 X 1.5	28.5	1.12	30	1.18	22	0.87
M38 X 1.5	36.5	1.44	38	1.50	28	1.10
M45 X 1.5	43.5	1.71	45	1.77	35	1.38
M52 X 1.5	50.5	1.99	52	2.05	42	1.65

Metric Standpipe

A metric standpipe is comprised of three components attached to a male fitting. The components are a Standpipe, Bite Sleeve and Metric Nut. The nut is placed over the Standpipe, followed by the Bite Sleeve (see illustration below). For DIN light assemblies, a DIN light metric nut is used. For DIN heavy assemblies, a DIN heavy metric nut is used. Bite Sleeve and Standpipe are selected on the basis of tube O.D.

Metric Standpipe Assembly



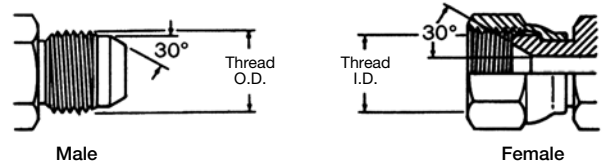
Tube O.D. (mm)	Metric Nut Thread	
	Light	Heavy
6	M12 x 1.5	
8	M14 x 1.5	M16 x 1.5
10	M16 x 1.5	M18 x 1.5
12	M18 x 1.5	M20 x 1.5
15	M22 x 1.5	
16		M24 x 1.5
18	M26 x 1.5	
20		M30 x 2.0
22	M30 x 1.5	
25		M36 x 2.0
28	M36 x 2.0	
30		M42 x 2.0
35	M45 x 2.0	
38		M52 x 2.0
42	M52 x 2.0	

JAPANESE CONNECTIONS

Japanese equipment uses JIS (Japanese Industrial Standard) couplings with a 30° seat and British Standard Pipe Parallel threads. All flanges are Code 61 or Code 62 (except -10).

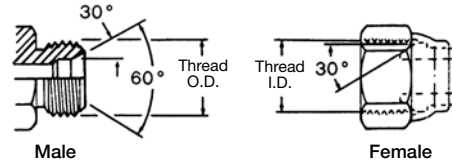
JIS 30° Flare Parallel Pipe Threads - JIS B 0202

These Japanese 30° flare male coupling will mate with a Japanese 30° flare female only. The male and female have straight threads and a 30° seat. The seal is made on the 30° seat. The threads on the Japanese 30° flare connector conform to JIS B 0202, the same as the BSPP threads. Both the British and Japanese connectors have a 30° seat, but they are not interchangeable, because the British seat is inverted.



JIS 30° Inverted Seat, Parallel Pipe Threads - JIS B 0202

The JIS parallel is similar to the BSPP connection. The JIS parallel thread and the BSPP connection are interchangeable.

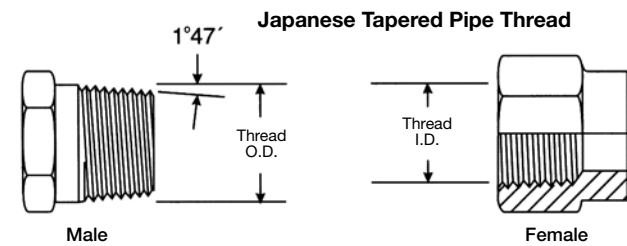


JIS Tapered Pipe Thread (PT) - JIS B 0203

The JIS tapered pipe thread connection is similar to the BSPT connection and fully interchangeable. The Japanese connection does not have a 30° Flare, and will not mate with the BSPP female. The thread conforms to JIS B 0203, same as BSPT threads. The seal on the JIS tapered pipe thread connection is made on the threads.

Thread Identification Table

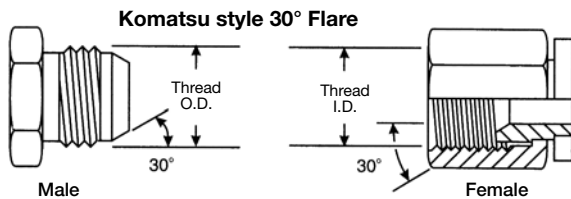
Dash Size	Inch Size	Thread Size (in-TPI)	Female Thread I.D.		Male Thread O.D.	
			(mm)	(in)	(mm)	(in)
-2	1/8	1/8-27	8.7	0.34	9.5	0.38
-4	1/4	1/4-18	11.1	0.44	13.5	0.56
-6	3/8	3/8-18	15.1	0.59	16.7	0.66
-8	1/2	1/2-14	18.3	0.72	20.6	0.81
-10	5/8	5/8-14	20.6	0.81	23.0	0.91
-12	3/4	3/4-14	23.8	0.94	26.2	1.03
-16	1	1-11	30.2	1.19	33.3	1.31
-20	1-1/4	1-1/4-11	38.9	1.53	41.1	1.66
-24	1-1/2	1-1/2-11	45.2	1.78	47.6	1.88
-32	2	2-11	56.4	2.22	59.5	2.34



Komatsu Style 30° Flare Parallel Threads

The Komatsu style 30° Flare Parallel thread coupling is identical to the Japanese 30° Flare parallel except for the threads. The Komatsu uses Metric fine threads which conform to JIS B 0207. The Komatsu connector seals on the 30° Flare.

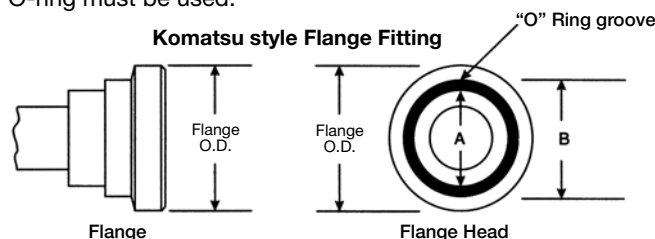
Dash Size	Inch Size	Metric Thread Size	Male Thread O.D. (mm)	B Thread I.D. (mm)
-6	3/8	M18x1.5	18	16.4
-8	1/2	M22x1.5	22	20.4
-10	5/8	M24x1.5	24	22.4
-12	3/4	M30x1.5	30	28.4
-16	1	M33x1.5	33	31.4
-20	1-1/4	M36x1.5	36	34.4
-24	1-1/2	M42x1.5	42	40.4



Komatsu Flange Fitting

The Komatsu Flange fitting is nearly identical to and fully interchangeable with the SAE Code 61 flange fitting. In all sizes the O-ring dimensions are different. When replacing a Komatsu flange with an SAE style flange, an SAE style O-ring must be used.

Flange Dash Size	Flange Size (In)	A (In)	B (In)
-8	1.19	.73	.98
-10*	1.34	.73	1.10
-12	1.50	.85	1.22
-16	1.75	1.12	1.50
-20	2.00	1.36	1.73
-24	2.38	1.75	2.12
-32	2.81	2.22	2.56



*is a non SAE size flange

RECOMMENDED FITTING AND ADAPTER INSTALLATION TORQUE**SAE J514 37° CONE (JIC)**

Dash	Thread	Lb.ft		N.m	
		Min	Max	Min	Max
-4	7/16-20	11	12	15	16
-5	1/2-20	14	15	19	21
-6	9/16-18	18	20	24	28
-8	3/4-16	36	39	49	53
-10	7/8-14	57	63	77	85
-12	1 1/16-12	79	88	107	119
-14	1 3/16-12	94	103	127	140
-16	1 5/16-12	108	113	147	154
-20	1 5/8-12	127	133	172	181
-24	1 7/8-12	158	167	215	226
-32	2 1/2-12	245	258	332	350

BSPB without O-Ring

Dash	Thread	Lb.ft	N.m
-2	1/8-28	7	10
-4	1/4-19	15	20
-6	3/8-19	26	35
-8	1/2-14	44	60
-10	5/8-14	52	70
-12	3/4-14	85	115
-16	1-11	103	140
-20	1 1/4-11	155	210
-24	1 1/2-11	214	290
-32	2-11	295	400

SAE J1453 O-Ring Face Seal (ORFS)

Dash	Thread	Lb.ft		N.m	
		Min	Max	Min	Max
-4	9/16-18	18	21	25	28
-6	11/16-16	30	32	40	44
-8	13/16-16	41	44	55	60
-10	1-14	46	50	60	68
-12	1 3/16-12	65	70	90	95
-16	1 7/16-12	92	100	125	135
-20	1 11/16-12	125	140	170	190
-24	2-12	150	165	200	225

BSPB with O-Ring

Dash	Thread	Lb.ft	N.m
-2	1/8-28	N/A	N/A
-4	1/4-19	15	20
-6	3/8-19	26	35
-8	1/2-14	37	50
-10	5/8-14	44	60
-12	3/4-14	63	85
-16	1-11	85	115
-20	1 1/4-11	140	190
-24	1 1/2-11	177	240
-32	2-11	221	300

SAE Flange J518 Code 61

Dash	Thread	Lb.ft		N.m	
		Min	Max	Min	Max
-8	1/2	15	19	20	25
-12	3/4	21	29	28	40
-16	1	27	35	37	48
-20	1 1/4	35	46	48	62
-24	1 1/2	46	58	62	79
-32	2	54	66	73	90
-40	2 1/2	79	91	107	124
-48	3	137	149	186	203

JIS (B8363)

Dash	Thread	Lb.ft	N.m
-4	1/4-19	19	25
-6	3/8-19	25	34
-8	1/2-14	49	64
-10	5/8-14	100	132
-12	3/4-14	100	132
-16	1-11	149	196
-20	1 1/4-11	171	225
-24	1 1/2-11	194	255
-32	2-11	240	316

SAE J518 Code 62

Dash	Thread	Lb.ft		N.m	
		Min	Max	Min	Max
-8	1/2	15	19	20	25
-12	3/4	25	33	34	45
-16	1	42	50	56	68
-20	1 1/4	63	75	85	102
-24	1 1/2	117	133	158	181
-32**	2	200	217	271	294

Metric

Thread	Lb.ft		N.m	
	Min	Max	Min	Max
M12x1,5	8	11	15	20
M14x1,5	13	18	25	30
M16x1,5	19	26	35	40
M18x1,5	22	30	40	45
M20x1,5	24	33	45	50
M22x1,5	32	44	60	70
M24x1,5	41	55	75	85
M26x1,5	46	63	85	95
M30x2	57	77	105	120
M36x2	74	100	135	150
M42x2	111	151	205	230
M45x2	136	184	250	280
M52x2	147	199	270	300

JIC FFFT TORQUE METHOD

The FFFT (Flats From Finger Tight) method allows to assemble fittings and adapters at the correct torque value without a dynamometric wrench. The rotation applied according the value shown in tab.1 ensures a good sealing, avoid unscrewing and over torque that can cause nut or cone crack.

Assembling instruction:

- hand tighten the joint
- make a longitudinal mark on one of the flats of hex and continue it on the body hex as shown in Fig.1
- tighten the joint further by the number of flat as shown in Tab.1



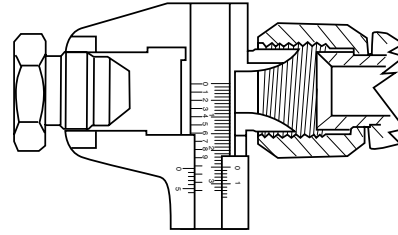
Fig.1

Assembling value - carbon steel material - SAE J514 JIC 37° flare						
Dash size	Thread	Lb*ft		N*m		FFFT 0/+0.25
		min	max	min	max	
-4	7/16-20	11	12	15	16	2
-5	1/2-20	14	15	19	21	2
-6	9/16-18	18	20	24	28	2
-8	3/4-16	36	39	49	53	1.5
-10	7/8-14	57	63	77	85	1.5
-12	1 1/16-12	79	88	107	119	1
-14	1 3/16-12	94	103	127	140	1
-16	1 5/16-12	108	113	147	154	1
-20	1 5/8-12	127	133	172	181	1
-24	1 7/8-12	158	167	215	226	1
-32	2 1/2-12	245	258	332	350	1

Tab.1

HOW TO DETERMINE THE THREAD TYPE USING CALLIPERS

By measuring with a caliper the outside diameter of the thread of a male or the inside diameter of the thread of a female you will get a measure in mm. By finding this value in mm on the below table, you'll be able to find the relevant thread type.



Male OD	mm	Female ID	Male OD	mm	Female ID
	8,7	G1/8" BSP		27,9	1 3/16" – 12 JIC
1/8" – 27 NPTF	9,5			28,0	M 30 x 2
G1/8" BSP	9,6			28,5	30 x 1,5 DKF
M 10 x 1	9,8		M 30 x 2	29,8	
	9,9	7/16" – 20 JIC	30 x 1,5 CEF	29,9	
	10,5	M 12 x 1,5	1 3/16" – 12 JIC	30,1	
7/16" – 20 JIC	11,0			30,7	G1" BSP
	11,4	1/2" – 20 SAE		31,2	1 5/16" – 12 JIC
	11,6	G1/4" BSP	1" – 11 1/2 NPTF	31,4	
M 12 x 1,5	11,9			31,5	M 33 x 1,5
1/4" – 18 NPTF	12,5		G1" BSP	33,1	
	12,5	M 14 x 1,5	1 5/16" – 12 JIC	33,2	
1/2" – 20 SAE	12,6			34,0	M 36 x 2
	12,9	9/16" – 18 JIC		34,5	36 x 1,5 DKF
G1/4" BSP	13,0		M 36 x 2	35,8	
M 14 x 1,5	13,9		36 x 1,5 CEF	35,9	
9/16" – 18 JIC	14,2			36,5	M 36 x 1,5
	14,5	M 16 x 1,5	M 38 x 1,5	37,9	
	15,1	G3/8" BSP		38,8	1 5/8" – 12 JIC
M 16 x 1,5	15,8			39,4	G1 1/4" BSP
3/8" – 18 NPTF	15,9			39,8	M 42 x 2
	16,5	M 18 x 1,5	1 1/4" – 11 1/2 NPTF	40,2	
G3/8" BSP	16,6			40,5	M 42 x 1,5
	17,5	3/4" – 16 JIC	1 5/8" – 12 JIC	41,1	
M 18 x 1,5	17,9		1 1/4" – 11 BSP	41,7	
	18,4	20 x 1,5 DKF	M 42 x 2	41,8	
3/4" – 16 JIC	18,8			42,4	M 45 x 2
	18,8	G1/2" BSP		43,3	45 x 1,5 DKF
1/2" – 14 NPT	19,8		M 45 x 2	44,8	
20 x 1,5 CEF	19,9		45 x 1,5 CEF	44,9	
	20,4	7/8" – 14 SAE		45,1	1 7/8" – 12 JIC
	20,5	M 22 x 1,5		45,2	G1 1/2" BSP
G1/2" BSP	20,8		1 1/2" – 11 1/2 NPTF	46,3	
	20,9	G5/8" BSP	1 7/8" – 12 JIC	47,5	
M 22 x 1,5	21,9		G1 1/2" BSP	47,7	
7/8" – 14 SAE	22,1			49,6	M 52 x 2
	22,5	24 x 1,5 DKF		50,3	52 x 1,5 DKF
G5/8" BSP	22,8		M 52 x 2	51,8	
24 x 1,5 CEF	23,9		52 x 1,5 CEF	51,9	
	24,5	G3/4" BSP		57,4	G2" BSP
	24,8	1 1/16" – 12 JIC	2" – 11 1/2 NPTF	58,3	
3/4" – 14 NPTF	25,1		G2" BSP	59,4	
	25,5	M 26 x 1,5		61,1	2 1/2" – 12 JIC
M 26 x 1,5	25,9			62,5	M 65 x 2
G3/4" BSP	26,3		2 1/2" – 12 JIC	63,3	
1 1/16" – 12 JIC	26,8				

PRESSURE CONVERSION TABLES

Metric to psi (1 KPa = .145 psi)

Kilo Pascal (KPa)	Mega Pascal (MPa)	Bar (Bar)	Pounds per Square Inch (psi)
100	0,1	1	14,5
200	0,2	2	29,0
300	0,3	3	43,5
400	0,4	4	58,0
500	0,5	5	72,5
600	0,6	6	87,0
700	0,7	7	101,5
800	0,8	8	116,0
900	0,9	9	130,5
1000	1	10	145,0
2000	2	20	290,1
3000	3	30	435,1
4000	4	40	580,2
5000	5	50	725,5
6000	6	60	870,2
7000	7	70	1015
8000	8	80	1160
9000	9	90	1305
10000	10	100	1450
20000	20	200	2901
30000	30	300	4351
40000	40	400	5802
50000	50	500	7252
60000	60	600	8702
70000	70	700	10153
80000	80	800	11603
90000	90	900	13053
100000	100	1000	14504
200000	200	2000	29008
300000	300	3000	43511

psi to metric (1 psi = 6,89 KPa)

Pounds per Square Inch (psi)	Kilo Pascal (KPa)	Mega Pascal (MPa)	Bar (Bar)
10	68,9	0,07	0,7
20	137,9	0,14	1,4
30	206,8	0,21	2,1
40	275,8	0,28	2,8
50	344,7	0,34	3,4
60	413,7	0,41	4,1
70	482,6	0,48	4,8
80	551,6	0,55	5,5
90	620,5	0,62	6,2
100	689	0,70	6,9
200	1379	1,4	13,8
300	2068	2,1	20,7
400	2758	2,8	27,6
500	3447	3,4	34,5
600	4137	4,1	41,4
700	4826	4,8	48,3
800	5516	5,5	55,2
900	6205	6,2	62,1
1000	6895	6,9	68,9
2000	13790	13,8	147,9
3000	20684	20,7	206,8
4000	27579	27,6	275,8
5000	34474	34,5	344,7
6000	41369	41,4	413,7
7000	48263	48,3	482,6
8000	55158	55,2	551,6
9000	62053	62,1	620,5
10000	68948	68,9	689
20000	137895	147,9	1379
30000	206843	206,8	2068
40000	275790	275,8	2758

CONVERSION TABLES FROM IMPERIAL SYSTEM TO METRIC SYSTEM

Inches	mm
1/64	.0156
1/32	.0312
3/64	.0468
1/16	.0625
5/64	.0781
3/32	.0937
7/64	.1093
1/8	.1250
9/64	.1406
5/32	.1562
11/64	.1718
3/16	.1875
13/64	.2031
7/32	.2187
15/64	.2343
1/4	.2500

Inches	mm
17/64	.2656
9/32	.2812
19/64	.2968
15/16	.3125
21/64	.3281
11/32	.3437
23/64	.3593
3/8	.3750
25/64	.3906
13/32	.4062
27/64	.4218
7/16	.4375
29/64	.4531
15/32	.4687
31/64	.4843
1/2	.5000

Inches	mm
33/64	.5156
17/32	.5312
35/64	.5468
9/16	.5625
37/64	.5781
19/32	.5937
39/64	.6093
5/8	.6250
41/64	.6406
21/32	.6562
43/64	.6718
11/16	.6875
45/64	.7031
23/32	.7187
47/64	.7343
3/4	.7500

Inches	mm
49/64	.7656
25/32	.7812
51/64	.7968
13/16	.8125
53/64	.8281
27/32	.8437
55/64	.8593
7/8	.8750
57/64	.8906
29/32	.9062
59/64	.9218
15/16	.9375
61/64	.9531
31/32	.9687
63/64	.9843
1	1000

ADAPTER SELECTION

Selection of an appropriate ALFAGOMMA adapter for a given application depends on the fluid system operating parameters listed below and the tube material and wall thickness they require:

1. Type of fluid
2. Operating temperature range
3. Type of line - pressure, return or suction
4. Maximum flow rate through the line
5. Maximum operating / service pressure
6. Severity of service
7. Environment

Then, based on the tube selected and appropriate fluid system operating parameters, determine adapter type(s) and material(s) using the features comparison table below.

FEATURES COMPARISON OF TUBE FITTINGS				
Feature		ORFS	JIC 37°	BSP
Performance	Pressure capability*	Very High	Medium to High	Medium to High
	Seal Reliability	Excellent	Good	Very Good
		Elastomeric Seal	Metal to Metal Seal	Elastomeric Seal
		High tolerance to minor surface imperfections and damage. High tolerance to assembly variations.	Low tolerance to minor surface imperfections and damage. Low tolerance to assembly variations.	Low tolerance to minor surface imperfections and damage. Low tolerance to assembly variations.
Vibration Resistance in Rigid Systems	Excellent	Good	Very Good	
Tube Compatibility	Wall Thickness	All	Medium	Medium
	Critical Features	OD tolerance and hardness for flat tube, OD tolerance only for brazed tube	ID finish, wall thickness uniformity (concentricity) and hardness	OD tolerance and hardness
Assembly	Tube Preparation	Easy and quick (slower for sleeve brazing)	Easy and quick	Easy and quick (slower for welded nipple)
	Inspection	Easy and quick	Easy and quick	Critical, need experience
	Ease of Installation	Excellent, Minimum skill and training are necessary because of high tolerances to assembly variations	Good. Low tolerance to assembly variations. Requires skilled and trained personnel	
	Ease of Maintenance	Excellent, no tube entry	Very Good, Small tube entry	Good, Large tube entry
Temperature Capability Adapters without O-Ring	Steel	To be used only with O-ring	-65° F to 500° F	-65° F to 500° F
	Stainless Steel		-425° F to 1200° F	==
	Brass		-40° F to 400° F	==
Temperature Capability Adapters with O-Ring**	All Style of Adapter	-30 F to 250° F	-30 F to 250° F	-30 F to 250° F

* For details see Working Pressure Charts in the individual adapters section

** For details concerning O-ring see section "O-ring selection" and "Fluid Resistance Table"

JIC 37° ADAPTER (ISO 8434-2, SAE J514)**Main Features**

Adapters are designed and manufactured according to SAE J514 and ISO 8434-2, and commonly called 37° JIC adapters.

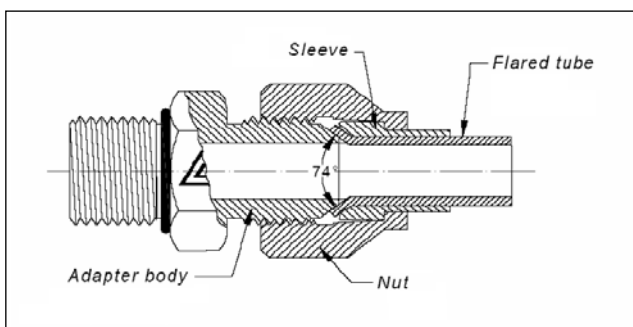
37° JIC adapter performs extremely well in all high pressure applications.

The seal is made by connecting a 37° flared tube surface to a 37° flare male and tightening by means of a nut and a sleeve.

The flared tube avoids welded connection, so high performances are guaranteed even in case of severe vibrations, mechanic/hydraulic shocks and multiple assembly/disassembly operations.

When tightened, sleeve provides tube and adapter self alignment and helps to reduce the vibrations on the tube during application.

An appropriate choice of sleeve gives the possibility of assembling adapters with both metric and inch-tubes

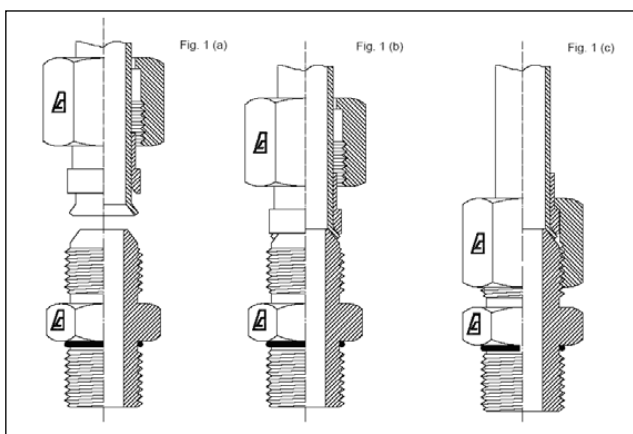
**Flaring Operations**

Perfect sealing is guaranteed with tubes having physical and mechanical characteristics obtained by cold-drawing and a ductility expressed as 21% of minimum elongation.

Also is necessary to follow a correct flaring procedure:

- Cut end of tube must be perpendicular to its axis. Note: cutting operation reduces the whole length of tube (almost $0,5 \pm 1$ mm for each end).
- Dimensions of the end of the tube shall allow the correct placing on the flaring machine.
- Flared surface must be inspected to avoid excessive roughness and defects such as cracks or exfoliation.
- Length of flared zone shall be enough to allow a sufficient sealing surface and avoid the blowing off of the tube, but not excessive to prevent the contact with thread of the nut.

A well followed flaring procedure assures no leakage even after frequent assembling and disassembling operations.

**ORFS ADAPTER (ISO 8434-3, SAE J1453)****Main Features**

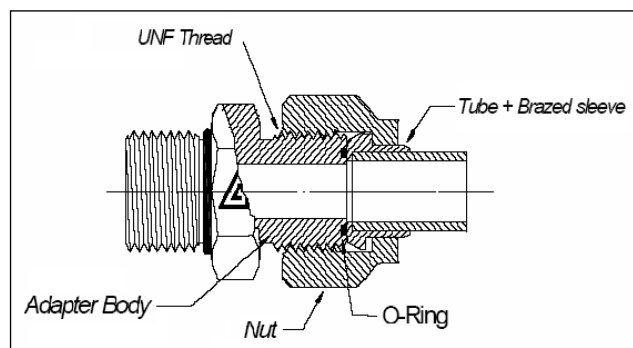
Adapters are designed and manufactured according to standard SAE J1453 and commonly called ORFS adapters.

O-Ring Face Seal adapters performs extremely well in all high pressure applications where elastomeric seals are needed to overcome leakage and leak resistance is crucial.

A seal is made when the O-Ring in the male contacts the 180° flat face of the tube. The male connector has a straight thread and a machined flat face. The seal takes place by compressing the O-Ring onto the flat face of the female.

ORFS system is composed by:

- Nut.
- Sleeve for flat tube and a shouldered sleeve for brazing. An appropriate choice of sleeve gives the possibility of assembling adapters with both metric and inch-tubes.
- Various kind and size of adapter body.
- O-Ring material is NBR, Shore "A": 90, suitable for a temperature range of: $-30^{\circ}\text{C}/+130^{\circ}\text{C}$ ($-22^{\circ}\text{F}/+266^{\circ}\text{F}$).

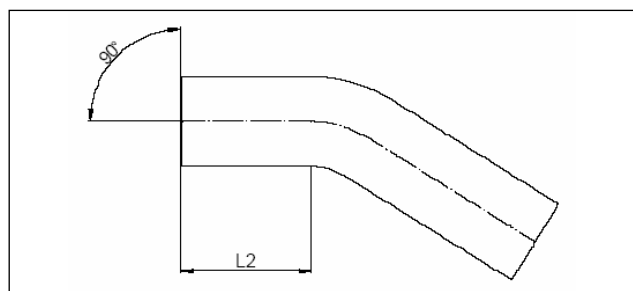
**Flaring Tube Operations**

Perfect sealing is guaranteed with tubes having physical and mechanical characteristics obtained by cold-drawing and a ductility expressed as 21% of minimum elongation.

Also it is necessary to follow a correct flaring procedure:

- Cut end of tube must be perpendicular to its axis.
- Cutting operation reduces the whole length of tube.
- Dimensions of the end of the tube shall allow the correct placing on the flaring machine.
- Flared surface must be inspected to avoid excessive roughness and defects such as cracks or exfoliation.
- Brazing sleeve guarantees the same performances as the flared tube, and shall be used in the following cases:
 - Tube is not in accordance with the above mechanical characteristics.
 - The straight part of the tube is not of a sufficient length (see quote L2 and values listed in table of figure O-3).
 - Tube thickness is lower than values listed in table (O-1).
 - For cutting length consider shoulder of the sleeve (quote L1 of table O-1).

A well followed flaring procedure assures no leakage even after frequent assembling and disassembling operations.

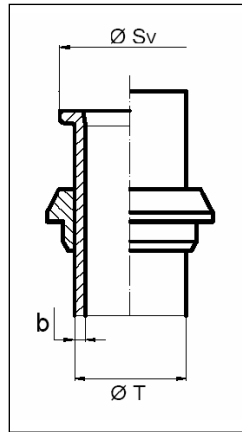


Hose mm	L2 Min mm
Ø 6 - Ø 12	73
Ø 14 - Ø 18	100
Ø 20 - Ø 22	120
Ø 25 - Ø 42	130

Only a few simple operations are required for assembling ORFS tube/adapter.

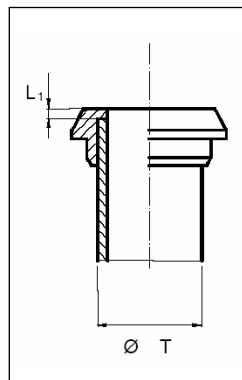
Sleeve and Tube Flared:

- 1a) Place nut and sleeve on the tube with the appropriate orientation.
- 2a) Flare the tube (see procedure)
- 3a) Place the tube near seal surface of the adapter and screw by hand.
- 4a) Lock the adapter and tighten with a torque wrench.



Brazed sleeve

- 1b) Cut the tube considering quote L1 of the sleeve (See Figure O-5);
- 2b) Clean and degrease accurately the end of the tube and the sleeve;
- 3b) Put the brazing ring into the sleeve
- 4b) Apply flux at the end of the tube and in the sleeve, then assemble the sleeve on the tube;
- 5b) Start brazing and be aware of not overheating flux material;
- 6b) Clean the connecting part and verify the good quality of weld around the external diameter of the hose;
- 7b) Complete the assembly procedure as described in points 3a) and 4a). See the correct installation torque in the attached table (O-2).



Hose		SV	
mm	In	min	max
6	1/4	12,0	12,7
8	5/16	14,7	15,7
10	3/8	14,7	15,7
12	1/2	17,9	18,9
15		22,1	23,4
16	5/8	22,1	23,4
18		26,3	27,8
20	3/4	26,3	27,8
22		32,4	34,2
25	1	32,4	34,2
28		39,0	40,5
30		39,0	40,5
32	1.1/4	39,0	40,5
35		46,0	48,5
38	1.1/2	46,0	48,5

BSP ADAPTER (ISO 8434-6, BS 5200)

Main Features

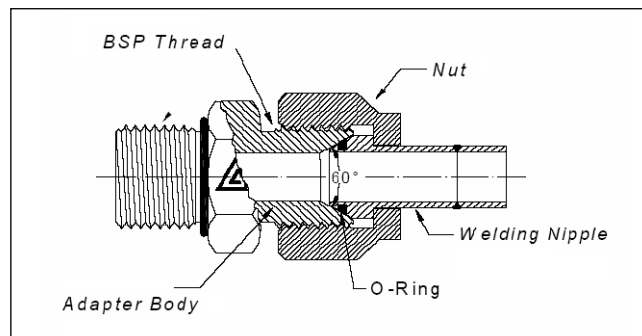
Adapters are designed and manufactured according to standard BS 5200, ISO 8434-6 and ISO 228-1 and they are commonly called BSP adapters (British Standard Pipe) BSP adapter is widely employed, it performs extremely well in all high pressure applications with oil and gas. The seal is made by connecting a 60° coned seat to the 60° male surface and tightening the nut assembly. The O-Ring placed in the tube groove improves the sealing. There are not welded part in the locking area and performances are good even after multiple assembly and disassembly operations, severe vibrations and mechanic/hydraulic shocks.

Assembling Procedure

Only a few simple operations are required for assembling BSP tube/adapter:

- 1) Carefully align tube and adapter. Otherwise sealing is not guaranteed.
- 2) Lubricate accurately sealing surfaces with mineral oil or suitable lubricant.
- 3) Place the tube near seal surface of the adapter and tight by hand.
- 4) Lock the adapter and tighten with a torque wrench.

See the correct installation torque in the attached table B-1



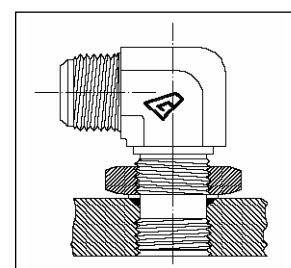
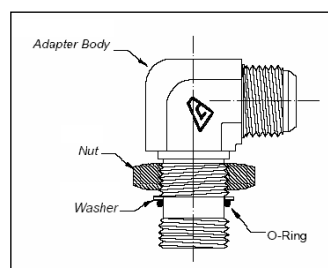
Assembly Instruction For Adjustable Adapter Thread: SAE, UNF, BSPP, Metric

Lubricate the O-Ring with mineral oil. Back off locknut as for as possible.

Make sure that washer is pushed-up as much as possible. Screw by hand the adapter into the port until the ORing enter the port.

To align adaptor orientation to tube end or hose assembly, unscrew the adaptor by the required amount, but not more than one full turn.

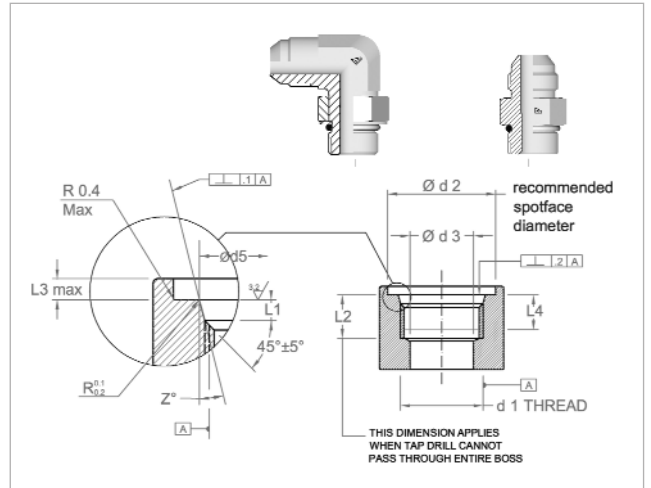
Hold the adapter in desired position by mean of a wrench and tighten locknut to the suggested torque value by means of a dynamometric wrench.



METRIC PORT - ISO 6149 - SAE 2244-1

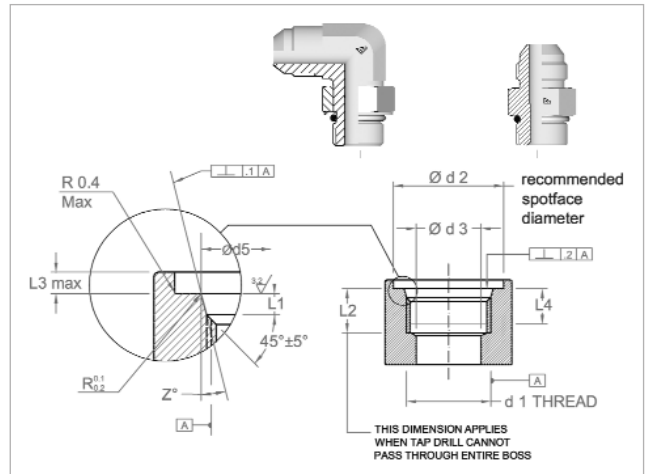
Metric Thread	D2 ²⁾ min	D3 ³⁾ min	D5 +0,1 0	D6 +0,5 0	L1 +0,4 0	L2 min	L3 max	L4	Z°	Assembly Torque +10% 0
D1	mm	mm	mm	mm	mm	mm	mm	mm		Nm
M8x1	17	14	9,1	14	1,6	11,5	1	10	12°	10
M10x1	20	16	11,1	16	1,6	11,5	1	10	12°	20
M12x1,5	23	19	13,8	19	2,4	14	1,5	11,5	15°	35
M14x1,5 ¹⁾	25	21	15,8	21	2,4	14	1,5	11,5	15°	45
M16x1,5	28	24	17,8	24	2,4	15,5	1,5	13	15°	55
M18x1,5	30	28	19,8	26	2,4	17	2	14,5	15°	70
M22x1,5	34	29	23,8	29	2,4	18	2	15,5	15°	100
M27x3	40	34	29,4	34	3,1	22	2	19	15°	170
M33x2	49	43	35,4	43	3,1	22	2,5	19	15°	310
M42x2	60	52	44,4	52	3,1	22,5	2,5	19,5	15°	330
M48x2	66	57	50,4	57	3,1	25	2,5	22	15°	420
M60x2	76	67	52,4	67	3,1	27,5	2,5	24,5	15°	500

- 1) Preferred for diagnostic port application
- 2) Spotface diameter with identification ridge
- 3) Spotface diameter without identification ridge



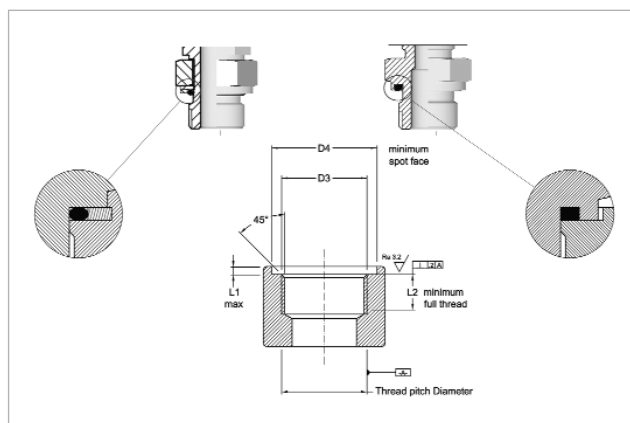
SAE UNF PORT - SAE J1926-1 - ISO 11926

ANSI B1.1 Thread	D2	D3	D3 +0,13 min	L1 +0,4 0	L2 min	L3 max	L4 min	Z°	Assembly Torque +10% 0
D1	mm	mm	mm	mm	mm	mm	mm		Nm
7/16"-20	21	4,4	12,4	2,4	14	1,6	11,5	12°	20
1/2"-20	23	6	14	2,4	14	1,6	11,5	12°	25
9/16"-18	25	7,5	15,6	2,5	15,5	1,6	12,7	12°	35
3/4"-16	30	10	20,6	2,5	17,5	2,4	14,3	15°	70
7/8"-14	34	12,5	23,9	3,3	20	2,4	16,7	15°	100
1" 1/16-12	41	16	29,2	3,3	23	2,4	19	15°	170

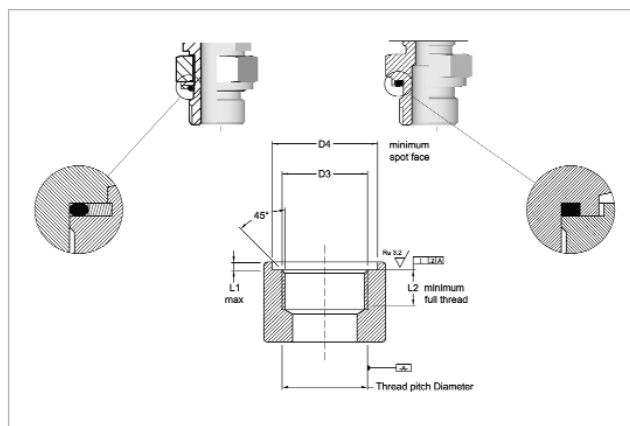


BSPP PORT - ISO 9974 - DIN 3852-1

ANSI B1.1 Thread	D3 +0.2 0	D4	L1 max	L2 min	Assembly Torque +10% 0
D1	mm	mm	mm	mm	Nm
1/8"-28	9,8	15	1	8	20
1/4"-19	13,2	20	1,5	12	50
3/8"-19	16,7	23	2	12	80
1/2"-14	21	28	2,5	14	100
3/4"-14	26,5	33	2,5	16	200
1"-11	33,3	41	2,5	18	380
1" 1/4-11	42	51	2,5	20	500
1" 1/2-11	47,9	56	2,5	22	600

**METRIC PORT- ISO 9974 - DIN 3852-1**

Metric Thread	D3 +0.2 0	D4 min	L1 max	L2 min	Assembly Torque +10% 0
D1	mm	mm	mm	mm	Nm
M12x1,5	12	18	1,5	12	35
M14x1,5	14	20	1,5	12	45
M16x1,5	16	23	1,5	12	55
M18x1,5	18	25	2	12	68
M20x1,5	20	27	2	14	80
M22x1,5	22	28	2,5	14	98
M27x2	27	33	2,5	16	180
M33x2	33	41	2,5	18	310
M42x2	42	51	2,5	20	330
M48x2	48	56	2,5	22	400





// HOSE

// HOSE 35
 // FERRULE SELECTION CHART 67



// FITTINGS

// STANDARD FITTINGS 73
 // INTERLOCK FITTINGS 125



// ALFACRIMP FITTINGS

// C12A 143
 // C124-C122 169
 // C126 189



// ADAPTERS

// JIC 37° ADAPTERS 199
 // ORFS ADAPTERS 237
 // BSP ADAPTERS 261
 // DIN 24° ADAPTERS 279

// SYMBOLS

// INTERNAL DIAMETER

// MINIMUM BEND RADIUS

// OUTSIDE DIAMETER

// WALL THICKNESS

// MAXIMUM WORKING PRESSURE

// WEIGHT

// MINIMUM BURST PRESSURE



// HOSE

// THERMOPLASTIC	36	// HIGH TEMPERATURE	58
// TEXTILE BRAID.....	39	// LOW TEMPERATURE.....	61
// WIRE BRAID	41	// OIL RETURN LINES	63
// WIRE SPIRAL.....	48	// PRESSURE WASH	64
// ALFABIOTECH.....	53	// PTFE HOSE.....	65
// SUPERTUFF.....	56		

// THERMOPLASTIC

// FLEXOR TWB1

ONE WIRE BRAID

Tube: polyester.

Reinforcement: one high tensile steel braid.

Cover: abrasion, ozone and hydrocarbon resistant polyurethane, non pin-pricked.

Application: high pressure hydraulic lines, fuel oil, antifreeze solutions, air and water.

Constant operation: -40 °C +100 °C (-40 °F +212 °F)

air max T = +70 °C (+160 °F)

Length: random



Item Code	↔			↔		↻		↻		∩		♻	
	Dash	mm	inch	mm	inch	Mpa	psi	Mpa	psi	mm	inch	kg/m	lb/C ft
1000283	-4	6	1/4	11,7	0,46	31	4400	124	17600	40	1,57	0,17	11
1000284	-5	8	5/16	13,2	0,52	25	3600	100	14400	55	2,17	0,19	12
1000285	-6	10	3/8	15,5	0,61	22,5	3200	90	12800	65	2,56	0,23	17
1000286	-8	13	1/2	18,8	0,74	19	2700	76	10800	85	3,35	0,30	19

// FLEXOR TWB1 - TWIN

ONE WIRE BRAID

Tube: polyester.

Reinforcement: one high tensile steel braid.

Cover: abrasion, ozone and hydrocarbon resistant polyurethane, non pin-pricked.

Application: high pressure hydraulic lines, fuel oil, antifreeze solutions, air and water.

Constant operation: -40 °C +100 °C (-40 °F +212 °F)

air max T = +70 °C (+160 °F)

Length: random



Item Code	↔			↔		↻		↻		∩		♻	
	Dash	mm	inch	mm	inch	Mpa	psi	Mpa	psi	mm	inch	kg/m	lb/C ft
1000289	-4	6	1/4	11,7	0,46	31	4400	124	17600	40	1,57	0,33	22
1000288	-5	8	5/16	13,2	0,52	25	3600	100	14400	55	2,17	0,38	26
1000287	-6	10	3/8	15,5	0,61	22,5	3200	90	12800	65	2,56	0,46	31

Dimensions shown may be changed without prior notice.

// FLEXOR 7**SAE 100 R7 - EN 855 R7****Tube:** polyester.**Reinforcement:** one or two high tensile textile braids.**Cover:** abrasion, ozone and hydrocarbon resistant polyurethane, pin-pricked.**Application:** high pressure hydraulic lines, fuel oil, antifreeze solutions, air and water.**Constant operation:** -40 °C +100 °C (-40 °F +212 °F)

air max T = +70 °C (+160 °F)

Length: random

Item Code	↔			↔		↕		↕		⤵		⚖	
	Dash	mm	inch	mm	inch	Mpa	psi	Mpa	psi	mm	inch	kg/m	lb/C ft
1000291	-4	6	1/4	12,2	0,48	21	3000	84	12000	35	1,4	0,10	7
1000292	-5	8	5/16	14,3	0,56	19	2700	76	10800	45	1,8	0,13	9
1000293	-6	10	3/8	16,0	0,63	16	2300	64	9200	55	2,2	0,15	10
1000294	-8	13	1/2	20,3	0,80	14	2000	56	8000	75	3,0	0,22	15

// FLEXOR 7 - TWIN**SAE 100 R7 - EN 855 R7****Tube:** polyester.**Reinforcement:** one or two high tensile textile braids.**Cover:** abrasion, ozone and hydrocarbon resistant polyurethane, pin-pricked.**Application:** high pressure hydraulic lines, fuel oil, antifreeze solutions, air and water.**Constant operation:** -40 °C +100 °C (-40 °F +212 °F)

air max T = +70 °C (+160 °F)

Length: random

Item Code	↔			↔		↕		↕		⤵		⚖	
	Dash	mm	inch	mm	inch	Mpa	psi	Mpa	psi	mm	inch	kg/m	lb/C ft
1000298	-4	6	1/4	12,2	0,48	21	3000	84	12000	35	1,4	0,20	13
1000299	-5	8	5/16	14,3	0,56	19	2700	76	10800	45	1,8	0,26	18
1000300	-6	10	3/8	16,0	0,63	16	2300	64	9200	55	2,2	0,29	19
1000301	-8	13	1/2	20,3	0,80	14	2000	56	8000	75	3,0	0,44	30

// FLEXOR 8

SAE 100 R8 - EN 855 R8

Tube: polyester.

Reinforcement: one or two braids of aramid fiber.

Cover: abrasion, ozone and hydrocarbon resistant polyurethane, pin-pricked.

MSHA APPROVED

Application: high pressure hydraulic lines, fuel oil, antifreeze solutions, air and water.

Constant operation: -40 °C +100 °C (-40 °F +212 °F)

air max T = +70 °C (+160 °F)

Length: random



Item Code	↔			↔		↻		↻		⤴		⏪	
	Dash	mm	inch	mm	inch	Mpa	psi	Mpa	psi	mm	inch	kg/m	lb/C ft
1000295	-4	6	1/4	11,5	0,45	35	5000	140	20000	50	1,97	0,09	6
1000483	-5	8	5/16	13,4	0,53	30	4300	120	17200	55	2,17	0,11	7
1000296	-6	10	3/8	15,5	0,61	28	4000	112	16000	60	2,36	0,14	9
1000416	-8	13	1/2	19,9	0,78	24,5	3500	98	14000	80	3,15	0,20	13

// MINIMESS

(Pressure test point)

Tube: polyester.

Reinforcement: one high tensile textile braid.

Cover: abrasion, ozone and hydrocarbon resistant polyurethane, pin-pricked.

Application: high pressure hydraulic lines, fuel oil, antifreeze solutions, air and water. Specially designed for pressure gauges and transducers connections.

Constant operation: -40 °C +100 °C (-40 °F +212 °F)

air max T = +70 °C (+160 °F)

Length: random



Item Code	↔			↔		↻		↻		⤴		⏪	
	Dash	mm	inch	mm	inch	Mpa	psi	Mpa	psi	mm	inch	kg/m	lb/C ft
1000310	—	2	5/64	5	0,2	63	9100	190	27300	20	0,79	0,02	1

Dimensions shown may be changed without prior notice.

// TEXTILE BRAID

// ARGUS 1TE/R6 (HF)

SAE 100 R6 - EN 854 R6 (up to 3/4")
EXCEEDS EN 854 1TE

Tube: oil resistant synthetic rubber.

Reinforcement: one high tensile textile braid.

Cover: abrasion, ozone and hydrocarbon resistant synthetic rubber.

Application: low pressure hydraulic lines, fuel oil, antifreeze solutions, air and water.

HALOGEN-FREE COMPOUND

Constant operation: -40 °C +100 °C (-40 °F +212 °F)

air max T = +70 °C (+160 °F)

Length: random



Item Code	↔			↔		↻		↻		⤴		♻	
	Dash	mm	inch	mm	inch	Mpa	psi	Mpa	psi	mm	inch	kg/m	lb/C ft
1001385	-4	6	1/4	12,7	0,50	2,8	400	11,2	1600	64	2,6	0,11	7
1001386	-5	8	5/16	14,3	0,56	2,8	400	11,2	1600	76	3,0	0,13	9
1001387	-6	10	3/8	15,9	0,63	2,8	400	11,2	1600	76	3,0	0,16	11
1001388	-8	13	1/2	19,8	0,78	2,8	400	11,2	1600	102	4,1	0,22	15
1001389	-10	16	5/8	23,0	0,91	2,4	350	9,6	1400	107	4,3	0,27	18
1001390	-12	19	3/4	26,9	1,06	2,1	300	8,4	1200	152	6,1	0,33	22
1001391	-16	25	1	33,5	1,32	1,7	250	7,0	1000	203	8,1	0,50	34

// ARGUS 2TE (HF)

EN 854 2TE

Tube: oil resistant synthetic rubber.

Reinforcement: one high tensile textile braid.

Cover: abrasion, ozone and hydrocarbon resistant synthetic rubber.

Application: medium pressure hydraulic lines, fuel oil, antifreeze solutions, air and water.

HALOGEN-FREE COMPOUND

Constant operation: -40 °C +100 °C (-40 °F +212 °F)

air max T = +70 °C (+160 °F)

Length: random



Item Code	↔			↔		↻		↻		⤴		♻	
	Dash	mm	inch	mm	inch	Mpa	psi	Mpa	psi	mm	inch	kg/m	lb/C ft
1001398	-4	6	1/4	13,1	0,52	7,5	1100	30,0	4400	40	1,6	0,11	7
1001399	-5	8	5/16	14,9	0,59	6,8	986	27,0	3950	50	2,0	0,15	10
1001400	-6	10	3/8	16,5	0,65	6,3	900	25,2	3650	60	2,4	0,16	11
1001401	-8	13	1/2	19,7	0,78	5,8	840	23,2	3360	70	2,8	0,21	14
1001402	-10	16	5/8	23,9	0,94	5,0	730	20,0	2900	90	3,6	0,28	19
1001403	-12	19	3/4	27,0	1,06	4,5	650	18,0	2600	110	4,4	0,35	23
1001404	-16	25	1	34,4	1,35	4,0	580	16,0	2320	150	6,0	0,50	34

// ARGUS 3TE/R3 (HF)

SAE 100 R3 - EN 854 3TE

Tube: oil resistant synthetic rubber.

Reinforcement: two high tensile textile braids.

Cover: abrasion, ozone and hydrocarbon resistant synthetic rubber.

Application: medium pressure hydraulic lines, fuel oil, antifreeze solutions, air and water.

HALOGEN-FREE COMPOUND

Constant operation: -40 °C +100 °C (-40 °F +212 °F)

air max T = +70 °C (+160 °F)

Length: random



Item Code	↔		↔		↻		↻		⤴		⏪		
	Dash	mm	inch	mm	inch	Mpa	psi	Mpa	psi	mm	inch	kg/m	lb/C ft
1001405	-4	6	1/4	14,4	0,57	14,5	2100	58	8400	45	1,8	0,17	11
1001406	-5	8	5/16	16,9	0,67	13,0	1900	52	7600	55	2,2	0,22	15
1001407	-6	10	3/8	18,5	0,73	11,0	1600	44	6400	70	2,8	0,24	16
1001408	-8	13	1/2	21,7	0,85	9,3	1350	37,2	5400	85	3,4	0,29	19
1001409	-10	16	5/8	25,9	1,02	8,0	1150	32	4600	105	4,2	0,40	27
1001410	-12	19	3/4	29,0	1,14	7,0	1000	28	4000	130	5,2	0,46	31
1001411	-16	25	1	35,9	1,41	5,5	800	22	3200	150	6,0	0,61	41
1001412	-20	32	1 1/4	42,3	1,67	4,5	650	18	2600	190	7,5	0,74	50
1001531	-24	38	1 1/2	49,3	1,94	4,0	580	16	2320	240	9,5	1,15	77
1001532	-32	51	2	63,0	2,48	3,3	470	13,2	1880	300	11,8	1,50	100

Dimensions shown may be changed without prior notice.

// WIRE BRAID

// FLEXOR 1SN/R1AT (HF)

ISO 1436-1 - SAE 100 R1AT
EN 853 1SN

Tube: oil resistant synthetic rubber.

Reinforcement: one high tensile steel braid.

Cover: abrasion, ozone and hydrocarbon resistant synthetic rubber.

Application: high pressure hydraulic lines, fuel oil, antifreeze solutions, air and water.

HALOGEN-FREE COMPOUND

Constant operation: -40 °C +100 °C (-40 °F +212 °F)

air max T = +70 °C (+160 °F)

Length: random up to 1" - 61 m max over 1 1/4"



Item Code	↔			↔		↻		↻		⤴		⚖	
	Dash	mm	inch	mm	inch	Mpa	psi	Mpa	psi	mm	inch	kg/m	lb/C ft
1001330	-3	5	3/16	11,1	0,44	25,0	3630	100	14520	90	3,6	0,16	11
1001331	-4	6	1/4	12,7	0,50	22,5	3270	90	13080	100	4,0	0,20	13
1001332	-5	8	5/16	14,2	0,56	21,5	3120	86	12480	115	4,6	0,24	16
1001333	-6	10	3/8	16,5	0,65	18,0	2610	72	10460	130	5,2	0,30	20
1001334	-8	13	1/2	19,9	0,78	16,0	2320	64	9280	180	7,2	0,37	25
1001335	-10	16	5/8	23,0	0,91	13,0	1890	52	7560	200	8,0	0,42	28
1001336	-12	19	3/4	27,0	1,06	10,5	1530	42	6120	240	9,6	0,56	38
1001337	-16	25	1	35,0	1,38	8,8	1280	35,2	5120	300	12,0	0,86	58
1001338	-20	32	1 1/4	42,5	1,67	6,3	920	25,2	3680	420	16,8	1,10	74
1001339	-24	38	1 1/2	49,7	1,96	5,0	730	20	2920	500	20,0	1,33	89
1001340	-32	51	2	62,9	2,48	4,0	580	16	2320	630	25,2	1,84	123

// FLEXOR 1SN/R1AT - MINETUFF

ISO 1436-1 - SAE 100 R1AT
EN 853 1SN

Tube: oil resistant synthetic rubber.

Reinforcement: one high tensile steel braid.

Cover: abrasion, ozone and hydrocarbon resistant synthetic rubber.

MSHA APPROVED

Application: high pressure hydraulic lines, fuel oil, antifreeze solutions, air and water.

Constant operation: -40 °C +100 °C (-40 °F +212 °F)

air max T = +70 °C (+160 °F)

Length: random up to 1" - 61 m max over 1 1/4"



Item Code	↔			↔		↻		↻		⤴		⚖	
	Dash	mm	inch	mm	inch	Mpa	psi	Mpa	psi	mm	inch	kg/m	lb/C ft
1002311	-4	6	1/4	12,7	0,50	22,5	3270	90	13080	100	4,0	0,20	13
1002312	-5	8	5/16	14,2	0,56	21,5	3120	86	12480	115	4,6	0,24	16
1002313	-6	10	3/8	16,5	0,65	18,0	2610	72	10460	130	5,2	0,30	20
1002314	-8	13	1/2	19,9	0,78	16,0	2320	64	9280	180	7,2	0,37	25
1002315	-10	16	5/8	23,0	0,91	13,0	1890	52	7560	200	8,0	0,42	28
1002316	-12	19	3/4	27,0	1,06	10,5	1530	42	6120	240	9,6	0,56	38
1002317	-16	25	1	35,0	1,38	8,8	1280	35,2	5120	300	12,0	0,86	58
1002497	-20	32	1 1/4	42,1	1,66	6,3	920	25,2	3680	420	16,8	1,09	73
1002319	-24	38	1 1/2	49,2	1,94	5,0	730	20	2920	500	20,0	1,33	89
1002321	-32	51	2	62,4	2,46	4,0	580	16	2320	630	25,2	1,84	123

// FLEXOR 2SN/R2AT (HF)

ISO 1436-1 - SAE 100 R2AT
EN 853 2SN

Tube: oil resistant synthetic rubber.

Reinforcement: two high tensile steel braids.

Cover: abrasion, ozone and hydrocarbon resistant synthetic rubber.

Application: high pressure hydraulic lines, fuel oil, antifreeze solutions, air and water.

HALOGEN-FREE COMPOUND

Constant operation: -40 °C +100 °C (-40 °F +212 °F)

air max T = +70 °C (+160 °F)

Length: random up to 1" - 61 m max over 1 1/4"



Item Code	↔			↔		↕		↕		↷		♻️	
	Dash	mm	inch	mm	inch	Mpa	psi	Mpa	psi	mm	inch	kg/m	lb/C ft
1002952	-3	5	3/16	13,1	0,52	42	6000	168	24000	90	3,6	0,28	19
1001342	-4	6	1/4	14,2	0,56	40	5800	160	23200	100	4,0	0,33	22
1001343	-5	8	5/16	15,8	0,62	35	5000	140	20000	115	4,6	0,35	23
1001344	-6	10	3/8	18,2	0,72	33	4800	132	19200	125	5,0	0,46	31
1001345	-8	13	1/2	21,3	0,84	27,5	4000	110	16000	175	7,0	0,53	36
1001346	-10	16	5/8	24,5	0,96	25	3630	100	14520	200	8,0	0,67	45
1001347	-12	19	3/4	28,6	1,13	21,5	3120	86	12480	240	9,6	0,84	56
1001348	-16	25	1	36,6	1,44	16,5	2400	66	9600	300	12,0	1,25	84
1001349	-20	32	1 1/4	46,0	1,81	12,5	1820	50	7280	420	16,8	1,54	103
1001350	-24	38	1 1/2	52,8	2,08	9	1310	36	5240	500	20,0	2,03	136
1001351	-32	51	2	65,6	2,58	8	1160	32	4640	630	25,2	2,76	185

// FLEXOR 2SN/R2AT - MINETUFF

ISO 1436-1 - SAE 100 R2AT
EN 853 2SN

Tube: oil resistant synthetic rubber.

Reinforcement: two high tensile steel braids.

Cover: abrasion, ozone and hydrocarbon resistant synthetic rubber.

MSHA APPROVED

Application: high pressure hydraulic lines, fuel oil, antifreeze solutions, air and water.

Constant operation: -40 °C +100 °C (-40 °F +212 °F)

air max T = +70 °C (+160 °F)

Length: random up to 1" - 61 m max over 1 1/4"



Item Code	↔			↔		↕		↕		↷		♻️	
	Dash	mm	inch	mm	inch	Mpa	psi	Mpa	psi	mm	inch	kg/m	lb/C ft
1002467	-4	6	1/4	14,2	0,56	40	5800	160	23200	100	4,0	0,33	22
1002468	-5	8	5/16	15,8	0,62	35	5000	140	20000	115	4,6	0,35	23
1002469	-6	10	3/8	18,2	0,72	33	4800	132	19200	125	5,0	0,46	31
1002470	-8	13	1/2	21,3	0,84	27,5	4000	86	12500	175	7,0	0,53	36
1002471	-10	16	5/8	24,5	0,96	25	3630	100	14520	200	8,0	0,67	45
1002472	-12	19	3/4	28,6	1,13	21,5	3120	86	12480	240	9,6	0,85	57
1002473	-16	25	1	36,6	1,44	16,5	2400	66	9600	300	12,0	1,25	84
1002498	-20	32	1 1/4	46,0	1,81	12,5	1820	50	7280	420	16,8	1,54	103
1002474	-24	38	1 1/2	52,8	2,08	9	1310	36	5240	500	20,0	2,03	136
1002475	-32	51	2	65,6	2,58	8	1160	32	4640	630	25,2	2,76	185

Dimensions shown may be changed without prior notice.

// FLEXOR ELEVATOR

EN 81.2

Tube: oil resistant synthetic rubber.**Reinforcement:** one/two high tensile steel braids.**Cover:** abrasion, ozone and hydrocarbon resistant synthetic rubber.**Application:** medium pressure hydraulic lines, fuel oil, antifreeze solutions, air and water.**Constant operation:** -40 °C +100 °C (-40 °F +212 °F)

air max T = +70 °C (+160 °F)

Length: Random

Item Code	Constr.	↔			↔		↻		↻		⤴		⬆	
		Dash	mm	inch	mm	inch	Mpa	psi	Mpa	psi	mm	inch	kg/m	lb/C ft
1001782	1B	-12	19	3/4	25,8	1,02	5	725	40	6000	240	9,5	0,49	0,33
1000941	1B	-16	25	1	32,1	1,26	5	725	40	6000	300	11,8	0,65	0,44
1000943	1B	-20	32	1 1/4	39,5	1,56	5	725	40	6000	420	16,5	1,00	0,67
1000972	2B	-24	38	1 1/2	48,8	1,92	5	725	40	6000	500	19,7	1,53	1,03
1001781	2B	-32	51	2	62,8	2,47	5	725	40	6000	630	24,8	2,22	1,49

// FLEXOR 5

SAE 100 R5 - J1402 DOT All FM VSS 106

Tube: oil resistant synthetic rubber.**Reinforcement:** one high tensile steel braid.**Cover:** braided high tensile textile cord.**Application:** medium pressure hydraulic lines, fuel oil, antifreeze solutions, air and water.**Constant operation:** -40 °C +100 °C (-40 °F +212 °F)

air max T = +70 °C (+160 °F)

Length: random

Item Code	↔			↔		↻		↻		⤴		⬆	
	Dash	mm	inch	mm	inch	Mpa	psi	Mpa	psi	mm	inch	kg/m	lb/C ft
1000054	-4	5	3/16	13,2	0,52	20,7	3000	82,8	12000	76	3,0	0,23	15
1000055	-5	6	1/4	14,8	0,58	20,7	3000	82,8	12000	86	3,4	0,27	18
1000056	-6	8	5/16	17,3	0,68	15,5	2250	62	9000	102	4,1	0,35	23
1000049	-8	11	7/16	19,5	0,77	13,8	2000	55,2	8000	117	4,7	0,45	30
1000050	-10	13	1/2	23,4	0,92	12,1	1750	48,4	7000	140	5,6	0,56	38
1000051	-12	16	5/8	27,4	1,08	10,3	1500	41,4	6000	165	6,6	0,67	45
1000052	-16	22	7/8	31,4	1,24	5,5	800	22	3200	187	7,5	0,69	46
1000053	-20	29	1 1/8	38,1	1,5	4,3	625	17,2	2500	229	9,2	0,85	57
1000326	-24	35	1 3/8	44,5	1,75	3,4	500	13,8	2000	267	10,7	1,06	71
1000203	-32	46	1 3/4	56,4	2,22	2,4	350	9,6	1390	337	13,5	1,35	91

// FLEXOPAK PLT

Tube: oil resistant synthetic rubber.**Reinforcement:** one high tensile steel braid.**Cover:** abrasion, ozone and hydrocarbon resistant synthetic rubber.**Application:** medium pressure hydraulic lines, fuel oil, antifreeze solutions, air and water. Specially designed for hydraulic pilot lines.**Constant operation:** -40 °C +100 °C (-40 °F +212 °F)

air max T = +70 °C (+160 °F)

Length: random

Item Code	↔			↔		↻		↻		⤴		⚖	
	Dash	mm	inch	mm	inch	Mpa	psi	Mpa	psi	mm	inch	kg/m	lb/C ft
1000274	-3	5	3/16	9,6	0,38	12	1750	48	7000	20	0,8	0,11	7
1000097	-4	6	1/4	11,4	0,45	12	1750	48	7000	30	1,2	0,15	10
1000475	-5	8	5/16	13,0	0,51	12	1750	48	7000	40	1,6	0,18	12
1000476	-6	10	3/8	14,7	0,58	12	1750	48	7000	60	2,4	0,22	15
1000347	-8	13	1/2	17,8	0,70	12	1750	48	7000	80	3,2	0,23	15

// FLEXOPAK 1SC

ISO 11237 - EN 857 1SC

Tube: oil resistant synthetic rubber.**Reinforcement:** one high tensile steel braid.**Cover:** abrasion, ozone and hydrocarbon resistant synthetic rubber.**Application:** high pressure hydraulic lines, fuel oil, antifreeze solutions, air and water.**Constant operation:** -40 °C +100 °C (-40 °F +212 °F)

air max T = +70 °C (+160 °F)

Length: random

Item Code	↔			↔		↻		↻		⤴		⚖	
	Dash	mm	inch	mm	inch	Mpa	psi	Mpa	psi	mm	inch	kg/m	lb/C ft
1000167	-4	6	1/4	12,0	0,47	22,5	3250	90	13000	50	2,0	0,17	11
1000178	-5	8	5/16	14,1	0,56	21,5	3100	86	12400	55	2,2	0,19	13
1000106	-6	10	3/8	15,4	0,61	21	3000	84	12000	65	2,6	0,26	17
1000305	-8	13	1/2	19,5	0,77	16,0	2290	64	9150	90	3,6	0,41	27
1000280	-10	16	5/8	23,0	0,91	13,0	1890	52	7560	100	4,0	0,44	29
1000251	-12	19	3/4	26,7	1,05	10,5	1530	42	6120	125	5,0	0,57	38
1000252	-16	25	1	34,9	1,37	8,8	1280	35,2	5120	150	6,0	0,74	50

Dimensions shown may be changed without prior notice.

// AT3K - MINETUFF

ISO 11237 - SAE 100 R17
EN 857 1SC

Tube: oil resistant synthetic rubber.

Reinforcement: one/two high tensile steel braids.

Cover: abrasion, ozone and hydrocarbon resistant synthetic rubber.

MSHA APPROVED

Application: high pressure hydraulic lines, fuel oil, antifreeze solutions, air and water.

Constant operation: -40 °C +100 °C (-40 °F +212 °F)

Length: random



Item Code	Constr.	↔			↔		↙		↘		∩		⏚	
		Dash	mm	inch	mm	inch	Mpa	psi	Mpa	psi	mm	inch	kg/m	lb/C ft
1000167	1B	-4	6	1/4	12,0	0,47	22,5	3250	90	13000	50	2,0	0,17	11
1000178	1B	-5	8	5/16	14,1	0,56	21,5	3100	86	12400	55	2,2	0,19	13
1000106	1B	-6	10	3/8	15,4	0,61	21	3000	84	12000	65	2,6	0,26	17
1000105	1B	-8	13	1/2	19,2	0,76	21	3000	84	12000	90	3,6	0,36	24
1000104	2B	-10	16	5/8	23,2	0,91	28	4100	112	16240	101	4,0	0,60	40
1000172	2B	-12	19	3/4	27,6	1,09	24	3500	96	14000	121	4,8	0,78	52
1000173	2B	-16	25	1	35,5	1,40	21	3000	84	12000	152	6,0	1,23	83

// FLEXOPAK 2SC **HF**

ISO 11237
EN 857 2SC

Tube: oil resistant synthetic rubber.

Reinforcement: two high tensile steel braids.

Cover: abrasion, ozone and hydrocarbon resistant synthetic rubber.

Application: high pressure hydraulic lines, fuel oil, antifreeze solutions, air and water.

HALOGEN-FREE COMPOUND

Constant operation: -40 °C +100 °C (-40 °F +212 °F)

air max T = +70 °C (+160 °F)

Length: random



Item Code	↔		↔		↻		↻		⤴		⚖		
	Dash	mm	inch	mm	inch	Mpa	psi	Mpa	psi	mm	inch	kg/m	lb/C ft
1000365	-4	6	1/4	13,0	0,51	40	5800	160	23200	75	3,0	0,27	18
1000366	-5	8	5/16	14,7	0,58	35	5000	140	20000	85	3,3	0,31	21
1000367	-6	10	3/8	16,5	0,65	33	4800	132	19200	90	3,5	0,36	24
1000368	-8	13	1/2	19,9	0,78	27,5	4000	110	16000	130	5,1	0,47	31
1000369	-10	16	5/8	23,4	0,92	25	3630	100	14520	170	6,7	0,57	38
1000370	-12	19	3/4	27,6	1,09	21,5	3120	86	12480	200	7,9	0,76	51
1000371	-16	25	1	34,9	1,37	16,5	2400	66	9600	250	9,8	1,13	76

// FLEXOPAK 2 - MINETUFF

ISO 11237 - SAE 100 R16
EN 857 2SC (up to 1")

Tube: oil resistant synthetic rubber.

Reinforcement: two high tensile steel braids.

Cover: abrasion, ozone and hydrocarbon resistant synthetic rubber.

MSHA APPROVED

Application: high pressure hydraulic lines, fuel oil, antifreeze solutions, air and water.

Constant operation: -40 °C +100 °C (-40 °F +212 °F)

air max T = +70 °C (+160 °F)

Length: random up to 1" - 61 m max over 1 1/4"



Item Code	↔		↔		↻		↻		⤴		⚖		
	Dash	mm	inch	mm	inch	Mpa	psi	Mpa	psi	mm	inch	kg/m	lb/C ft
1000146	-4	6	1/4	13,0	0,51	42	6000	160	23200	51	2,0	0,26	17
1000174	-5	8	5/16	14,5	0,57	37,5	5440	150	21750	57	2,2	0,31	21
1000147	-6	10	3/8	16,8	0,66	35	5000	140	20300	64	2,5	0,39	26
1000171	-8	13	1/2	20,6	0,81	31	4500	124	17900	90	3,5	0,52	35
1000104	-10	16	5/8	23,2	0,91	28	4100	112	16240	101	4,0	0,60	40
1000172	-12	19	3/4	27,6	1,09	24	3500	96	14000	121	4,8	0,78	52
1000173	-16	25	1	35,5	1,40	21	3000	84	12000	152	6,0	1,23	83
1001533	-20	32	1 1/4	42,0	1,65	14,5	2100	58	8400	210	8,3	1,36	91
1001728	-24	38	1 1/2	49,9	1,96	12,5	1800	50	7200	430	16,9	1,97	132
1001729	-32	51	2	63,5	2,50	10	1450	40	5800	550	21,6	2,55	171
1001945	-40	63	2 1/2	76,4	3,01	7,5	1100	30	4400	720	28,3	3,30	221
1001994	-48	76	3	90,0	3,54	7	1000	28	4000	880	34,6	3,85	258

Dimensions shown may be changed without prior notice.

// ALFAFOREST

Tube: oil resistant synthetic rubber.

Reinforcement: three high tensile steel braids.

Cover: abrasion, ozone and hydrocarbon resistant synthetic rubber.

Application: high pressure hydraulic lines, fuel oil, antifreeze solutions, air and water.

Constant operation: -40 °C +100 °C (-40 °F +212 °F)

air max T = +70 °C (+160 °F)

Length: random



Item Code	↔			↔		↻		↻		⤴		⚖	
	Dash	mm	inch	mm	inch	Mpa	psi	Mpa	psi	mm	inch	kg/m	lb/C ft
1001037	6	10	3/8	21,7	0,85	50,0	7280	196	28000	120	4,7	0,76	52
1001038	8	13	1/2	24,8	0,98	46,9	6800	188	27200	160	6,3	0,88	88
1001039	10	16	5/8	28,3	1,11	41,4	6000	164	23500	210	8,3	1,11	75
1001040	12	19	3/4	32,2	1,27	37,5	5500	150	22000	260	10,2	1,43	97
1001041	16	25	1	40,4	1,59	32,7	4750	131	19200	310	12,2	2,10	142
1001042	20	32	1 1/4	45,9	1,81	24,0	3500	96	14000	410	16,1	2,31	156

// WIRE SPIRAL

// FLEXOR 4SP

EN 856 4SP

Tube: oil resistant synthetic rubber.
Reinforcement: four high tensile steel spirals.
Cover: abrasion, ozone and hydrocarbon resistant synthetic rubber.
MSHA APPROVED
Application: very high pressure hydraulic lines, fuel oil, antifreeze solutions, air and water.
Constant operation: -40 °C +100 °C (-40 °F +212 °F)
Length: random
Note: specification reference
 SAE 100 R15 (1/4, 3/8, 1/2)



Item Code	↔			↔		↻		↻		⤴		⬆	
	Dash	mm	inch	mm	inch	Mpa	psi	Mpa	psi	mm	inch	kg/m	lb/C ft
1000236	-4	6	1/4	17,9	0,70	45,0	6550	180	26200	150	6,0	0,58	39
1000237	-6	10	3/8	21,4	0,84	44,5	6450	178	25800	180	7,2	0,75	50
1000238	-8	13	1/2	24,6	0,97	41,5	6000	166	24000	230	9,2	0,88	59
1000239	-10	16	5/8	28,2	1,11	35,0	5000	140	20000	250	10,0	1,06	71
1000240	-12	19	3/4	32,2	1,27	38,0	5510	152	22040	300	12,0	1,44	97
1000241	-16	25	1	39,7	1,56	32,0	4640	128	18560	340	13,6	1,96	132

// FLEXOR 4SH

EN 856 4SH

Tube: oil resistant synthetic rubber.
Reinforcement: four high tensile steel spirals.
Cover: abrasion, ozone and hydrocarbon resistant synthetic rubber.
MSHA APPROVED
Application: very high pressure hydraulic lines, fuel oil, antifreeze solutions, air and water.
Constant operation: -40 °C +100 °C (-40 °F +212 °F)
Length: random up to 1" - 61 m max over 1 1/4"



Item Code	↔			↔		↻		↻		⤴		⬆	
	Dash	mm	inch	mm	inch	Mpa	psi	Mpa	psi	mm	inch	kg/m	lb/C ft
1000245	-12	19	3/4	32,2	1,27	42	6000	168	24000	280	11,2	1,58	106
1000246	-16	25	1	38,7	1,52	38	5500	152	22000	340	13,6	1,95	131
1000247	-20	32	1 1/4	45,5	1,79	35	5000	140	20000	460	18,4	2,47	165
1000248	-24	38	1 1/2	53,5	2,11	29	4200	116	16800	560	22,4	3,27	219
1000249	-32	51	2	68,1	2,68	25	3650	100	14500	700	28,0	4,67	313

Dimensions shown may be changed without prior notice.

// FLEXOR R12**SAE 100 R12 - EN 856 R12****Tube:** oil resistant synthetic rubber.**Reinforcement:** four high tensile steel spirals.**Cover:** abrasion, ozone and hydrocarbon resistant synthetic rubber**MSHA APPROVED****Application:** very high pressure hydraulic lines, fuel oil, antifreeze solutions, air and water.**Constant operation:** -40 °C +121 °C (-40 °F +250 °F)**Length:** random up to 1" - 61 m max over 1 1/4"

Item Code	↔			↔		↕		↕		∩		⊞	
	Dash	mm	inch	mm	inch	Mpa	psi	Mpa	psi	mm	inch	kg/m	lb/C ft
1000463	-6	10	3/8	20,3	0,80	28	4000	112	16000	127	5,1	0,61	41
1000464	-8	13	1/2	23,8	0,94	28	4000	112	16000	178	7,1	0,76	51
1000465	-10	16	5/8	27,4	1,08	28	4000	112	16000	203	8,1	1,02	68
1000343	-12	19	3/4	30,7	1,21	28	4000	112	16000	241	9,6	1,19	80
1000342	-16	25	1	38,0	1,50	28	4000	112	16000	305	12,2	1,76	118
1000341	-20	32	1 1/4	47,0	1,85	21	3000	84	12000	419	16,8	2,69	180
1000340	-24	38	1 1/2	53,5	2,11	17,5	2500	70	10000	508	20,3	3,08	207
1000339	-32	51	2	66,7	2,63	17,5	2500	70	10000	635	25,4	3,97	266
1000882	-40	63	2 1/2	81,2	3,20	14	2030	56	8120	720	28,3	6,36	427

// FLEXOR R13**SAE 100 R13 - EN 856 R13****Tube:** oil resistant synthetic rubber.**Reinforcement:** four/six high tensile steel spirals.**Cover:** abrasion, ozone and hydrocarbon resistant synthetic rubber.**MSHA APPROVED****Application:** very high pressure hydraulic lines, fuel oil, antifreeze solutions, air and water.**Constant operation:** -40 °C +121 °C (-40 °F +250 °F)**Length:** random up to 1" - 61 m max over 1 1/4"

Item Code	Constr.	↔			↔		↕		↕		∩		⊞	
		Dash	mm	inch	mm	inch	Mpa	psi	Mpa	psi	mm	inch	kg/m	lb/C ft
1000231	4S	-16	25	1	38,7	1,52	38	5500	152	22000	305	12,2	2,0	134
1000232	6S	-20	32	1 1/4	49,8	1,96	35	5000	140	20000	419	16,8	3,6	241
1000233	6S	-24	38	1 1/2	57,3	2,26	35	5000	140	20000	508	20,3	4,8	322
1000234	6S	-32	51	2	70,9	2,79	35	5000	140	20000	635	25,4	6,6	442

// FLEXOR R15 - MINETUFF

SAE 100 R15

Tube: oil resistant synthetic rubber.**Reinforcement:** four/six high tensile steel spirals.**Cover:** abrasion, ozone and hydrocarbon resistant synthetic rubber.**MSHA APPROVED****Application:** very high pressure hydraulic lines, fuel oil, antifreeze solutions, air and water.**Constant operation:** -40 °C +121 °C (-40 °F +250 °F)**Length:** random up to 1" - 61 m max over 1 1/4"

Item Code	Constr.	↔			↔		↻		↻		∩		♻	
		Dash	mm	inch	mm	inch	Mpa	psi	Mpa	psi	mm	inch	kg/m	lb/C ft
1000254	4S	-10	16	5/8	28,4	1,12	42	6000	168	24000	250	10,0	1,32	88
1000179	4S	-16	25	1	38,7	1,52	42	6000	168	24000	330	13,0	2,20	147
1000180	6S	-20	32	1 1/4	49,8	1,96	42	6000	168	24000	445	17,5	3,59	241
1000189	6S	-24	38	1 1/2	57,3	2,26	42	6000	168	24000	530	20,9	5,00	335
1000344	6S	-32	51	2	72,0	2,83	42	6000	168	24000	635	25,0	7,08	474

Dimensions shown may be changed without prior notice.

// AT7K - MINETUFF**Tube:** oil resistant synthetic rubber.**Reinforcement:** four/six high tensile steel spirals.**Cover:** abrasion, ozone and hydrocarbon resistant synthetic rubber**MSHA APPROVED****Application:** very high pressure hydraulic lines, fuel oil, antifreeze solutions, air and water.**Constant operation:** -40 °C +121 °C (-40 °F +250 °F)**Length:** random up to 5/8" - 61 m max over 1 1/4"

Item Code	Constr.	↔			↔		↻		↻		⤴		⏚	
		Dash	mm	inch	mm	inch	Mpa	psi	Mpa	psi	mm	inch	kg/m	lb/C ft
1000275	4S	-10	16	5/8	29,4	1,16	49	7000	196	28000	250	10,0	1,32	88
1001847	6S	-20	32	1 1/4	50,4	1,98	52,5	7500	210	30000	420	16,5	3,59	241
1001848	6S	-24	38	1 1/2	57,3	2,26	49	7000	196	28000	500	19,7	5,10	342

51

HOSE

// AT8K - MINETUFF**Tube:** oil resistant synthetic rubber.**Reinforcement:** four high tensile steel spirals.**Cover:** abrasion, ozone and hydrocarbon resistant synthetic rubber.**MSHA APPROVED****Application:** very high pressure hydraulic lines, fuel oil, antifreeze solutions, air and water.**Constant operation:** -40 °C +121 °C (-40 °F +250 °F)**Length:** random

Item Code	↔			↔		↻		↻		⤴		⏚	
	Dash	mm	inch	mm	inch	Mpa	psi	Mpa	psi	mm	inch	kg/m	lb/C ft
1003064	-12	19	3/4	31,8	1,25	56	8000	224	32000	270	10,6	1,71	115
1003066	-16	25	1	39,4	1,55	56	8000	224	32000	300	11,8	2,47	166

ALFAGOMMA

alfabiotech

**NEW EXTRA FLEXIBLE
BIO OIL RESISTANT
HOSE RANGE**



alfabiotech

- ▲ SPECIALLY DESIGNED FOR BIO OIL FULL COMPATIBILITY
- ▲ EXTREME FLEXIBILITY: UP TO 50% BETTER BEND RADIUS COMPARED TO SAE 100R
- ▲ MINETUFF COVER FOR TOP ABRASION & OZONE RESISTANCE
- ▲ MSHA-APPROVED FIRE RESISTANT COVER



BEND RADIUS
STANDARD SAE 100R

BEND RADIUS: REDUCED UP TO 50%

Dimensions shown may be changed without prior notice.

// ALFABIOTECH

// ALFABIOTECH 2000 - MINETUFF

ISO 18752

Tube: oil resistant synthetic rubber and biodegradable hydraulic fluids.**Reinforcement:** four high tensile steel spirals.**Cover:** abrasion, ozone and hydrocarbon resistant synthetic rubber.**MSHA APPROVED****Application:** developed to withstand very demanding conditions very high performance in pressure, pulsing and flexing.**Temperature:** -40 °C +121 °C (-40 °F +250 °F)**Length:** 61 m from 1 1/4" to 3"

Item Code	↔			↔		↻		↻		∩		♻️	
	Dash	mm	inch	mm	inch	Mpa	psi	Mpa	psi	mm	inch	kg/m	lb/C ft
1002575	-40	63	2 1/2	79	3,11	14	2030	56	8120	720	28,4	4,63	311
1002576	-48	76	3	92,5	3,64	14	2030	56	8120	840	33,1	5,40	362

// ALFABIOTECH 3000 - MINETUFF

ISO 18752

EXCEEDS SAE 100 R12

Tube: oil resistant synthetic rubber and biodegradable hydraulic fluids.**Reinforcement:** four/six high tensile steel spirals.**Cover:** abrasion, ozone and hydrocarbon resistant synthetic rubber.**MSHA APPROVED****Application:** developed to withstand very demanding conditions very high performance in pressure, pulsing and flexing.**Temperature:** -40 °C +121 °C (-40 °F +250 °F)**Length:** 61 m from 1 1/4" to 3"

Item Code	Constr.	↔			↔		↻		↻		∩		♻️	
		Dash	mm	inch	mm	inch	Mpa	psi	Mpa	psi	mm	inch	kg/m	lb/C ft
1001690	4S	-20	32	1 1/4	45,7	1,80	21	3045	84	12180	230	9,1	2,26	152
1002574	4S	-24	38	1 1/2	51,8	2,04	21	3045	84	12180	420	16,5	2,76	185
1003035	4S	-32	51	2	66,8	2,63	21	3045	84	12180	560	22,0	4,00	268
1003036	6S	-48	76	3	95,6	3,76	21	3045	84	12180	900	35,4	7,95	533

// ALFABIOTECH 4000 - MINETUFF

ISO 18752

Tube: oil resistant synthetic rubber and biodegradable hydraulic fluids.

Reinforcement: four high tensile steel spirals.

Cover: abrasion, ozone and hydrocarbon resistant synthetic rubber.

MSHA APPROVED

Application: developed to withstand very demanding conditions very high performance in pressure, pulsing and flexing.

Temperature: -40 °C +121 °C (-40 °F +250 °F)

Length: random up to 1" - 61 m max over 1 1/4"



Item Code	↔			↔		↻		↻		⤴		⏪	
	Dash	mm	inch	mm	inch	Mpa	psi	Mpa	psi	mm	inch	kg/m	lb/C ft
1001691	-12	19	3/4	29,5	1,16	28	4000	112	16000	120	4,7	1,23	83
1001692	-16	25	1	37,5	1,48	28	4000	112	16000	150	5,9	1,64	110
1002484	-20	32	1 1/4	45,7	1,80	28	4000	112	16000	260	10,2	2,25	151
1002502	-24	38	1 1/2	51,8	2,04	29	4140	116	16824	420	16,5	2,86	192
1002483	-32	51	2	66,8	2,63	28	4000	112	16000	530	20,9	4,48	301

// ALFABIOTECH 5000 - MINETUFF

ISO 18752

Tube: oil resistant synthetic rubber and biodegradable hydraulic fluids.

Reinforcement: four/six high tensile steel spirals.

Cover: abrasion, ozone and hydrocarbon resistant synthetic rubber.

MSHA APPROVED

Application: developed to withstand very demanding conditions very high performance in pressure, pulsing and flexing.

Temperature: -40 °C +121 °C (-40 °F +250 °F)

Length: random up to 1" - 61 m max over 1 1/4"



Item Code	Constr.	↔			↔		↻		↻		⤴		⏪	
		Dash	mm	inch	mm	inch	Mpa	psi	Mpa	psi	mm	inch	kg/m	lb/C ft
1001693	4S	-10	16	5/8	26,3	1,04	35	5000	140	20000	140	5,5	0,87	58
1001694	4S	-12	19	3/4	31,0	1,22	35	5000	140	20000	150	5,9	1,23	83
1001695	4S	-16	25	1	37,6	1,48	35	5000	140	20000	180	7,1	1,68	113
1001696	4S	-20	32	1 1/4	44,4	1,75	35	5000	140	20000	280	11,0	2,27	152
1001780	6S	-24	38	1 1/2	56,5	2,22	35	5000	140	20000	500	19,7	4,48	301
1001779	6S	-32	51	2	70,2	2,76	35	5000	140	20000	550	21,7	6,26	420
1003076	6S	-40	63	2 1/2	82,8	3,26	35	5000	140	20000	820	32,3	7,57	508
1003106	6S	-48	76	3	95,6	3,76	35	5000	87,5*	12687	900	35,4	7,95	533

* Safety factor 2,5:1

Dimensions shown may be changed without prior notice.

// ALFABIOTECH 5000 PLUS - MINETUFF**ISO 18752****Tube:** oil resistant synthetic rubber and biodegradable hydraulic fluids.**Reinforcement:** four high tensile steel spirals.**Cover:** abrasion, ozone and hydrocarbon resistant synthetic rubber.**MSHA APPROVED****Application:** developed to withstand very demanding conditions very high performance in pressure, pulsing and flexing.**Temperature:** -40 °C +121 °C (-40 °F +250 °F)**Length:** random

Item Code	↔			↔		↻		↻		⤴		⏪	
	Dash	mm	inch	mm	inch	Mpa	psi	Mpa	psi	mm	inch	kg/m	lb/C ft
1001712	-12	19	3/4	31,0	1,22	38	5500	152	22000	180	7,1	1,32	89
1001713	-16	25	1	38,3	1,51	38	5500	152	22000	210	8,3	1,93	130

55

HOSE

// ALFABIOTECH 6000 - MINETUFF**ISO 18752****EXCEEDS SAE 100 R15****Tube:** oil resistant synthetic rubber and biodegradable hydraulic fluids.**Reinforcement:** four/six high tensile steel spirals.**Cover:** abrasion, ozone and hydrocarbon resistant synthetic rubber.**MSHA APPROVED****Application:** developed to withstand very demanding conditions very high performance in pressure, pulsing and flexing.**Temperature:** -40 °C +121 °C (-40 °F +250 °F)**Length:** random up to 1" - 61 m max over 1 1/4"

Item Code	Constr.	↔			↔		↻		↻		⤴		⏪	
		Dash	mm	inch	mm	inch	Mpa	psi	Mpa	psi	mm	inch	kg/m	lb/C ft
1001697	4S	-4	6	1/4	17,3	0,68	45	6525	180	26100	60	2,4	0,47	32
1001698	4S	-6	10	3/8	20,1	0,79	44,5	6450	178	25800	75	3,0	0,55	37
1001699	4S	-8	13	1/2	23,0	0,91	42	6000	168	24000	90	3,5	0,75	50
1001700	4S	-10	16	5/8	31,4	1,24	42	6000	168	24000	180	7,1	1,20	81
1001701	4S	-12	19	3/4	31,2	1,23	42	6000	168	24000	210	8,3	1,47	99
1001702	4S	-16	25	1	38,2	1,50	42	6000	168	24000	250	9,8	2,03	136
1002487	4S	-20	32	1 1/4	46,1	1,81	42	6000	168	24000	445	17,5	2,92	196
1002485	6S	-20	32	1 1/4	49,3	1,94	42	6000	168	24000	445	17,5	3,47	233
1002486	6S	-24	38	1 1/2	56,5	2,22	42	6000	168	24000	530	22,0	4,48	301
1003505	6S	-32	51	2	71,4	2,81	42	6000	168	24000	650	25,6	6,48	435

// SUPERTUFF

// AT3K - SUPERTUFF

ISO 11237 - SAE 100 R17
EN 857 1SC

Tube: oil resistant synthetic rubber.

Reinforcement: one high tensile steel braid.

Cover: abrasion, ozone and hydrocarbon resistant synthetic rubber.

MSHA APPROVED

Application: high pressure hydraulic lines, fuel oil, antifreeze solutions, air and water. Special "supertuff" cover for excellent abrasion resistance and long service life in heavy duty applications.

Constant operation: -40 °C +100 °C (-40 °F +212 °F)
air max T = +70 °C (+160 °F)

Length: random



Item Code	↔			↔		↻		↻		⤵		⏪	
	Dash	mm	inch	mm	inch	Mpa	psi	Mpa	psi	mm	inch	kg/m	lb/C ft
1000195	-4	6	1/4	12,1	0,48	22,5	3250	90	13000	50	2,0	0,17	11
1000405	-5	8	5/16	14,0	0,55	21,5	3100	86	12500	55	2,2	0,18	12
1000209	-6	10	3/8	15,6	0,61	21	3000	84	12000	65	2,6	0,26	17
1000197	-8	13	1/2	19,5	0,77	21	3000	84	12000	90	3,6	0,41	27
1000226	-10	16	5/8	23,2	0,91	28	4100	112	16240	101	4,0	0,62	42
1000227	-12	19	3/4	27,6	1,09	24	3500	96	14000	125	4,9	0,81	54
1000348	-16	25	1	35,5	1,40	21	3000	84	12000	150	5,9	1,25	84

// FLEXOPAK 2 - SUPERTUFF

ISO 11237 - SAE 100 R16
EN 857 2SC

Tube: oil resistant synthetic rubber.

Reinforcement: two high tensile steel braids.

Cover: abrasion, ozone and hydrocarbon resistant synthetic rubber.

Special "supertuff" cover for excellent abrasion resistance and long service life in heavy duty applications.

MSHA APPROVED

Application: high pressure hydraulic lines, fuel oil, antifreeze solutions, air and water.

Constant operation: -40 °C +100 °C (-40 °F +212 °F)
air max T = +70 °C (+160 °F)

Length: random



Item Code	↔			↔		↻		↻		⤵		⏪	
	Dash	mm	inch	mm	inch	Mpa	psi	Mpa	psi	mm	inch	kg/m	lb/C ft
1000228	-4	6	1/4	13,0	0,51	42	6000	168	24000	51	2,0	0,27	18
1000213	-5	8	5/16	14,5	0,57	37,5	5500	150	21750	57	2,2	0,32	21
1000224	-6	10	3/8	16,8	0,66	35	5000	140	20300	64	2,5	0,40	27
1000225	-8	13	1/2	20,6	0,81	31	4500	124	17900	90	3,5	0,54	36
1000226	-10	16	5/8	23,2	0,91	28	4100	112	16240	101	4,0	0,62	42
1000227	-12	19	3/4	27,6	1,09	24	3500	96	14000	125	4,9	0,81	54
1000348	-16	25	1	35,5	1,40	21	3000	84	12000	150	5,9	1,25	84

Dimensions shown may be changed without prior notice.

// ALFABIOTECH 5000 - SUPERTUFF**ISO 18752****Tube:** oil resistant synthetic rubber and biodegradable hydraulic fluids.**Reinforcement:** four/six high tensile steel spirals.**Cover:** abrasion, ozone and hydrocarbon resistant synthetic rubber: Special "supertuff" cover for excellent abrasion resistance and long service life in heavy duty applications.**MSHA APPROVED****Application:** developed to withstand very demanding conditions very high performance in pressure, pulsing and flexing.**Temperature:** -40 °C +121 °C (-40 °F +250 °F)**Length:** Random up to 1" - 61 m from 1 1/4" to 3"

Item Code	Constr.	↔			↔		↻		↻		↷		♻️	
		Dash	mm	inch	mm	inch	Mpa	psi	Mpa	psi	mm	inch	kg/m	lb/C ft
1003045	4S	10	16	5/8	26	1,02	35	5000	140	20000	140	5,51	0,93	62
1003037	4S	12	19	3/4	31,6	1,24	35	5000	140	20000	150	5,91	1,29	87
1003038	4S	16	25	1	38,2	1,50	35	5000	140	20000	180	7,09	1,70	114
1003046	4S	20	32	1 1/4	44,4	1,75	35	5000	140	20000	280	11,02	2,98	200
1003047	6S	24	38	1 1/2	56,5	2,22	35	5000	140	20000	500	19,69	4,61	309
1003048	6S	32	51	2	70,2	2,76	35	5000	140	20000	550	21,65	6,38	428

// ALFABIOTECH 6000 - SUPERTUFF**ISO 18752****EXCEEDS SAE 100 R15****Tube:** oil resistant synthetic rubber and biodegradable hydraulic fluids.**Reinforcement:** four/six high tensile steel spirals.**Cover:** abrasion, ozone and hydrocarbon resistant synthetic rubber. Special "supertuff" cover for excellent abrasion resistance and long service life in heavy duty applications.**MSHA APPROVED****Application:** developed to withstand very demanding conditions very high performance in pressure, pulsing and flexing.**Temperature:** -40 °C +121 °C (-40 °F +250 °F)**Length:** Random up to 1" - 61 m from 1 1/4" to 1 1/2"

Item Code	Constr.	↔			↔		↻		↻		↷		♻️	
		Dash	mm	inch	mm	inch	Mpa	psi	Mpa	psi	mm	inch	kg/m	lb/C ft
1003295	4S	04	6	1/4	17,3	0,68	45	6550	180	26200	60	2,36	0,47	32
1003296	4S	06	10	3/8	20,1	0,79	44,5	6450	178	25800	75	2,95	0,55	37
1003233	4S	08	13	1/2	23,0	0,91	42	6000	168	24000	90	3,54	0,75	50
1002464	4S	10	16	5/8	28,2	1,11	42	6000	168	24000	180	7,09	1,20	81
1003297	4S	12	19	3/4	31,4	1,24	42	6000	168	24000	210	8,27	1,47	99
1002572	4S	16	25	1	38,2	1,50	42	6000	168	24000	250	9,84	2,03	136
1003298	6S	20	32	1 1/4	49,3	1,94	42	6000	168	24000	445	17,52	3,47	233
1003299	6S	24	38	1 1/2	56,5	2,22	42	6000	168	24000	530	20,87	4,48	301

// HIGH TEMPERATURE

// TEMP TECH 1SN

ISO 1436-1 - SAE 100 R1AT
EN 853 1SN

Tube: oil resistant synthetic rubber.

Reinforcement: one high tensile steel braid.

Cover: abrasion, ozone and hydrocarbon resistant blue synthetic rubber.

MSHA APPROVED

Application: high pressure hydraulic lines, fuel oil, antifreeze solutions, air and water. Specially designed for high temperature applications.

Not recommended for steam service.

Constant operation: -40 °C +150 °C (-40 °F +300 °F)

air max T = +110 °C (+230 °F)

Length: random up to 1" - 61 m max over 1 1/4"



Item Code	↔			↔		↻		↻		⤴		⏪	
	Dash	mm	inch	mm	inch	Mpa	psi	Mpa	psi	mm	inch	kg/m	lb/C ft
1000556	-4	6	1/4	13,4	0,53	22,5	3270	90	13080	100	4,0	0,22	15
1000332	-6	10	3/8	17,4	0,69	18	2610	72	10460	130	5,2	0,32	21
1000445	-8	13	1/2	20,6	0,81	16	2320	64	9280	180	7,2	0,42	28
1000360	-10	16	5/8	23,7	0,93	13	1890	52	7560	200	8,0	0,51	34
1000333	-12	19	3/4	27,7	1,09	10,5	1530	42	6120	240	9,6	0,61	41
1000361	-16	25	1	35,6	1,40	8,8	1280	35,2	5100	300	12,0	0,93	62
1000563	-20	32	1 1/4	43,5	1,71	6,3	920	25,2	3650	420	16,8	1,30	87
1000565	-24	38	1 1/2	50,6	1,99	5	730	20	2920	500	20,0	1,48	99
1000567	-32	51	2	64,0	2,52	4	580	16	2320	630	25,2	2,00	134

// TEMP TECH 2SN

ISO 1436-1 - SAE 100 R2AT
EN 853 2SN

Tube: oil resistant synthetic rubber.

Reinforcement: two high tensile steel braid.

Cover: abrasion, ozone and hydrocarbon resistant blue synthetic rubber.

MSHA APPROVED

Application: high pressure hydraulic lines, fuel oil, antifreeze solutions, air and water. Specially designed for high temperature applications.

Not recommended for steam service.

Constant operation: -40 °C +150 °C (-40 °F +300 °F)

air max T = +110 °C (+230 °F)

Length: random up to 1" - 61 m max over 1 1/4"



Item Code	↔			↔		↻		↻		⤴		⏪	
	Dash	mm	inch	mm	inch	Mpa	psi	Mpa	psi	mm	inch	kg/m	lb/C ft
1000447	-4	6	1/4	15,0	0,59	40	5800	160	23200	100	4,0	0,36	24
1000334	-6	10	3/8	19,1	0,75	33	4800	132	19200	125	5,0	0,51	34
1000335	-8	13	1/2	22,2	0,87	28	4000	112	16000	175	7,0	0,64	43
1000349	-10	16	5/8	25,4	1,00	25	3630	100	14520	200	8,0	0,74	50
1000350	-12	19	3/4	29,3	1,15	21,5	3120	86	12480	240	9,6	0,91	61
1000351	-16	25	1	38,1	1,50	16,5	2400	66	9600	300	12,0	1,32	88
1000362	-20	32	1 1/4	48,3	1,90	12,5	1820	50	7280	420	16,8	1,93	129
1000352	-24	38	1 1/2	54,6	2,15	9	1310	36	5240	500	20,0	2,41	161
1000448	-32	51	2	67,4	2,65	8	1160	32	4640	630	25,2	2,96	198

Dimensions shown may be changed without prior notice.

// FLEXOPAK 2 HT**ISO 11237 - SAE 100 R16****EN 857 2SC (up to 1")****Tube:** oil resistant synthetic rubber.**Reinforcement:** two high tensile steel braids.**Cover:** abrasion, ozone and hydrocarbon resistant blue synthetic rubber.**MSHA APPROVED****Application:** high pressure hydraulic lines, fuel oil, antifreeze solutions, air and water. Specially designed for high temperature applications.**Constant operation:** -40 °C +135 °C (-40 °F +275 °F)

air max T = +70 °C (+160 °F)

Length: random

Item Code	↔			↔		↻		↻		⤴		⚖	
	Dash	mm	inch	mm	inch	Mpa	psi	Mpa	psi	mm	inch	kg/m	lb/C ft
1002803	-4	6	1/4	13,4	0,53	42	6000	160	23200	51	2,0	0,26	17
1002804	-5	8	5/16	15,0	0,59	37,5	5440	150	21750	57	2,2	0,31	21
1002805	-6	10	3/8	17,4	0,69	35	5000	140	20300	64	2,5	0,39	26
1002806	-8	13	1/2	20,6	0,81	31	4500	124	17900	90	3,5	0,52	35
1002807	-10	16	5/8	23,7	0,93	28	4100	112	16240	101	4,0	0,60	40
1002808	-12	19	3/4	27,7	1,09	24	3500	96	14000	121	4,8	0,78	52
1002809	-16	25	1	35,6	1,40	21	3000	84	12000	152	6,0	1,23	83
1002810	-20	32	1 1/4	43,3	1,70	14,5	2100	58	8400	360	14,2	1,34	90
1002811	-24	38	1 1/2	49,9	1,96	12,5	1820	50	7280	430	16,93	1,86	125
1002812	-32	51	2	63,5	2,50	10	1450	40	5800	550	21,6	2,55	171
1002813	-40	63	2 1/2	76,4	3,01	7,5	1100	30	4400	720	28,3	3,30	221
1002814	-48	76	3	90,0	3,54	7	1000	28	4000	880	34,6	3,85	258

// TEMP TECH R5**SAE 100 R5****Tube:** oil resistant synthetic rubber.**Reinforcement:** one high tensile steel braid.**Cover:** braided high tensile textile blue cord.**Application:** medium pressure hydraulic lines, fuel oil, antifreeze solutions, air and water. Specially designed for high temperature applications.**Constant operation:** -40 °C +150 °C (-40 °F +300 °F)

air max T = +110 °C (+230 °F)

Length: random

Item Code	↔			↔		↻		↻		⤴		⚖	
	Dash	mm	inch	mm	inch	Mpa	psi	Mpa	psi	mm	inch	kg/m	lb/C ft
1002653	-4	5	3/16	13,2	0,52	20,7	3000	82,8	12000	76	3,0	0,23	15
1002654	-5	6	1/4	14,8	0,58	20,7	3000	82,8	12000	86	3,4	0,27	18
1002655	-6	8	5/16	17,3	0,68	15,5	2250	62	9000	102	4,1	0,35	23
1002656	-8	11	7/16	19,5	0,77	13,8	2000	55,2	8000	117	4,7	0,45	30
1002657	-10	13	1/2	23,4	0,92	12,1	1750	48,4	7000	140	5,6	0,56	38
1002658	-12	16	5/8	27,4	1,08	10,3	1500	41,4	6000	165	6,6	0,67	45
1002659	-16	22	7/8	31,4	1,24	5,5	800	22	3200	187	7,5	0,69	46
1002660	-20	29	1 1/8	38,1	1,5	4,3	625	17,2	2500	229	9,2	0,85	57
1002661	-24	35	1 3/8	44,5	1,75	3,4	500	13,8	2000	267	10,7	1,06	71
1002662	-32	46	1 3/4	56,4	2,22	2,4	350	9,6	1400	337	13,5	1,35	91

// FLEXOR R4 644 HT

SAE 100 R4

EXTRA FLEXIBLE - HIGH TEMP

Tube: oil resistant synthetic rubber.**Reinforcement:** high tensile textile cords with embedded steel helix wire.**Cover:** abrasion, ozone and hydrocarbon resistant synthetic rubber.**MSHA APPROVED****Application:** fuel, oil and hydraulic fluids with 50% max aromatic content suction and delivery. Specially designed for high temperature applications and for hydraulic lines requiring tight bend radius.**Constant operation:** -40 °C +135 °C (-40 °F +275 °F)**Length:** 61 m max

Item Code	↔			↔		↻		↻		⤵		⬆	
	Dash	mm	inch	mm	inch	Mpa	psi	Mpa	psi	mm	inch	kg/m	lb/C ft
1001277	-12	19	3/4	29	1,14	2,5	375	10	1500	38	1,5	0,63	42
1001274	-16	25	1	35	1,38	2,0	300	8	1200	50	2,0	0,81	54
1001196	-20	32	1 1/4	42	1,65	1,4	200	5,6	800	64	2,5	0,99	66
1001279	-24	38	1 1/2	48	1,89	1,0	150	4	600	76	3,0	1,15	77
1001281	-32	51	2	61	2,40	0,7	100	2,8	400	102	4,0	1,49	100
1001283	-40	63	2 1/2	75	2,95	0,5	75	2	300	125	4,9	2,23	150
1001285	-48	76	3	88	3,46	0,5	75	2	300	152	6,0	2,75	185
1001290	-64	102	4	116	4,57	0,5	75	2	300	203	8,0	3,61	242

Dimensions shown may be changed without prior notice.

// LOW TEMPERATURE

// FLEXOPAK 2 LT

Tube: oil resistant ultra low temperature synthetic rubber.

Reinforcement: two high tensile steel braids.

Cover: oil, water, ozone and ultra low temperature resistant synthetic rubber.

Application: hydraulic system with petroleum or water/glycol based fluids, fuel, lubricating oils. Specially designed for ultra low temperature applications.

Constant operation: -55 °C +100 °C (-67 °F +212 °F)

air max T = +70 °C (+160 °F)

Length: random



Item Code	↔			↔		↻		↻		⤴		⚖	
	Dash	mm	inch	mm	inch	Mpa	psi	Mpa	psi	mm	inch	kg/m	lb/C ft
1003221	-4	6	1/4	13,0	0,51	42	6000	168	24000	51	2,0	0,28	19
1003283	-5	8	5/16	14,5	0,57	37,5	5440	150	21750	57	2,2	0,31	21
1003222	-6	10	3/8	16,8	0,66	35	5000	140	20300	64	2,5	0,39	26
1003226	-8	13	1/2	20,6	0,81	31	4500	124	17900	90	3,5	0,52	35
1003223	-10	16	5/8	23,4	0,92	28	4100	112	16240	101	4,0	0,60	40
1003224	-12	19	3/4	27,6	1,09	24	3500	96	14000	121	4,8	0,81	54
1003225	-16	25	1	35,5	1,40	21	3000	84	12000	152	6,0	1,22	82
1003304	-20	32	1 1/4	43,3	1,70	14,5	2100	58	8400	360	14,2	1,50	101

// ALFAFOREST LT

Tube: oil resistant ultra low temperature synthetic rubber.

Reinforcement: three high tensile steel braids.

Cover: oil, water, ozone and ultra low temperature resistant synthetic rubber.

Application: hydraulic system with petroleum or water/glycol based fluids, fuel, lubricating oils. Specially designed for ultra low temperature applications.

Constant operation: -55 °C +100 °C (-67 °F +212 °F)

air max T = +70 °C (+160 °C)

Length: random



Item Code	↔			↔		↻		↻		⤴		⚖	
	Dash	mm	inch	mm	inch	Mpa	psi	Mpa	psi	mm	inch	kg/m	lb/C ft
1003305	-6	10	3/8	21,7	0,85	50	7280	196	28000	120	4,7	0,75	50
1003292	-8	13	1/2	24,8	0,98	46,9	6800	188	27260	160	6,2	0,88	59
1003293	-10	16	5/8	28,3	1,11	41	5945	164	23780	210	8,2	1,10	74
1003230	-12	19	3/4	32,2	1,27	37,5	5440	150	21750	260	10,2	1,43	96
1003294	-16	25	1	40,4	1,59	33	4742	132	19000	310	12,2	2,10	141

// FLEXOR 4SP LT

EN 856 4SP

Tube: oil resistant ultra low temperature synthetic rubber.

Reinforcement: four high tensile steel spirals.

Cover: oil, water, ozone and ultra low temperature resistant synthetic rubber.

Application: very high pressure hydraulic lines, fuel oil, antifreeze solutions, air and water. Specially designed for ultra low temperature applications.

Constant operation: -55 °C +100 °C (-67 °F +212 °F)

Length: random



Item Code	↔			↔		↻		↻		⤵		⚖	
	Dash	mm	inch	mm	inch	Mpa	psi	Mpa	psi	mm	inch	kg/m	lb/C ft
1003284	-4	6	1/4	17,9	0,70	45,0	6550	180	26200	150	6,0	0,58	39
1003285	-6	10	3/8	21,4	0,84	44,5	6450	178	25800	180	7,2	0,75	50
1003286	-8	13	1/2	24,6	0,97	42,0	6090	168	24360	230	9,2	0,88	59
1003231	-10	16	5/8	28,2	1,11	35,0	5000	140	20000	250	10,0	1,06	71
1003287	-12	19	3/4	32,2	1,27	38,0	5510	152	22040	300	12,0	1,44	97
1003288	-16	25	1	39,7	1,56	32,0	4640	128	18560	340	13,6	1,96	132

// FLEXOR 4SH LT

EN 856 4SH

Tube: oil resistant ultra low temperature synthetic rubber.

Reinforcement: four high tensile steel spirals.

Cover: oil, water, ozone and ultra low temperature resistant synthetic rubber.

Application: very high pressure hydraulic lines, fuel oil, antifreeze solutions, air and water. Specially designed for ultra low temperature applications.

Constant operation: -55 °C +100 °C (-67 °F +212 °F)

Length: random



Item Code	↔			↔		↻		↻		⤵		⚖	
	Dash	mm	inch	mm	inch	Mpa	psi	Mpa	psi	mm	inch	kg/m	lb/C ft
1003232	-16	25	1	38,7	1,52	38	5510	152	22000	340	13,6	1,96	132
1003289	-20	32	1 1/4	45,5	1,79	35	5000	140	20000	460	18,4	2,47	165
1003290	-24	38	1 1/2	53,5	2,11	29	4200	116	16800	560	22,4	3,27	219
1003291	-32	51	2	68,1	2,68	25	3650	100	14500	700	28,0	4,67	313

Dimensions shown may be changed without prior notice.

// OIL RETURN LINES

// FLEXOR R4 604

SAE 100 R4

Tube: oil resistant synthetic rubber.**Reinforcement:** high tensile textile cords with embedded steel helix wire.**Cover:** abrasion, ozone and hydrocarbon resistant synthetic rubber.**Application:** fuel, oil and hydraulic fluids with 50% max aromatic content suction and delivery. Specially designed for hydraulic oil return lines.**Constant operation:** -40 °C +100 °C (-40 °F +212 °F)**Length:** 61 m max

Item Code	↔			↔		↕		↕		⤵		⏺	
	Dash	mm	inch	mm	inch	Mpa	psi	Mpa	psi	mm	inch	kg/m	lb/C ft
1000486	-12	19	3/4	29	1,14	2,1	300	8,4	1200	57	2,2	0,61	41
1000487	-16	25	1	35	1,38	1,7	250	6,8	1000	75	3,0	0,76	51
1000488	-20	32	1 1/4	42	1,65	1,4	200	5,6	800	96	3,8	0,90	60
1000489	-24	38	1 1/2	48	1,89	1,0	150	4,0	600	114	4,5	1,03	69
1000490	-32	51	2	61	2,40	0,7	100	2,8	400	152	6,0	1,33	89
1000491	-40	63	2 1/2	75	2,95	0,4	60	1,6	248	189	7,5	2,08	140
1000492	-48	76	3	88	3,46	0,4	60	1,6	224	228	9,0	2,48	166
1000493	-56	90	3 1/2	104	4,09	0,3	45	1,2	180	270	10,7	3,05	205
1000494	-64	102	4	116	4,57	0,2	30	0,8	120	306	12,0	3,41	229

// FLEXOR R4 634

SAE 100 R4

EXTRA FLEXIBLE

Tube: oil resistant synthetic rubber.**Reinforcement:** high tensile textile cords with embedded steel helix wire.**Cover:** abrasion, ozone and hydrocarbon resistant synthetic rubber.**Application:** fuel, oil and hydraulic fluids with 50% max aromatic content suction and delivery. Specially designed for hydraulic oil return lines requiring tight bend radius.**Constant operation:** -40 °C +100 °C (-40 °F +212 °F)**Length:** 61 m max

Item Code	↔			↔		↕		↕		⤵		⏺	
	Dash	mm	inch	mm	inch	Mpa	psi	Mpa	psi	mm	inch	kg/m	lb/C ft
1001272	-12	19	3/4	29	1,14	2,5	375	10,0	1500	38	1,5	0,58	39
1001273	-16	25	1	35	1,38	2,0	300	8,0	1200	50	2,0	0,75	50
1001275	-20	32	1 1/4	42	1,65	1,7	250	6,8	1000	64	2,5	0,92	62
1001278	-24	38	1 1/2	48	1,89	1,0	150	4,0	600	76	3,0	1,07	72
1001280	-32	51	2	61	2,40	0,7	100	2,8	400	102	4,0	1,39	93
1001282	-40	63	2 1/2	75	2,95	0,5	75	2,0	300	125	4,9	2,10	141
1001284	-48	76	3	88	3,46	0,5	75	2,0	300	152	6,0	2,60	174
1001288	-64	102	4	116	4,57	0,5	75	2,0	300	203	8,0	3,41	229

// PRESSURE WASH

// ALFAJET 210

Tube: oil, detergents and hot water resistant synthetic rubber.
Reinforcement: one high tensile steel braid.
Cover: Smooth. Abrasion, ozone and hydrocarbon resistant blue synthetic rubber, pin-pricked. Black cover also available.
Application: high pressure power cleaners. Specially designed for hot water applications. Not recommended for steam service.
Constant operation: -40 °C +100 °C (-40 °F +212 °F)
Length: random



Item Code	↔			↔		↻		↻		⤵		⚖	
	Dash	mm	inch	mm	inch	Mpa	psi	Mpa	psi	mm	inch	kg/m	lb/C ft
1000192	-4	6	1/4	12,1	0,48	21	3000	84	12000	50	2,0	0,18	12
1000185	-5	8	5/16	14,1	0,56	21	3000	84	12000	60	2,4	0,23	15
1000098	-6	10	3/8	15,6	0,61	21	3000	84	12000	65	2,6	0,28	19
1000166	-8	13	1/2	19,5	0,77	21	3000	84	12000	90	3,6	0,42	28

// ALFAJET 400

Tube: oil, detergents and hot water resistant synthetic rubber.
Reinforcement: two high tensile steel braids.
Cover: Smooth. Abrasion, ozone and hydrocarbon resistant blue synthetic rubber, pin-pricked. Black cover also available.
Application: high pressure power cleaners. specially designed for hot water applications. Not recommended for steam service.
Constant operation: -40 °C +100 °C (-40 °F +212 °F)
Length: random



Item Code	↔			↔		↻		↻		⤵		⚖	
	Dash	mm	inch	mm	inch	Mpa	psi	Mpa	psi	mm	inch	kg/m	lb/C ft
1000221	-4	6	1/4	13,2	0,52	40	5800	160	23200	70	2,8	0,27	18
1000220	-5	8	5/16	14,9	0,59	40	5800	140	20000	76	3,0	0,31	21
1000219	-6	10	3/8	16,7	0,66	40	5800	130	18850	90	3,6	0,36	24
1000218	-8	13	1/2	20,1	0,79	40	5800	120	18000	115	4,6	0,47	32

Dimensions shown may be changed without prior notice.

// PTFE HOSE

// 9TS OM SMOOTH PTFE STAINLESS STEEL BRAID STANDARD DUTY

PERFORMANCE EXCEEDS SAE 100 R14

Tube: smooth ptfе - high mechanical and vibration resistance, low permeability, dielectrical, fire resistant, food grade (FDA, DVGW, BFR compliant). Chemically inert, non sticking, ozone and weather resistant.

Reinforcement: high tensile stainless steel braid AISI 304.

Application: compressed air, gas, steam, fuel, oil, chemical and pharmaceutical products, particularly suitable for steam piping on injection moulding machines, diathermic oil installations, charging lines for cryogenic gas, compressor discharge lines, automotive, pharmaceutical and food sectors. Solvents, pigments and paint transfer lines. Hydraulic lines in power steering marine applications.

Not suitable for molten alkali metals and halogens at high temperature.

Temperature: -60 °C +260 °C (-76 °F +500 °F)

Safety factor: 4:1



Item Code	↔		↔		↓	↻		∠		⬆	
	mm	inch	mm	inch	mm	Mpa	psi	mm	inch	kg/m	lb/C ft
2600557	5	3/16	7,8	0,12	0,76	20,7	3000	51	2,0	0,09	6
2600558	6	1/4	8,6	0,13	0,64	18,1	2600	76	3,0	0,09	6
2600559	8	5/16	11,6	0,14	0,84	15,5	2250	102	4,0	0,13	9
2600560	10	3/8	12,7	0,20	0,84	13,8	2000	127	5,0	0,15	10
2600561	13	1/2	15,4	0,26	0,76	12,1	1750	140	5,5	0,20	13
2600562	16	5/8	18,4	0,31	0,89	10,3	1500	165	6,5	0,27	18
2600563	19	3/4	22,1	0,39	0,89	8,6	1250	203	8,0	0,33	22
2600564	25	1	29,8	0,82	1,10	5,2	750	305	12,0	0,52	35

**// 9TC OM
CONVOLUTED PTFE
STAINLESS STEEL BRAID**



Tube: helically convoluted ptfе - high mechanical and vibration resistance, low permeability, dielectrical, fire resistant, food grade (FDA, DVGW, BFR compliant). Chemically inert, non sticking, ozone and weather resistant.

Reinforcement: high tensile stainless steel braid AISI 304.

Application: compressed air, gas, steam, fuel, oil, chemical and pharmaceutical products, particularly suitable for steam piping on injection moulding machines, diathermic oil installations, charging lines for cryogenic gas, compressor discharge lines, automotive, pharmaceutical and food sectors. Solvents, pigments and paint transfer lines. Hydraulic lines in power steering marine applications. Not suitable for molten alkali metals and halogens at high temperature.

Temperature: -60 °C +260 °C (-76 °F +500 °F)

Safety factor: 4:1

Item Code	↔		↔		⊕	⊖	∟		⚖		
	mm	inch	mm	inch	mm	Mpa	psi	mm	inch	kg/m	lb/C ft
2600574	13	1/2	18,8	0,74	0,89	7,8	1150	25	1,0	0,28	19
2600575	16	5/8	22,1	0,87	0,89	6,2	900	51	2,0	0,33	22
2600576	19	3/4	24,7	0,97	0,89	5,2	750	64	2,5	0,40	27
2600577	25	1	32,8	1,29	1,02	3,5	500	89	3,5	0,55	37
2600578	32	1 1/4	40,7	1,60	1,02	2,6	380	127	5,0	0,69	46
2600579	38	1 1/2	48,3	1,90	1,12	2,3	350	152	6,0	0,89	60
2600580	51	2	61,5	2,42	1,20	1,7	250	200	7,9	1,24	83



// FERRULE SELECTION CHART

// NO SKIVE.....	68
// SKIVE	69
// INTERLOCK.....	70
// ALFACRIMP	71

// NO SKIVE FERRULE FOR STANDARD FITTINGS

Hose	Table n°	-03 DN 5 3/16	-04 DN 6 1/4	-05 DN 8 5/16	-06 DN 10 3/8	-08 DN 12 1/2	-10 DN 16 5/8	-12 DN 19 3/4	-16 DN 25 1	-20 DN 32 1 1/4	-24 DN 38 1 1/2	-32 DN 51 2	-40 DN 63 2 1/2	-48 DN 76 3
ARGUS 1TE/R6 (HF)	209		H1100SK1	H1100SK1	H1100SK1	H1100SK1	H1100SK1	H1100SK1	H1100SK1					
ARGUS 2TE (HF)	210		H1100SK1	H1100SK1	H1100SK1	H1100SK1	H1100404	H1100404	H1100SK1					
ARGUS 3TE/R3 (HF)	252		H1200TX2	H1200TX2	H1200TX2	H1200TX2	H1200TX2	H1200TX2	H1200TX2	H1200TX2	H1200TX2	H1200TX2		
FLEXOR TWB1	200	H1200TP0	H1200TP0	H1200TP0	H1200TP0	H1200TP0								
FLEXOR 7	198	H1200TP0	H1200TP0	H1200TP0	H1200TP0	H1200TP0								
FLEXOR 8	199	H1200TP0	H1200TP0	H1200TP0	H1200TP0	H1200TP0								
FLEXOPAK PLT	197	H1200TP0	H1100SK1	H1200TP0	H1200TP0	H1200TP0								
ALFAJET 210	248	H1200TP0	H1200TP0	H1200TP0	H1200TP0	H1200TP0								
	185		H1200AD1	H1200AD1	H1200AD1	H1200AD1	H1200AD1	H1200AD1	H1200AD1					
ALFAJET 400	176		H1200AD1	H1200AD1	H1200AD1	H1200AD1	H1200AD1	H1200AD1	H1200AD1					
FLEXOR 1SN (HF)	173	H1200AD1	H1200AD1	H1200AD1	H1200AD1	H1200AD1	H1200AD1	H1200AD1	H1200AD1	H1200AD1	H1200AD1	H1200AD1		
FLEXOR 1SN MINETUFF	173	H1200AD1	H1200AD1	H1200AD1	H1200AD1	H1200AD1	H1200AD1	H1200AD1	H1200AD1	H1200AD1	H1200AD1	H1200AD1		
TEMP TECH 1SN	179	H1200AD1	H1200AD1	H1200AD1	H1200AD1	H1200AD1	H1200AD1	H1200AD1	H1200AD1	H1200AD1	H1200AD1	H1200AD1		
FLEXOPAK 1SC	178		H1200AD1	H1200AD1	H1200AD1	H1200AD1	H1200AD1	H1200AD1	H1200AD1					
	206	H1200TP0		H1200TP0	H1200TP0	H1200TP0								
AT3K MINETUFF	185		H1200TP0	H1200AD1	H1200AD1	H1200AD1	H1200AD1	H1200AD1	H1200AD1					
	248	H1200TP0		H1200TP0	H1200TP0	H1200TP0								
AT3K SUPERTUFF	185		H1200AD1	H1200AD1	H1200AD1	H1200AD1	H1200AD1	H1200AD1	H1200AD1					
	248	H1200TP0		H1200TP0	H1200TP0	H1200TP0								
FLEXOR 2SN (HF)	174	H1200AD2	H1200AD2	H1200AD2	H1200AD2	H1200AD2	H1200AD2	H1200AD2	H1200AD2	H1200AD2	H1200AD2	H1200AD2		
FLEXOR 2SN MINETUFF	174	H1200AD2	H1200AD2	H1200AD2	H1200AD2	H1200AD2	H1200AD2	H1200AD2	H1200AD2	H1200AD2	H1200AD2	H1200AD2		
FLEXOPAK 2SC (HF)	176		H1200AD1	H1200AD1	H1200AD1	H1200AD1	H1200AD1	H1200AD1	H1200AD1					
FLEXOPAK 2SC MINETUFF	176		H1200AD1	H1200AD1	H1200AD1	H1200AD1	H1200AD1	H1200AD1	H1200AD1					
FLEXOPAK 2 MINETUFF	177		H1200AD1	H1200AD1	H1200AD1	H1200AD1	H1200AD1	H1200AD1	H1200AD1	H1200AD1	H1200AD1	H1200AD1	H1200TX2	
FLEXOPAK 2 SUPERTUFF	177		H1200AD1	H1200AD1	H1200AD1	H1200AD1	H1200AD1	H1200AD1	H1200AD1	H1200AD1	H1200AD1	H1200AD1	H1200TX2	
FLEXOPAK 2 HT	177		H1200AD1	H1200AD1	H1200AD1	H1200AD1	H1200AD1	H1200AD1	H1200AD1	H1200AD1	H1200AD1	H1200AD1	H1200TX2	
ELEVATOR	183						H1200AD1	H1200AD1	H1200AD1	H1200AD1				
ALFABIOTECH 3000	186								H1200204	H1200204				
ALFABIOTECH 4000	194						H1200204	H1200204	H1200204					
ALFABIOTECH 5000	258						H1200204							
ALFABIOTECH 6000	259				H1200204	H1200204								
FLEXOR R12	139				H1200204	H1200204	H1200204	H1200204	H1200204	H1200204	H1200204			
FLEXOR R4	018							H1200TX2	H1200TX2	H1200TX2	H1200TX2	H1200TX2	H1200TX2	
PTFE - 9TS	201	H2200TF0	H2200TF0	H2200TF0	H2200TF0	H2200TF0	H2200TF0	H2200TF0	H2200TF0					
PTFE - 9TC	203				H2200TF0	H2200TF0	H2200TF0	H2200TF0	H2200TF0	H2200TF0	H2200TF0	H2200TF0		

Hose	Crimping Table n°	-04 DN 5 3/16	-05 DN 6 1/4	-06 DN 8 5/16	-08 DN 10 13/32	-10 DN 12 1/2	-12 DN 16 5/8	-16 DN 22 7/8	-20 DN 29 1 1/8	-24 DN 35 1 3/8	-32 DN 46 1 13/16
FLEXOR 5	261	H1200TX2-03	H1200TX2-04	H1200TX2-05	H1200TX2-06	H1200TX2-08	H1200TX2-10	H1200TX2-12*	H1200TX2-16*	H1200TX2-20*	H1200TX2-32*
TEMP TECH R5	261	H1200TX2-03	H1200TX2-04	H1200TX2-05	H1200TX2-06	H1200TX2-08	H1200TX2-10	H1200TX2-12*	H1200TX2-16*	H1200TX2-20*	H1200TX2-32*

* for these dimensions is necessary to use the specific insert for R5 hose

Dimensions shown may be changed without prior notice.

// SKIVE FERRULE FOR STANDARD FITTINGS




Hose	Table n°	-03 DN 5 3/16	-04 DN 6 1/4	-05 DN 8 5/16	-06 DN 10 3/8	-08 DN 12 1/2	-10 DN 16 5/8	-12 DN 19 3/4	-16 DN 25 1	-20 DN 32 1 1/4	-24 DN 38 1 1/2	-32 DN 51 2	-40 DN 63 2 1/2	-48 DN 76 3
FLEXOR 1SN (HF)	223		H1100SK1	H1100SK1	H1100SK1	H1100SK1	H1100SK1	H1100SK1	H1100SK1					
FLEXOR 1SN MINETUFF	223		H1100SK1	H1100SK1	H1100SK1	H1100SK1	H1100SK1	H1100SK1	H1100SK1					
TEMP TECH 1SN	240		H1100SK1	H1100SK1	H1100SK1	H1100SK1	H1100SK1	H1100SK1	H1100SK1					
FLEXOPAK 1SC	208		H1100SK1	H1100SK1	H1100SK1	H1100SK1	H1100SK1	H1100SK1	H1100SK1					
FLEXOR 2SN (HF)	235		H1100404	H1100404	H1100404	H1100404	H1100404	H1100404	H1100404	H1100404	H1100404	H1100404		
FLEXOR 2SN MINETUFF	235		H1100404	H1100404	H1100404	H1100404	H1100404	H1100404	H1100404	H1100404	H1100404	H1100404		
TEMP TECH 2SN	237		H1100404	H1100404	H1100404	H1100404	H1100404	H1100404	H1100404	H1100404	H1100404	H1100404		
FLEXOPAK 2SC (HF)	222		H1100SK1	H1100SK1	H1100SK1	H1100SK1	H1100SK1	H1100SK1	H1100SK1					
FLEXOPAK 2SC MINETUFF	222		H1100SK1	H1100SK1	H1100SK1	H1100SK1	H1100SK1	H1100SK1	H1100SK1					
FLEXOPAK 2 MINETUFF	207		H1100SK1	H1100SK1	H1100SK1	H1100SK1	H1100SK1	H1100SK1	H1100SK1	H1100404				
FLEXOPAK 2 SUPERTUFF	207		H1100SK1	H1100SK1	H1100SK1	H1100SK1	H1100SK1	H1100SK1	H1100SK1	H1100404				
FLEXOPAK 2 HT	207		H1100SK1	H1100SK1	H1100SK1	H1100SK1	H1100SK1	H1100SK1	H1100SK1	H1100404				
ELEVATOR	184											H1100104		
FLEXOR R12	62				H1100404	H1100404	H1100404	H1100404	H1100404	H1100404	H1100404	H1100404		
FLEXOR R15 MINETUFF	145		H1100404		H1100404	H1100404								
FLEXOR 4SP	41		H1100404		H1100404	H1100404	H1100404	H1100404	H1100404					
ALFAFOREST LT	33				H1100404	H1100404	H1100404	H1100404	H1100404	H1100404				
ALFABIOTECH 2000	212												H1100204	H1100204
ALFABIOTECH 3000	229									H1100404	H1100404			
ALFABIOTECH 4000	187							H1100404	H1100404					
ALFABIOTECH 5000	188						H1100404	H1100404	H1100404					
ALFABIOTECH 5000 SUPERTUFF	188						H1100404	H1100404	H1100404					
ALFABIOTECH 5000 PLUS	211							H1100404						
ALFABIOTECH 6000	192		H1100404		H1100404	H1100404								
ALFABIOTECH 6000 SUPERTUFF	192		H1100404		H1100404	H1100404								
AT3K MINETUFF	239		H1100SK1	H1100SK1	H1100SK1	H1100SK1	H1100SK1	H1100SK1	H1100SK1					
AT3K SUPERTUFF	239		H1100SK1	H1100SK1	H1100SK1	H1100SK1	H1100SK1	H1100SK1	H1100SK1					
ALFAJET 210	239		H1100SK1	H1100SK1	H1100SK1	H1100SK1	H1100SK1	H1100SK1	H1100SK1					
ALFAJET 400	222		H1100SK1	H1100SK1	H1100SK1	H1100SK1	H1100SK1	H1100SK1	H1100SK1					

// INTERLOCK FERRULE FOR INTERLOCK FITTINGS

Hose	Table n°	-06 DN 10 3/8	-08 DN 12 1/2	-10 DN 16 5/8	-12 DN 19 3/4	-16 DN 25 1	-20 DN 32 1 1/4	-24 DN 38 1 1/2	-32 DN 51 2	-40 DN 63 2 1/2	-48 DN 76 3
FLEXOR R13	7				H1400200	H1400200	H1400301	H1400301	H1400301	H1T00600	
FLEXOR R15	146			H1400301	H1400200	H1400200	H1400301	H1400301	H1T00600		
FLEXOR 4SH	8				H1400200	H1400200	H1400200	H1400200	H1400200		
ALFABIOTECH 3000	217										H1T00600
ALFABIOTECH 4000	195							H1400200	H1400200		
ALFABIOTECH 5000	189				H1400200	H1400200	H1400200	H1400301	H1400301		
ALFABIOTECH 5000P	190				H1400200	H1400200					
ALFABIOTECH 6000	191			H1400301	H1400200	H1400200	H1400301	H1400301			
AT7K MINETUFF	101			H1400301			H1400301	H1400301			
AT8K MINETUFF	102				H1400301	H1400301					

Dimensions shown may be changed without prior notice.

// ALFACRIMP - ONE PIECE NO SKIVE

Hose	Table n°	-04 DN 6 1/4	-05 DN 8 5/16	-06 DN 10 3/8	-08 DN 12 1/2	-10 DN 16 5/8	-12 DN 19 3/4	-16 DN 25 1	-20 DN 31 1 1/4	-24 DN 38 1 1/2	-32 DN 51 2	-48 DN 76 3
FLEXOPAK 1SC	218	C12A	C12A	C12A	C12A	C12A	C12A	C12A				
FLEXOR 1SN 	215	C12A	C12A	C12A	C12A	C12A	C12A	C12A	C124	C124	C124	
FLEXOR 1SN MINETUFF	215	C12A	C12A	C12A	C12A	C12A	C12A	C12A	C124	C124	C124	
FLEXOPAK 2SC 	220	C12A	C12A	C12A	C12A	C12A	C12A	C12A				
FLEXOPAK 2SC MINETUFF	220	C12A	C12A	C12A	C12A	C12A	C12A	C12A				
FLEXOPAK 2 MINETUFF	219	C12A	C12A	C12A	C12A	C12A	C12A	C12A				
	228							C124	C124	C124	C124	C122
FLEXOPAK 2 HT	219	C12A	C12A	C12A	C12A	C12A	C12A	C12A				
	228							C124	C124	C124	C124	C122
FLEXOR 2SN 	216	C12A	C12A	C12A	C12A	C12A	C12A	C12A				
	227				C124	C124	C124	C124	C124	C124	C124	
FLEXOR 2SN MINETUFF	216	C12A	C12A	C12A	C12A	C12A	C12A	C12A				
	227				C124	C124	C124	C124	C124	C124	C124	
AT3K MINETUFF	249	C12A	C12A	C12A	C12A							
ALFAJET 210	249	C12A	C12A	C12A	C12A							
ALFAJET 400	220	C12A	C12A	C12A	C12A	C12A	C12A	C12A				
TEMP TECH 1SN	550	C12A	C12A	C12A	C12A	C12A	C12A	C12A				
	92					C124	C124	C124	C124	C124	C124	
TEMP TECH 2SN	236	C12A	C12A	C12A		C12A	C12A	C12A				
	93			C124	C124	C124	C124	C124	C124	C124	C124	
FLEXOR R12	94			C124	C124	C124	C124	C124	C124	C124	C124	
	196						C126	C126	C126	C126		
FLEXOR 4SH	128						C126	C126	C126	C126	C12H	
FLEXOR R13	127						C126	C126	C126	C126	C12R	
ALFABIOTECH 3000 MINETUFF	213								C124	C124	C124	
ALFABIOTECH 4000 MINETUFF	241						C124	C124				
ALFABIOTECH 5000 MINETUFF	244					C124*	C124*					
	246					C126*	C126	C126	C126	C126	C12R	
ALFABIOTECH 5500 MINETUFF							C126*	C126*				
ALFABIOTECH 6000 MINETUFF	245			C124*	C124*		C124*					
	214						C126	C126	C126			

- Validated for use at only 280 bar (4000 PSI) WP
- * Under validation

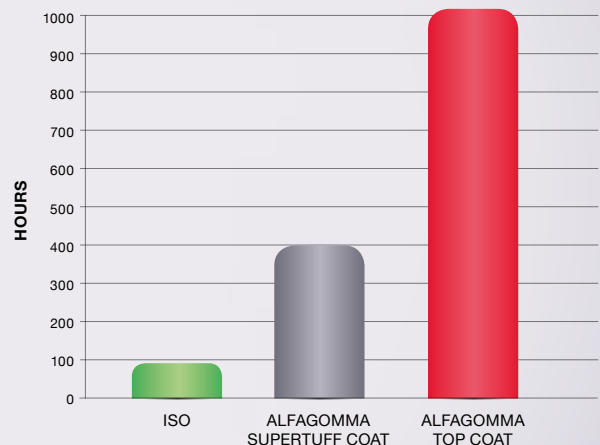
**ALFAGOMMA TOP COAT
OVER 10 TIMES HIGHER
THAN STANDARD**



TOP COAT

- ▲ **TESTED IN ACCORDANCE WITH ASTM B117-03 AND UNI ISO 9927 STANDARDS**
- ▲ **OVER 500 HOURS CORROSION PREVENTION IN SALT SPRAY FOG TO WHITE RUST**
- ▲ **MORE THAN 1000 HOURS CORROSION RESISTANCE TO RED RUST**

Resistance to red rust in salt fog (test in compliance with ISO 9227)



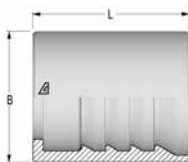


// STANDARD FITTINGS

// FERRULES.....	74	// NPTF INSERTS.....	107
// HOSE MENDER.....	76	// ORFS INSERTS.....	109
// BSP INSERTS.....	77	// FRENCH INSERTS.....	113
// DIN METRIC INSERTS.....	84	// JIS INSERTS.....	114
// PRESSURE WASHER.....	97	// KOMATSU INSERTS.....	116
// SAE INSERTS.....	98	// SAE FLANGES.....	118
// JIC 37° INSERTS.....	101		


// FERRULES

// H1100104



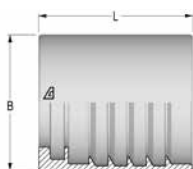
Item Code	Part Number	Dash	mm	in	B	L
1201545	H1100104-200000	20	31,8	1 1/4	50	43,8
1201546	H1100104-240000	24	38,1	1 1/2	57	49,2
1201547	H1100104-320000	32	50,8	2	71	63,7

// H1100404



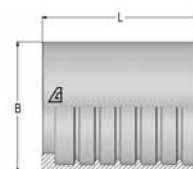
Item Code	Part Number	Dash	mm	in	B	L
1202719	H1100404-040000	04	6,5	1/4	22	26,3
1203253	H1100404-060000	06	9,5	3/8	25	28,5
1203266	H1100404-080000	08	12,7	1/2	29	34,7
1219132	H1100404-100000	10	15,9	5/8	33	37,5
1203368	H1100404-120000	12	19,0	3/4	37	41,5
1234701	H1100404-160000	16	25,4	1	45	47,7
1234766	H1100404-200000	20	31,8	1 1/4	55	54,5
1234767	H1100404-240000	24	38,1	1 1/2	67	61,1
1234768	H1100404-320000	32	50,8	2	82	75,1

// H1200204



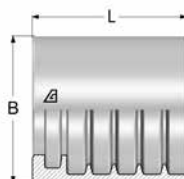
Item Code	Part Number	Dash	mm	in	B	L
1216588	H1200204-060000	06	9,5	3/8	30	28,0
1216589	H1200204-080000	08	12,7	1/2	34	33,9
1216590	H1200204-100000	10	15,9	5/8	38	36,6
1203322	H1200204-120000	12	19	3/4	42	39,5
1203323	H1200204-160000	16	25,4	1	50	47,5
1216591	H1200204-200000	20	31,8	1 1/2	62	50,2

// H1200TP0



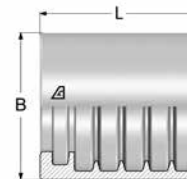
Item Code	Part Number	Dash	mm	in	B	L
1232354	H1200TP0-030000	03	4,8	3/16	15	22,0
1232358	H1200TP0-040000	04	6,4	1/4	17	26,5
1232359	H1200TP0-050000	05	7,9	5/16	19	26,5
1232360	H1200TP0-060000	06	9,5	3/8	22	26,5
1232361	H1200TP0-080000	08	12,7	1/2	26	30,5

// H1200AD1



Item Code	Part Number	Dash	mm	in	B	L
1227977	H1200AD1-030000	3	4,8	3/16	19	24,0
1227978	H1200AD1-040000	4	6,4	1/4	22	24,7
1227979	H1200AD1-050000	5	7,9	5/16	23	24,7
1227980	H1200AD1-060000	6	9,5	3/8	26	29,7
1227981	H1200AD1-080000	8	12,7	1/2	29	30,5
1227983	H1200AD1-100000	10	15,9	5/8	32	30,5
1227985	H1200AD1-120000	12	19,0	3/4	36	36,0
1227986	H1200AD1-160000	16	25,4	1	44	36,7
1227987	H1200AD1-200000	20	31,8	1 1/4	53	48,6
1227988	H1200AD1-240000	24	38,1	1 1/2	61	48,6
1227989	H1200AD1-320000	32	50,8	2	75	48,6

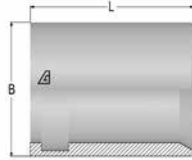
// H1200AD2



Item Code	Part Number	Dash	mm	in	B	L
1227990	H1200AD2-030000	3	4,8	3/16	21	21,5
1227991	H1200AD2-040000	4	6,4	1/4	23	24,7
1227992	H1200AD2-050000	5	7,9	5/16	25	24,7
1227993	H1200AD2-060000	6	9,5	3/8	27	29,7
1227994	H1200AD2-080000	8	12,7	1/2	30	30,5
1227995	H1200AD2-100000	10	15,9	5/8	33	30,5
1227996	H1200AD2-120000	12	19,0	3/4	37	36,0
1227997	H1200AD2-160000	16	25,4	1	45	36,7
1227998	H1200AD2-200000	20	31,8	1 1/4	56	48,6
1227999	H1200AD2-240000	24	38,1	1 1/2	64	48,5
1228000	H1200AD2-320000	32	50,8	2	78	48,6

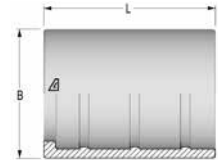
Dimensions shown may be changed without prior notice.

// H2200TF0



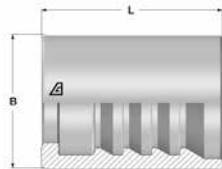
Item Code	Part Number	Dash	mm	in	B	L
1232132	H2200TF0-030000	03	4,8	3/16	14	20
1232133	H2200TF0-040000	04	6,4	1/4	15	25
1232134	H2200TF0-050000	05	7,9	5/16	17,2	25
1232135	H2200TF0-060000	06	9,5	3/8	22	25
1232136	H2200TF0-080000	08	12,7	1/2	25	30
1232137	H2200TF0-100000	10	15,9	5/8	30	33
1232138	H2200TF0-120000	12	19,0	3/4	35	37
1232139	H2200TF0-160000	16	25,4	1	42	45
1232140	H2200TF0-200000	20	31,8	1 1/4	50	48
1232141	H2200TF0-240000	24	38,1	1 1/2	57	58
1232142	H2200TF0-320000	32	50,8	2	73	67

// H1200TX2



Item Code	Part Number	Dash	mm	in	B	L
1236581	H1200TX2-030000	03	4,8	3/16	21	21,5
1236582	H1200TX2-040000	04	6,4	1/4	23	24,7
1236583	H1200TX2-050000	05	7,9	5/16	25	24,7
1236584	H1200TX2-060000	06	9,5	3/8	27	29,7
1236585	H1200TX2-080000	08	12,7	1/2	30	30,5
1236586	H1200TX2-100000	10	15,9	5/8	34	35,5
1236587	H1200TX2-120000	12	19	3/4	38	36,0
1236588	H1200TX2-160000	16	25,4	1	48	42,5
1236589	H1200TX2-200000	20	31,8	1 1/4	53	56,5
1236590	H1200TX2-240000	24	38,1	1 1/2	60	61,5
1236591	H1200TX2-320000	32	50,8	2	76	73,5
1236592	H1200TX2-400000	40	63,0	2 1/2	89	85,0

// H1100SK1

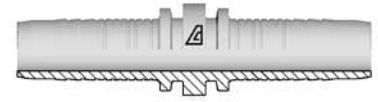


Item Code	Part Number	Dash	mm	in	B	L
1233077	H1100SK1-040000	04	6,4	1/4	19	25,5
1233078	H1100SK1-050000	05	7,9	5/16	21	25,5
1233079	H1100SK1-060000	06	9,5	3/8	23	27,5
1233080	H1100SK1-080000	08	12,7	1/2	27	33,5
1233081	H1100SK1-100000	10	15,9	5/8	29	36,5
1233082	H1100SK1-120000	12	19,0	3/4	33	40,0
1233083	H1100SK1-160000	16	25,4	1	41	46,5

// HOSE MENDER

// H12C5610

Hose Mender



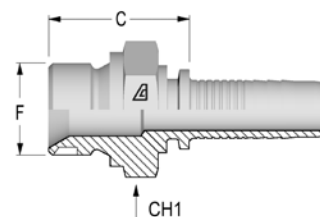
Item Code	Part Number	Dash	Hose ID
1202949	H12C5610-040400	04	1/4
1202870	H12C5610-050500	05	5/16
1202868	H12C5610-060600	06	3/8
1202867	H12C5610-080800	08	1/2
1203160	H12C5610-101000	10	5/8
1203161	H12C5610-121200	12	3/4
1220608	H12C5610-161600	16	1
1220607	H12C5610-202000	20	1 1/4
1220605	H12C5610-242400	24	1 1/2
1220606	H12C5610-323200	32	2

Dimensions shown may be changed without prior notice.

// BSP INSERTS

// H1210510

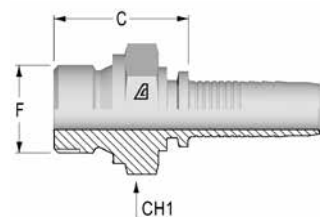
BSPP Male Parallel 60° Flare
AGR



Item Code	Part Number	Hose ID in	Hose ID mm	Dash	F Thread in-TPI	F Thread Dash	C CUT-OFF Factor	CH1 mm
1201291	H1210510-030200	3/16	4,8	03	1/8-28	02	20,3	14
1201722	H1210510-040200	1/4	6,4	04	1/8-28	02	20,8	14
1200507	H1210510-040400	1/4	6,4	04	1/4-19	04	26,3	19
1200508	H1210510-040600	1/4	6,4	04	3/8-19	06	27,8	22
1201098	H1210510-040800	1/4	6,4	04	1/2-14	08	31,3	27
1200540	H1210510-050400	5/16	7,9	05	1/4-19	04	26,3	19
1200541	H1210510-050600	5/16	7,9	05	3/8-19	06	27,8	22
1201101	H1210510-050800	5/16	7,9	05	1/2-14	08	31,3	27
1200340	H1210510-060400	3/8	9,5	06	1/4-19	04	26,3	19
1200341	H1210510-060600	3/8	9,5	06	3/8-19	06	27,8	22
1200339	H1210510-060800	3/8	9,5	06	1/2-14	08	31,3	27
1200386	H1210510-080600	1/2	12,7	08	3/8-19	06	28,6	22
1200384	H1210510-080800	1/2	12,7	08	1/2-14	08	32,1	27
1201096	H1210510-081000	1/2	12,7	08	5/8-14	10	34,1	30
1200385	H1210510-081200	1/2	12,7	08	3/4-14	12	36,1	32
1201085	H1210510-100800	5/8	15,9	10	1/2-14	08	32,1	27
1200419	H1210510-101000	5/8	15,9	10	5/8-14	10	34,1	30
1200418	H1210510-101200	5/8	15,9	10	3/4-14	12	36,1	32
1200446	H1210510-121200	3/4	19,0	12	3/4-14	12	36,6	32
1201095	H1210510-121600	3/4	19,0	12	1-11	16	41,6	41
1201355	H1210510-161600	1	25,4	16	1-11	16	42,4	41
1201356	H1210510-162000	1	25,4	16	1 1/4-11	20	46,4	50
1201357	H1210510-202000	1 1/4	31,8	20	1 1/4-11	20	48,0	50
1201358	H1210510-242400	1 1/2	38,1	24	1 1/2-11	24	51,0	55
1221561	H1210510-243200	1 1/2	38,1	24	2-11	32	56,5	70
1201359	H1210510-323200	2	50,8	32	2-11	32	56,5	70

// H1210610

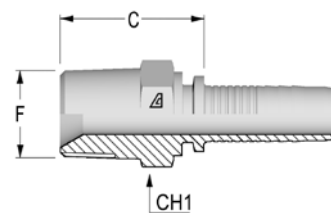
BSPP Male Flat Seat
AGR FD



Item Code	Part Number	Hose ID in	Hose ID mm	Dash	F Thread in-TPI	F Thread Dash	C CUT-OFF Factor	CH1 mm
1214181	H1210610-040400	1/4	6,4	04	1/4-19	04	26,3	19
1223423	H1210610-060600	3/8	9,5	06	3/8-19	06	27,8	22
1216596	H1210610-060800	3/8	9,5	06	1/2-14	08	31,3	27
1223422	H1210610-080800	1/2	12,7	08	1/2-14	08	32,1	27
1216597	H1210610-101000	5/8	15,9	10	5/8-14	10	34,1	30

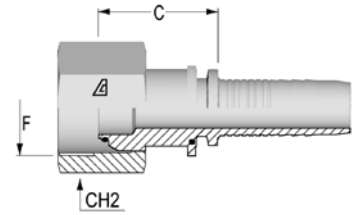
// H1210710

**BSPT Male Tapered
AGR K**



Item Code	Part Number	Hose ID in	Hose ID mm	Dash	F Thread in-TPI	F Thread Dash	C CUT-OFF Factor	CH1 mm
1200456	H1210710-030200	3/16	4,8	03	1/8-28	02	20,8	12
1200491	H1210710-040200	1/4	6,4	04	1/8-28	02	21,3	12
1200490	H1210710-040400	1/4	6,4	04	1/4-19	04	26,8	17
1200492	H1210710-040600	1/4	6,4	04	3/8-19	06	27,8	19
1200532	H1210710-050400	5/16	7,9	05	1/4-19	04	26,8	17
1200533	H1210710-050600	5/16	7,9	05	3/8-19	06	27,8	19
1200328	H1210710-060400	3/8	9,5	06	1/4-19	04	26,8	17
1200329	H1210710-060600	3/8	9,5	06	3/8-19	06	27,8	19
1200327	H1210710-060800	3/8	9,5	06	1/2-14	08	32,3	22
1200373	H1210710-080600	1/2	12,7	08	3/8-19	06	28,6	19
1200371	H1210710-080800	1/2	12,7	08	1/2-14	08	33,1	22
1200410	H1210710-101200	5/8	15,9	10	3/4-14	12	34,1	27
1200440	H1210710-121200	3/4	19,0	12	3/4-14	12	34,6	27
1200439	H1210710-121600	3/4	19,0	12	1-11	16	43,6	36
1201365	H1210710-161200	1	25,4	16	3/4-14	12	37,4	32
1201361	H1210710-161600	1	25,4	16	1-11	16	44,4	36
1201363	H1210710-202000	1 1/4	31,8	20	1 1/4-11	20	49,0	46
1201364	H1210710-242400	1 1/2	38,1	24	1 1/2-11	24	50,5	50
1201360	H1210710-323200	2	50,8	32	2-11	32	54,2	65

Dimensions shown may be changed without prior notice.

// H1220813
**BSPP Female 60° Cone with O-Ring
DKOR**


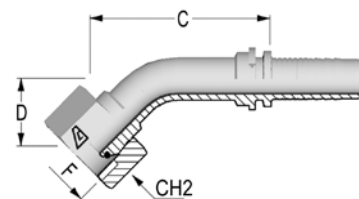
Item Code	Part Number	Hose ID in	Hose ID mm	Dash	F Thread in-TPI	F Thread Dash	C CUT-OFF Factor	CH2 mm
1200606	H1220511-030200	3/16	4,8	03	1/8-28	02	14,3	14
1202325	H1220813-030400	3/16	4,8	03	1/4-19	04	20,3	19
1201066	H1220511-040200	1/4	6,4	04	1/8-28	02	14,7	14
1202326	H1220813-040400	1/4	6,4	04	1/4-19	04	20,8	19
1202327	H1220813-040600	1/4	6,4	04	3/8-19	06	23,3	22
1202328	H1220811-050400	5/16	7,9	05	1/4-19	04	17,3	19
1202329	H1220813-050600	5/16	7,9	05	3/8-19	06	23,3	22
1202330	H1220811-060400	3/8	9,5	06	1/4-19	04	17,3	19
1202331	H1220813-060600	3/8	9,5	06	3/8-19	06	23,3	22
1202332	H1220813-060800	3/8	9,5	06	1/2-14	08	24,3	27
1202571	H1220811-080600	1/2	12,7	08	3/8-19	06	18,6	22
1202333	H1220813-080800	1/2	12,7	08	1/2-14	08	25,1	27
1202334	H1220813-081000	1/2	12,7	08	5/8-14	10	28,4	27
1202335	H1220813-081200	1/2	12,7	08	3/4-14	12	29,0	32
1202457	H1220811-101000	5/8	15,9	10	5/8-14	10	17,1	27
1202336	H1220813-101200	5/8	15,9	10	3/4-14	12	29,0	32
1202462	H1220811-121200	3/4	19,0	12	3/4-14	12	23,9	32
1202337	H1220813-121600	3/4	19,0	12	1-11	16	34,0	38
1202455	H1220811-161600	1	25,4	16	1-11	16	23,9	38
1202338	H1220813-162000	1	25,4	16	1 1/4-11	20	39,4	50
1202458	H1220812-202000	1 1/4	31,8	20	1 1/4-11	20	32,0	50
1202339	H1220813-202400	1 1/4	31,8	20	1 1/2-11	24	41,9	55
1202463	H1220812-242400	1 1/2	38,1	24	1 1/2-11	24	33,8	55
1202340	H1220813-243200	1 1/2	38,1	24	2-11	32	47,0	70
1202014	H1220812-323200	2	50,8	32	2-11	32	34,0	70

// H1220843

45° BSPP Female 60° Cone with O-Ring

DKOR 45

Solid one piece

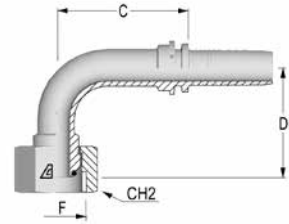


Item Code	Part Number	Hose ID in	Hose ID mm	Dash	F Thread in-TPI	F Thread Dash	C CUT-OFF Factor	D DROP mm	CH2 mm
1202341	H1220843-040400	1/4	6,4	04	1/4-19	04	45,5	15,0	19
1202342	H1220843-040600	1/4	6,4	04	3/8-19	06	41,5	17,5	22
1214200	H1220841-050400	5/16	7,9	05	1/4-19	04	19,0	17,5	19
1202343	H1220843-050600	5/16	7,9	05	3/8-19	06	45,1	18,5	22
1202344	H1220843-060600	3/8	9,5	06	3/8-19	06	49,9	20,5	22
1202345	H1220843-060800	3/8	9,5	06	1/2-14	08	45,7	21,0	27
1202346	H1220843-080800	1/2	12,7	08	1/2-14	08	55,0	21,0	27
1202347	H1220843-081000	1/2	12,7	08	5/8-14	10	57,2	23,0	27
1202348	H1220843-081200	1/2	12,7	08	3/4-14	12	56,7	23,0	32
1202464	H1220841-101000	5/8	15,9	10	5/8-14	10	64,0	21,5	27
1202349	H1220843-101200	5/8	15,9	10	3/4-14	12	66,5	22,5	32
1202465	H1220841-121200	3/4	19,0	12	3/4-14	12	70,0	28,0	32
1202350	H1220843-121600	3/4	19,0	12	1-11	16	74,6	31,5	38
1202466	H1220841-161600	1	25,4	16	1-11	16	84,0	34,0	38
1216663	H1220843-162000	1	25,4	16	1 1/4-11	20	97,0	47,5	50
1202467	H1220842-202000	1 1/4	31,8	20	1 1/4-11	20	100,8	40,0	50
1202351	H1220843-202400	1 1/4	31,8	20	1 1/2-11	24	114,9	38,0	55
1202468	H1220842-242400	1 1/2	38,1	24	1 1/2-11	24	115,7	46,0	55
1202352	H1220843-243200	1 1/2	38,1	24	2-11	32	122,4	45,0	70
1202469	H1220842-323200	2	50,8	32	2-11	32	151,5	60,0	70

Dimensions shown may be changed without prior notice.

// H1220893

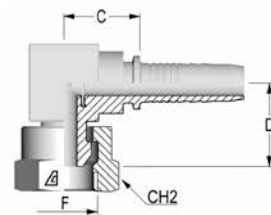
90° BSPP Female 60° Cone with O-Ring
 DKOR 90
 Solid one piece



Item Code	Part Number	Hose ID in	Hose ID mm	Dash	F Thread in-TPI	F Thread Dash	C CUT-OFF Factor	D DROP mm	CH2 mm
1200607	H1220591-030200	3/16	4,8	03	1/8-28	02	24,0	30,0	14
1202474	H1220893-030400	3/16	4,8	03	1/4-19	04	32,6	30,0	19
1201707	H1220591-040200	1/4	6,4	04	1/8-28	02	30,5	32,0	14
1202367	H1220893-040400	1/4	6,4	04	1/4-19	04	29,3	29,0	19
1202353	H1220893-040600	1/4	6,4	04	3/8-19	06	29,8	31,0	22
1202354	H1220893-050600	5/16	7,9	05	3/8-19	06	33,2	36,0	22
1202355	H1220893-060600	3/8	9,5	06	3/8-19	06	34,8	42,0	22
1202356	H1220893-060800	3/8	9,5	06	1/2-14	08	34,3	35,5	27
1202881	H1220891-080600	1/2	12,7	08	3/8-19	06	35,3	43,0	22
1202357	H1220893-080800	1/2	12,7	08	1/2-14	08	35,8	41,0	27
1202358	H1220893-081000	1/2	12,7	08	5/8-14	10	41,6	43,5	27
1202359	H1220893-081200	1/2	12,7	08	3/4-14	12	41,8	43,0	32
1202470	H1220891-101000	5/8	15,9	10	5/8-14	10	47,9	47,0	27
1202360	H1220893-101200	5/8	15,9	10	3/4-14	12	51,9	49,0	32
1202471	H1220891-121200	3/4	19,0	12	3/4-14	12	49,1	53,0	32
1202361	H1220893-121600	3/4	19,0	12	1-11	16	54,1	60,5	38
1202475	H1220891-161600	1	25,4	16	1-11	16	75,1	69,0	38
1202362	H1220893-162000	1	25,4	16	1 1/4-11	20	75,1	88,5	50
1202472	H1220892-202000	1 1/4	31,8	20	1 1/4-11	20	82,3	83,0	50
1202363	H1220893-202400	1 1/4	31,8	20	1 1/2-11	24	101,0	83,0	55
1202456	H1220892-242400	1 1/2	38,1	24	1 1/2-11	24	95,7	96,0	55
1202364	H1220893-243200	1 1/2	38,1	24	2-11	32	107,8	104,0	70
1202473	H1220892-323200	2	50,8	32	2-11	32	128,5	136,0	70

// H1220581

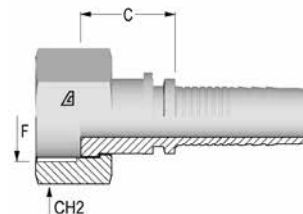
90° Compact BSPP Female 60° Cone
DKR 90



Item Code	Part Number	Hose ID in	Hose ID mm	Dash	F Thread in-TPI	F Thread Dash	C CUT-OFF Factor	D DROP mm	CH2 mm
1202422	H1220581-040400	1/4	6,4	04	1/4-19	04	16,8	19,5	19
1202274	H1220581-050600	5/16	7,9	05	3/8-19	06	19,5	21,5	22
1202025	H1220581-060600	3/8	9,5	06	3/8-19	06	18,8	22,0	22
1202026	H1220581-060800	3/8	9,5	06	1/2-14	08	21,5	22,5	27
1202027	H1220581-080800	1/2	12,7	08	1/2-14	08	22,6	24,5	27
1203213	H1220581-121200	3/4	19,0	12	3/4-14	12	26,7	31,0	32
1203330	H1220581-161600	1	25,4	16	1-11	16	34,5	27,5	38

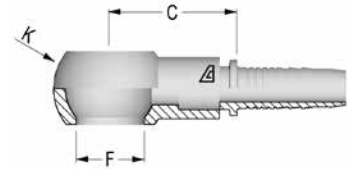
// H1220613

BSPP Female Flat Seat
DKR FD

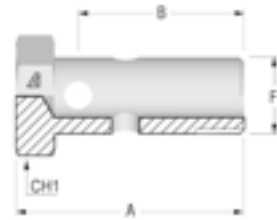


Item Code	Part Number	Hose ID in	Hose ID mm	Dash	F Thread in-TPI	F Thread Dash	C CUT-OFF Factor	CH2 mm
1202226	H1220613-040400	1/4	6,4	04	1/4-19	04	20,3	19
1202227	H1220613-060600	3/8	9,5	06	3/8-19	06	20,3	22
1202140	H1220613-060800	3/8	9,5	06	1/2-14	08	20,8	27
1202228	H1220613-080800	1/2	12,7	08	1/2-14	08	21,6	27
1202229	H1220613-081200	1/2	12,7	08	3/4-14	12	24,6	32
1214195	H1220611-101000	5/8	15,9	10	5/8-14	10	15,3	27
1201684	H1220611-101200	5/8	15,9	10	3/4-14	12	17,6	32
1201570	H1220611-121200	3/4	19,0	12	3/4-14	12	18,1	32
1216659	H1220611-121600	3/4	19,0	12	1-11	16	20,6	38
1201384	H1220611-161600	1	25,4	16	1-11	16	19,9	38

Dimensions shown may be changed without prior notice.

// H1230310
 BSPP Banjo RNR


Item Code	Part Number	Hose ID in	Hose ID mm	Dash	F Thread in-TPI	F mm	C CUT-OFF Factor	K mm
1203087	H1230310-040200	1/4	6,4	04	1/8-28	10,1	20,0	17
1203086	H1230310-040400	1/4	6,4	04	1/4-19	13,3	26,5	22
1216840	H1230310-040600	1/4	6,4	04	3/8-19	16,7	30,5	28
1201763	H1230310-050600	5/16	7,9	05	3/8-19	16,7	30,5	28
1201760	H1230310-060600	3/8	9,5	06	3/8-19	16,7	30,5	28
1201754	H1230310-060800	3/8	9,5	06	1/2-14	21,0	34,5	38
1216843	H1230310-080600	1/2	12,7	08	3/8-19	16,7	30,5	28
1203048	H1230310-080800	1/2	12,7	08	1/2-14	21,0	35,0	38
1203085	H1230310-101000	5/8	15,9	10	5/8-14	23,0	38,0	40
1200423	H1230310-121200	3/4	19,0	12	3/4-14	26,5	41,5	46
1203084	H1230310-161600	1	25,4	16	1-11	33,3	50,5	58

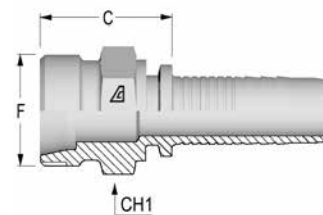
// H10V0210
 BSPP Bolt


Item Code	Part Number	F Thread in-TPI	A mm	B mm	CH1 mm
1210366	H10V0210-040000	1/4-19	30	25	19
1210367	H10V0210-060000	3/8-19	38	31	22
1210365	H10V0210-080000	1/2-14	46	38	27
1210404	H10V0210-100000	5/8-14	51	42	28
1210403	H10V0210-120000	3/4-14	56	47	32
1210402	H10V0210-160000	1-11	69	58	38

// DIN METRIC INSERTS

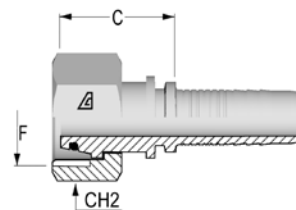
// H1211110

Metric Male 24° Seat - Light
DIN 3853 - CEL



Item Code	Part Number	Hose ID in	Hose ID mm	Dash	F Thread	Tube OD mm	C CUT-OFF Factor	CH1 mm
1200451	H1211110-031200	3/16	4,8	03	M12x1,5	6	20,8	14
1200481	H1211110-041200	1/4	6,4	04	M12x1,5	6	21,3	14
1200482	H1211110-041400	1/4	6,4	04	M14x1,5	8	21,3	14
1201558	H1211110-041600	1/4	6,4	04	M16x1,5	10	23,3	17
1200518	H1211110-051600	5/16	7,9	05	M16x1,5	10	23,3	17
1201086	H1211110-051800	5/16	7,9	05	M18x1,5	12	24,3	19
1200314	H1211110-061600	3/8	9,5	06	M16x1,5	10	23,3	17
1200315	H1211110-061800	3/8	9,5	06	M18x1,5	12	24,3	19
1200320	H1211110-062200	3/8	9,5	06	M22x1,5	15	25,3	22
1202565	H1211110-081800	1/2	12,7	08	M18x1,5	12	25,1	19
1200358	H1211110-082200	1/2	12,7	08	M22x1,5	15	26,1	22
1200362	H1211110-082600	1/2	12,7	08	M26x1,5	18	27,1	27
1200401	H1211110-102600	5/8	15,9	10	M26x1,5	18	27,1	27
1200432	H1211110-123000	3/4	19,0	12	M30x2	22	31,6	32
1201372	H1211110-163600	1	25,4	16	M36x2	28	34,4	36
1201373	H1211110-204500	1 1/4	31,8	20	M45x2	35	40,0	46
1201374	H1211110-245200	1 1/2	38,1	24	M52x2	42	42,0	55

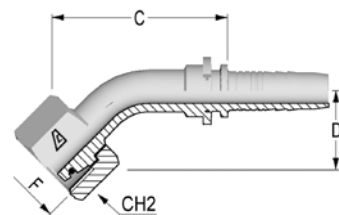
Dimensions shown may be changed without prior notice.

// H1221513
**Metric Female 24° Cone with O-Ring - Light
DIN 3865 - DKOL**


Item Code	Part Number	Hose ID in	Hose ID mm	Dash	F Thread	Tube OD mm	C CUT-OFF Factor	CH2 mm
1200595	H1221513-031200	3/16	4,8	03	M12x1,5	6	23,9	14
1201612	H1221513-031400	3/16	4,8	03	M14x1,5	8	23,9	17
1202944	H1221511-041200	1/4	6,4	04	M12x1,5	6	24,8	14
1200614	H1221513-041400	1/4	6,4	04	M14x1,5	8	24,4	17
1200609	H1221513-041600	1/4	6,4	04	M16x1,5	10	25,4	19
1201060	H1221513-041800	1/4	6,4	04	M18x1,5	12	25,4	22
1201458	H1221513-051400	5/16	7,9	05	M14x1,5	8	25,4	17
1200642	H1221513-051600	5/16	7,9	05	M16x1,5	10	25,4	19
1200643	H1221513-051800	5/16	7,9	05	M18x1,5	12	25,4	22
1203152	H1221513-061600	3/8	9,5	06	M16x1,5	10	25,4	19
1200667	H1221513-061800	3/8	9,5	06	M18x1,5	12	25,4	22
1200670	H1221513-062200	3/8	9,5	06	M22x1,5	15	27,4	27
1203260	H1221513-081800	1/2	12,7	08	M18x1,5	12	28,1	22
1200707	H1221513-082200	1/2	12,7	08	M22x1,5	15	28,2	27
1201843	H1221513-082600	1/2	12,7	08	M26x1,5	18	29,2	32
1203158	H1221513-1022B0	5/8	15,9	10	M22x1,5	15	29,2	27
1200736	H1221513-102600	5/8	15,9	10	M26x1,5	18	29,2	32
1226509	H1221513-1222B0	3/4	19,0	12	M22x1,5	15	30,2	27
1200760	H1221513-1226B0	3/4	19,0	12	M26x1,5	18	30,2	32
1200762	H1221513-123000	3/4	19,0	12	M30x2	22	31,7	36
1220609	H1221513-123600	3/4	19,0	12	M36x2	28	32,8	41
1201593	H1221512-163000	1	25,4	16	M30x2	22	44,6	36
1201385	H1221513-163600	1	25,4	16	M36x2	28	33,6	41
1225980	H1221513-164500	1	25,4	16	M45x2	35	38,5	50
1201386	H1221513-204500	1 1/4	31,8	20	M45x2	35	40,1	50
1201387	H1221513-245200	1 1/2	38,1	24	M52x2	42	40,5	60

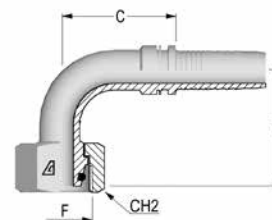
// H1221543

45° Metric Female 24° Cone with O-Ring - Light
DIN 3865 - DKOL 45
Solid one piece



Item Code	Part Number	Hose ID in	Hose ID mm	Dash	F Thread	Tube OD mm	C CUT-OFF Factor	D DROP mm	CH2 mm
1200594	H1221543-031200	3/16	4,8	03	M12x1,5	6	44,9	19,0	14
1216676	H1221541-041200	1/4	6,4	04	M12x1,5	6	45,2	15,5	14
1200612	H1221543-041400	1/4	6,4	04	M14x1,5	8	43,0	17,5	17
1201576	H1221543-041600	1/4	6,4	04	M16x1,5	10	42,0	20,0	19
1225984	H1221543-0514B0	5/16	7,9	05	M14x1,5	8	47,5	20,0	17
1200645	H1221543-051600	5/16	7,9	05	M16x1,5	10	47,5	20,0	19
1200646	H1221543-051800	5/16	7,9	05	M18x1,5	12	47,0	22,0	22
1203153	H1221543-0616B0	3/8	9,5	06	M16x1,5	10	46,8	20,0	19
1200671	H1221543-061800	3/8	9,5	06	M18x1,5	12	46,8	19,5	22
1203326	H1221543-081800	1/2	12,7	08	M18x1,5	12	55,0	21,0	22
1200711	H1221543-082200	1/2	12,7	08	M22x1,5	15	55,0	21,0	27
1200738	H1221543-102600	5/8	15,9	10	M26x1,5	18	65,3	24,0	32
1220810	H1221543-1226B0	3/4	19,0	12	M26x1,5	18	67,0	28,0	32
1200764	H1221543-123000	3/4	19,0	12	M30x2	22	69,4	32,0	36
1216677	H1221543-1630B0	1	25,4	16	M30x2	22	90,0	32,0	36
1201390	H1221543-163600	1	25,4	16	M36x2	28	91,4	32,0	41
1201392	H1221543-204500	1 1/4	31,8	20	M45x2	35	141,5	45,0	50
1202128	H1221543-245200	1 1/2	38,1	24	M52x2	42	114,1	47,0	60

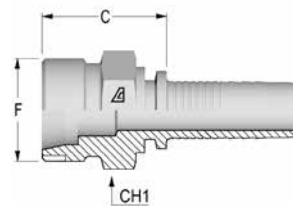
Dimensions shown may be changed without prior notice.

// H1221593
90° Metric Female 24° Cone with O-Ring - Light
DIN 3865 - DKOL 90
Solid one piece


Item Code	Part Number	Hose ID in	Hose ID mm	Dash	F Thread	Tube OD mm	C CUT-OFF Factor	D DROP mm	CH2 mm
1216680	H1221593-031200	3/16	4,8	03	M12x1,5	6	24,0	34,0	14
1203240	H1221591-041200	1/4	6,4	04	M12x1,5	6	29,5	26,0	14
1200618	H1221593-041400	1/4	6,4	04	M14x1,5	8	28,3	32,5	17
1200616	H1221593-041600	1/4	6,4	04	M16x1,5	10	28,3	32,5	19
1203218	H1221593-041800	1/4	6,4	04	M18x1,5	12	28,8	35,0	22
1200648	H1221593-051600	5/16	7,9	05	M16x1,5	10	33,7	38,0	19
1200649	H1221593-051800	5/16	7,9	05	M18x1,5	12	32,2	40,0	22
1200675	H1221593-0616B0	3/8	9,5	06	M16x1,5	10	32,8	38,0	19
1200676	H1221593-061800	3/8	9,5	06	M18x1,5	12	32,8	39,0	22
1200679	H1221593-062200	3/8	9,5	06	M22x1,5	15	35,8	38,5	27
1201237	H1221593-081800	1/2	12,7	08	M18x1,5	12	39,8	40,0	22
1200713	H1221593-082200	1/2	12,7	08	M22x1,5	15	39,8	40,5	27
1203154	H1221593-082600	1/2	12,7	08	M26x1,5	18	39,8	41,0	32
1201292	H1221593-1022B0	5/8	15,9	10	M22x1,5	15	51,4	47,0	27
1200740	H1221593-102600	5/8	15,9	10	M26x1,5	18	51,4	48,0	32
1200742	H1221593-103000	5/8	15,9	10	M30x2	22	52,4	49,0	36
1201548	H1221593-1226B0	3/4	19,0	12	M26x1,5	18	52,1	54,0	32
1200767	H1221593-123000	3/4	19,0	12	M30x2	22	52,1	59,0	36
1216685	H1221593-123600	3/4	19,0	12	M36x2	28	52,1	80,0	41
1216686	H1221593-1630B0	1	25,4	16	M30x2	22	77,6	63,0	36
1201391	H1221593-163600	1	25,4	16	M36x2	28	75,0	68,0	41
1216679	H1221592-2036B0	1 1/4	31,8	20	M36x2	28	92,2	86,0	41
1201393	H1221593-204500	1 1/4	31,8	20	M45x2	35	90,5	89,0	50
1201394	H1221593-245200	1 1/2	38,1	24	M52x2	42	106,5	100,0	60

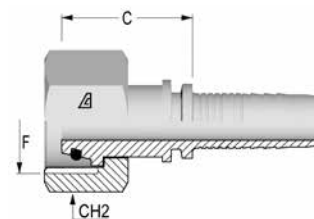
// H1211210

**Metric Male 24° Seat - Heavy
DIN 3853 - CES**



Item Code	Part Number	Hose ID in	Hose ID mm	Dash	F Thread	Tube OD mm	C CUT-OFF Factor	CH1 mm
1201828	H1211210-041400	1/4	6,4	04	M14x1,5	6	24,3	17
1200485	H1211210-041600	1/4	6,4	04	M16x1,5	8	24,3	17
1200477	H1211210-041800	1/4	6,4	04	M18x1,5	10	25,3	19
1200521	H1211210-052000	5/16	7,9	05	M20x1,5	12	25,3	22
1202267	H1211210-061800	3/8	9,5	06	M18x1,5	10	25,3	19
1200316	H1211210-062000	3/8	9,5	06	M20x1,5	12	25,3	22
1200319	H1211210-062200	3/8	9,5	06	M22x1,5	14	27,3	22
1200321	H1211210-062400	3/8	9,5	06	M24x1,5	16	28,3	24
1202564	H1211210-082200	1/2	12,7	08	M22x1,5	14	28,1	22
1200360	H1211210-082400	1/2	12,7	08	M24x1,5	16	29,1	24
1200364	H1211210-083000	1/2	12,7	08	M30x2	20	33,1	32
1200403	H1211210-103000	5/8	15,9	10	M30x2	20	33,1	32
1202526	H1211210-123000	3/4	19,0	12	M30x2	20	33,6	32
1200434	H1211210-123600	3/4	19,0	12	M36x2	25	37,6	36
1203151	H1211210-163600	1	25,4	16	M36x2	25	38,4	36
1201375	H1211210-164200	1	25,4	16	M42x2	30	42,4	46
1201376	H1211210-205200	1 1/4	31,8	20	M52x2	38	48,0	55

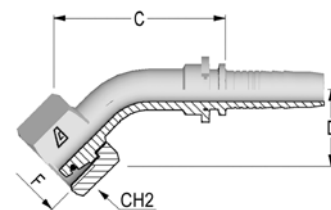
Dimensions shown may be changed without prior notice.

// H1221613
**Metric Female 24° Cone with O-Ring - Heavy
DIN 3865 - DKOS**


Item Code	Part Number	Hose ID in	Hose ID mm	Dash	F Thread	Tube OD mm	C CUT-OFF Factor	CH2 mm
1200596	H1221613-031600	3/16	4,8	03	M16x1,5	8	27,2	19
1201827	H1221613-041400	1/4	6,4	04	M14x1,5	6	26,4	17
1200615	H1221613-041600	1/4	6,4	04	M16x1,5	8	27,7	19
1200610	H1221613-041800	1/4	6,4	04	M18x1,5	10	27,6	22
1201061	H1221613-042000	1/4	6,4	04	M20x1,5	12	27,6	24
1201832	H1221613-051800	5/16	7,9	05	M18x1,5	10	27,6	22
1200644	H1221613-052000	5/16	7,9	05	M20x1,5	12	27,6	24
1216688	H1221613-061600	3/8	9,5	06	M16x1,5	8	27,6	19
1202384	H1221613-061800	3/8	9,5	06	M18x1,5	10	27,6	22
1200668	H1221613-062000	3/8	9,5	06	M20x1,5	12	27,6	24
1200669	H1221613-062200	3/8	9,5	06	M22x1,5	14	31,1	27
1202570	H1221613-062400	3/8	9,5	06	M24x1,5	16	30,9	30
1202566	H1221613-082000	1/2	12,7	08	M20x1,5	12	31,9	24
1218557	H1221613-082200	1/2	12,7	08	M22x1,5	14	31,9	27
1200708	H1221613-082400	1/2	12,7	08	M24x1,5	16	31,7	30
1200710	H1221613-083000	1/2	12,7	08	M30x2	20	36,5	36
1201150	H1221613-102400	5/8	15,9	10	M24x1,5	16	36,5	30
1200737	H1221613-103000	5/8	15,9	10	M30x2	20	36,5	36
1201732	H1221613-123000	3/4	19,0	12	M30x2	20	37,0	36
1200763	H1221613-123600	3/4	19,0	12	M36x2	25	40,2	46
1216696	H122161Z-123600	3/4	19,0	12	M36x2	25	40,2	41
1226516	H1221613-163000	1	25,4	16	M30x2	20	41,0	36
1203099	H1221613-163600	1	25,4	16	M36x2	25	41,0	46
1201388	H1221613-164200	1	25,4	16	M42x2	30	43,1	50
1216693	H1221613-204200	1 1/4	31,8	20	M42x2	30	44,7	50
1201389	H1221613-205200	1 1/4	31,8	20	M52x2	38	48,1	60
1216695	H1221613-245200	1 1/2	38,1	24	M52x2	38	48,1	60

// H1221643

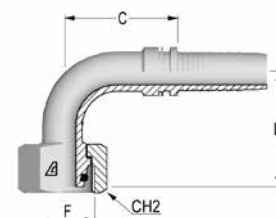
45° Metric Female 24° Cone with O-Ring - Heavy
 DIN 3865 - DKOS 45
 Solid one piece



Item Code	Part Number	Hose ID in	Hose ID mm	Dash	F Thread	Tube OD mm	C CUT-OFF Factor	D DROP mm	CH2 mm
1216697	H1221643-041400	1/4	6,4	04	M14x1,5	6	47,0	20,0	17
1200613	H1221643-041600	1/4	6,4	04	M16x1,5	8	48,6	16,0	19
1200611	H1221643-041800	1/4	6,4	04	M18x1,5	10	43,5	19,0	22
1219110	H1221643-0518B0	5/16	7,9	05	M18x1,5	10	48,0	20,0	22
1200647	H1221643-052000	5/16	7,9	05	M20x1,5	12	48,1	21,0	24
1226010	H1221643-0616B0	3/8	9,5	06	M16x1,5	8	50,6	21,0	19
1216698	H1221643-0618B0	3/8	9,5	06	M18x1,5	10	50,6	21,0	22
1200672	H1221643-062000	3/8	9,5	06	M20x1,5	12	50,6	20,0	24
1200673	H1221643-062200	3/8	9,5	06	M22x1,5	14	52,9	21,0	27
1226012	H1221643-0820B0	1/2	12,7	08	M20x1,5	12	55,8	21,0	24
1200712	H1221643-082400	1/2	12,7	08	M24x1,5	16	55,8	21,5	30
1201300	H1221643-103000	5/8	15,9	10	M30x2	20	66,3	30,0	36
1202891	H1221643-123000	3/4	19,0	12	M30x2	20	66,1	29,0	36
1200765	H1221643-123600	3/4	19,0	12	M36x2	25	69,5	33,0	46
1203098	H1221643-163600	1	25,4	16	M36x2	25	89,7	36,0	46
1201395	H1221643-164200	1	25,4	16	M42x2	30	110,3	40,5	50
1201398	H1221643-205200	1 1/4	31,8	20	M52x2	38	109,0	45,0	60

// H1221693

90° Metric Female 24° Cone with O-Ring - Heavy
 DIN 3865 - DKOS 90
 Solid one piece

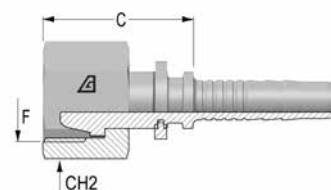


Item Code	Part Number	Hose ID in	Hose ID mm	Dash	F Thread	Tube OD mm	C CUT-OFF Factor	D DROP mm	CH2 mm
1201065	H1221693-041400	1/4	6,4	04	M14x1,5	6	27,3	33,0	17
1200619	H1221693-041600	1/4	6,4	04	M16x1,5	8	27,3	33,0	19
1200617	H1221693-041800	1/4	6,4	04	M18x1,5	10	26,8	34,0	22
1201063	H1221693-042000	1/4	6,4	04	M20x1,5	12	34,5	39,0	24
1216700	H1221693-051800	5/16	7,9	05	M18x1,5	10	33,2	39,0	22
1200650	H1221693-052000	5/16	7,9	05	M20x1,5	12	33,2	39,0	24
1216701	H1221693-0616B0	3/8	9,5	06	M16x1,5	8	34,3	39,0	19
1202134	H1221693-0618B0	3/8	9,5	06	M18x1,5	10	34,3	39,0	22
1200677	H1221693-062000	3/8	9,5	06	M20x1,5	12	34,3	38,5	24
1200678	H1221693-062200	3/8	9,5	06	M22x1,5	14	34,3	40,5	27
1200714	H1221693-082400	1/2	12,7	08	M24x1,5	16	39,8	41,5	30
1201253	H1221693-083000	1/2	12,7	08	M30x2	20	45,8	50,0	36
1216706	H1221693-102400	5/8	15,9	10	M24x1,5	16	47,9	53,0	30
1200741	H1221693-103000	5/8	15,9	10	M30x2	20	47,9	55,0	36
1200766	H1221693-123000	3/4	19,0	12	M30x2	20	50,6	58,0	36
1200768	H1221693-123600	3/4	19,0	12	M36x2	25	50,6	59,5	46
1216711	H122169Z-123600	3/4	19,0	12	M36x2	25	50,6	59,5	41
1203097	H1221693-163600	1	25,4	16	M36x2	25	77,6	73,5	46
1201396	H1221693-164200	1	25,4	16	M42x2	30	75,6	79,0	50
1203096	H1221693-204200	1 1/4	31,8	20	M42x2	30	95,0	88,0	50
1201397	H1221693-205200	1 1/4	31,8	20	M52x2	38	94,0	92,0	60

Dimensions shown may be changed without prior notice.

// H1221313

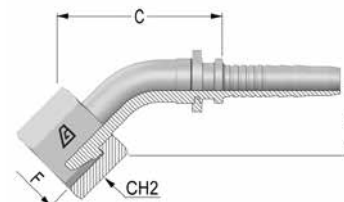
Universal Metric Female



Item Code	Part Number	Hose ID in	Hose ID mm	Dash	F Thread	F Thread Dash	C CUT-OFF Factor	CH2 mm
1200631	H1221313-041400	1/4	6,4	04	M14X1,5	14	22,3	17
1200632	H1221313-041600	1/4	6,4	04	M16X1,5	16	21,8	19
1200633	H1221313-041800	1/4	6,4	04	M18X1,5	18	22,3	22
1200658	H1221313-051600	5/16	7,9	05	M16X1,5	16	22,3	19
1200659	H1221313-051800	5/16	7,9	05	M18X1,5	18	21,8	22
1200697	H1221313-061600	3/8	10,0	06	M16X1,5	16	25,0	19
1200698	H1221313-061800	3/8	10,0	06	M18X1,5	18	22,3	22
1200699	H1221313-062200	3/8	10,0	06	M22X1,5	22	23,9	27
1200729	H1221313-082200	1/2	13,0	08	M22X1,5	22	24,7	27
1200753	H1221313-102600	5/8	15,9	10	M26X1,5	26	25,1	32

// H1221343

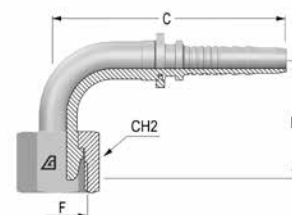
45° Universal Metric Female



Item Code	Part Number	Hose ID in	Hose ID mm	Dash	F Thread	F Thread Dash	C CUT-OFF Factor	D DROP mm	CH2
1216669	H1221343-041400	1/4	6,4	04	M14X1,5	14	36,5	16	17
1216670	H1221343-041600	1/4	6,4	04	M16X1,5	16	37,0	17	19
1200660	H1221343-051600	5/16	7,9	05	M16X1,5	16	42,1	19	19
1201450	H1221343-061800	3/8	10,0	06	M18X1,5	18	42,8	20	22
1225972	H1221343-082200	1/2	13,0	08	M22X1,5	22	54,9	20	27
1225973	H1221343-102600	5/8	15,9	10	M26X1,5	26	54,0	22	32

// H1221393

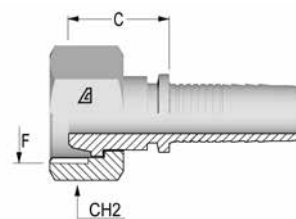
90° Universal Metric Female



Item Code	Part Number	Hose ID in	Hose ID mm	Dash	F Thread	F Thread Dash	C CUT-OFF Factor	D DROP mm	CH2
1225975	H1221393-041400	1/4	6,4	04	M14X1,5	14	29,9	28,5	17,0
1201452	H1221393-041600	1/4	6,4	04	M16X1,5	16	28,3	33,0	19,0
1200661	H1221393-051600	5/16	7,9	05	M16X1,5	16	34,2	36,0	19,0
1201323	H1221393-051800	5/16	7,9	05	M18X1,5	18	33,2	31,0	22,0
1216671	H1221393-061600	3/8	10,0	06	M16X1,5	16	30,0	32,0	19,0
1200701	H1221393-061800	3/8	10,0	06	M18X1,5	18	32,8	37,0	22,0
1201580	H1221393-062200	3/8	10,0	06	M22X1,5	22	32,3	36,0	27,0
1200730	H1221393-082200	1/2	12,7	08	M22X1,5	22	39,8	40,0	27,0
1216672	H1221393-102600	5/8	15,9	10	M26X1,5	26	43,0	47,0	32,0

// H1221013

Metric Female 60° Cone DIN 3863

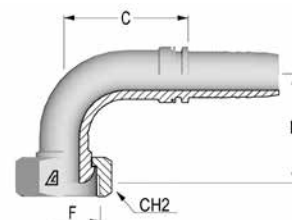


Item Code	Part Number	Hose ID in	Hose ID mm	Dash	F Thread	C CUT-OFF Factor	CH2 mm
1200759	H1221013-123000	3/4	19,0	12	M30x1,5	21,6	36
1201572	H1221013-163800	1	25,4	16	M38x1,5	28,0	46

// H1221093

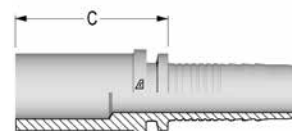
90° Metric Female 60° Cone DIN 3863

Solid one piece



Item Code	Part Number	Hose ID in	Hose ID mm	Dash	F Thread	C CUT-OFF Factor	D DROP mm	CH2 mm
1202056	H1221093-123000	3/4	19,0	12	M30x1,5	54,6	47	36
1201620	H1221093-163800	1	25,4	16	M38x1,5	72,6	60	46

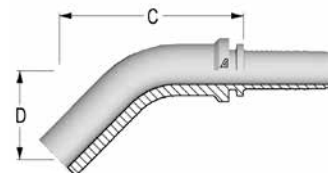
Dimensions shown may be changed without prior notice.

// H1252010
**Metric Straight Standpipe DIN 2353
RSL/RSS**


Item Code	Part Number	Hose ID in	Hose ID mm	Dash	Tube OD mm	C CUT-OFF Factor
1200855	H1252010-030600	3/16	4,8	03	6	27,8
1200856	H1252010-030800	3/16	4,8	03	8	29,8
1200865	H1252010-040600	1/4	6,4	04	6	28,3
1200867	H1252010-040800	1/4	6,4	04	8	30,2
1200859	H1252010-041000	1/4	6,4	04	10	32,2
1200860	H1252010-041200	1/4	6,4	04	12	31,2
1200878	H1252010-050800	5/16	7,9	05	8	30,3
1200871	H1252010-051000	5/16	7,9	05	10	30,2
1200872	H1252010-051200	5/16	7,9	05	12	32,7
1200793	H1252010-061000	3/8	9,5	06	10	30,3
1200794	H1252010-061200	3/8	9,5	06	12	29,3
1200796	H1252010-061400	3/8	9,5	06	14	35,8
1200797	H1252010-061500	3/8	9,5	06	15	34,8
1216922	H1252010-081000	1/2	12,7	08	10	32,5
1200809	H1252010-081200	1/2	12,7	08	12	32,1
1200811	H1252010-081400	1/2	12,7	08	14	36,1
1200812	H1252010-081500	1/2	12,7	08	15	32,1
1200813	H1252010-081600	1/2	12,7	08	16	37,1
1200815	H1252010-081800	1/2	12,7	08	18	36,0
1200828	H1252010-101800	5/8	15,9	10	18	34,2
1200829	H1252010-102000	5/8	15,9	10	20	44,2
1200832	H1252010-102200	5/8	15,9	10	22	37,2
1200838	H1252010-122000	3/4	19,0	12	20	45,5
1200840	H1252010-122200	3/4	19,0	12	22	36,5
1200841	H1252010-122500	3/4	19,0	12	25	48,5
1201442	H1252010-162500	1	25,4	16	25	51,4
1201440	H1252010-162800	1	25,4	16	28	40,4
1201441	H1252010-163000	1	25,4	16	30	54,4
1214227	H1252010-163800	1	25,4	16	38	60,4
1214228	H1252010-203000	1 1/4	31,8	20	30	56,0
1201443	H1252010-203500	1 1/4	31,8	20	35	48,0
1201444	H1252010-203800	1 1/4	31,8	20	38	62,0
1203082	H1252010-243800	1 1/2	38,1	24	38	62,0
1201445	H1252010-244200	1 1/2	38,1	24	42	52,0

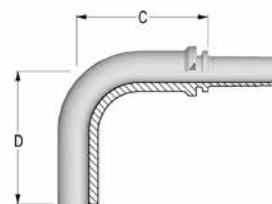
// H1252040

45° Metric Standpipe
 RSL 45/RSS 45 - DIN 2353
 Solid one piece



Item Code	Part Number	Hose ID in	Hose ID mm	Dash	Tube OD mm	C CUT-OFF Factor	D DROP mm
1200863	H1252040-040600	1/4	6,4	04	6	50,1	28,0
1200864	H1252040-040800	1/4	6,4	04	8	43,2	23,0
1200862	H1252040-041000	1/4	6,4	04	10	48,0	24,0
1200876	H1252040-051000	5/16	7,9	05	10	48,4	24,0
1200877	H1252040-051200	5/16	7,9	05	12	55,4	28,0
1200800	H1252040-061000	3/8	9,5	06	10	48,5	24,0
1200801	H1252040-061200	3/8	9,5	06	12	55,5	28,0
1200802	H1252040-061400	3/8	9,5	06	14	53,1	28,0
1226607	H1252040-081200	1/2	12,7	08	12	54,6	26,0
1200817	H1252040-081500	1/2	12,7	08	15	62,6	28,5
1200818	H1252040-081600	1/2	12,7	08	16	63,3	32,0
1214229	H1252040-081800	1/2	12,7	08	18	72,0	30,5
1200843	H1252040-122200	3/4	19,0	12	22	74,3	37,0
1200844	H1252040-122500	3/4	19,0	12	25	83,0	44,0
1216924	H1252040-162500	1	25,4	16	25	102,3	55,0
1214232	H1252040-163000	1	25,4	16	30	137,0	46,1

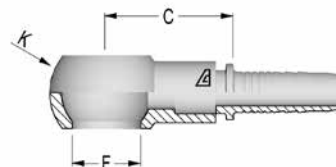
Dimensions shown may be changed without prior notice.

// H1252090
90° Metric Standpipe
RSL 90/RSS 90 - DIN 2353
Solid one piece


Item Code	Part Number	Hose ID in	Hose ID mm	Dash	Tube OD mm	C CUT-OFF Factor	D DROP mm
1200857	H1252090-030600	3/16	4,8	03	6	24,5	36,0
1200869	H1252090-040600	1/4	6,4	04	6	25,4	36,0
1200870	H1252090-040800	1/4	6,4	04	8	25,9	44,0
1200868	H1252090-041000	1/4	6,4	04	10	30,6	42,0
1202296	H1252090-041200	1/4	6,4	04	12	34,9	50,0
1200879	H1252090-051000	5/16	7,9	05	10	28,6	48,5
1200880	H1252090-051200	5/16	7,9	05	12	39,4	55,0
1200803	H1252090-061000	3/8	9,5	06	10	30,7	42,0
1200804	H1252090-061200	3/8	9,5	06	12	35,0	50,0
1200805	H1252090-061400	3/8	9,5	06	14	37,0	50,0
1225730	H1252090-081200	1/2	12,7	08	12	41,0	52,0
1200822	H1252090-081500	1/2	12,7	08	15	44,7	57,0
1200823	H1252090-081600	1/2	12,7	08	16	43,7	64,0
1203079	H1252090-081800	1/2	12,7	08	18	58,1	59,0
1200835	H1252090-101800	5/8	15,9	10	18	52,2	58,0
1200836	H1252090-102000	5/8	15,9	10	20	62,6	70,0
1210832	H1252090-102200	5/8	15,9	10	22	49,4	64,0
1203081	H1252090-122000	3/4	19,0	12	20	63,4	70,0
1200846	H1252090-122200	3/4	19,0	12	22	53,1	67,5
1200847	H1252090-122500	3/4	19,0	12	25	63,2	85,0
1214233	H1252090-162500	1	25,4	16	25	73,1	98,5
1202886	H1252090-162800	1	25,4	16	28	73,1	89,5
1214234	H1252090-163000	1	25,4	16	30	73,1	102,5
1214235	H1252090-203500	1 1/4	31,8	20	35	89,0	106,5

// H1230910

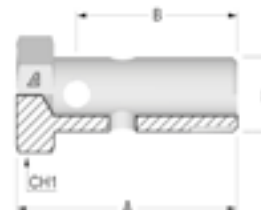
**Metric Banjo
RNM**



Item Code	Part Number	Hose ID in	Hose ID mm	Dash	F Thread in-TPI	F mm	C CUT-OFF Factor	K mm
1202577	H1230910-031000	3/16	4,8	03	M10X1,0	10	24,0	17
1200468	H1230910-041000	1/4	6,4	04	M10X1,0	10	25,0	17
1200469	H1230910-041200	1/4	6,4	04	M12x1,5	12	28,5	20
1200470	H1230910-041400	1/4	6,4	04	M14x1,5	14	27,5	24
1200513	H1230910-051200	5/16	7,9	05	M12x1,5	12	28,5	24
1200514	H1230910-051400	5/16	7,9	05	M14x1,5	14	27,5	24
1200515	H1230910-051600	5/16	7,9	05	M16x1,5	16	30,5	28
1200516	H1230910-051800	5/16	7,9	05	M18x1,5	18	28,5	32
1200309	H1230910-061400	3/8	9,5	06	M14x1,5	14	27,5	24
1200310	H1230910-061600	3/8	9,5	06	M16x1,5	16	30,5	28
1200311	H1230910-061800	3/8	9,5	06	M18x1,5	18	31,5	32
1200346	H1230910-081800	1/2	12,7	08	M18x1,5	18	32,0	32
1200347	H1230910-082200	1/2	12,7	08	M22X1,5	22	35,0	39
1200389	H1230910-102200	5/8	15,9	10	M22X1,5	22	35,0	39
1200422	H1230910-122600	3/4	19,0	12	M26x1,5	26	38,5	46
1203083	H1230910-163000	1	25,4	16	M30x1,5	30	42,5	54

// H10V0810

Metric Bolt



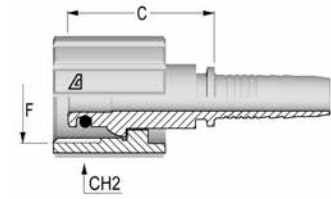
Item Code	Part Number	F Thread in-TPI	A mm	B mm	CH1 mm
1210374	H10V0810-100000	10x1	24	19	14
1210375	H10V0810-120000	12x1,5	29	24	17
1210368	H10V0810-140000	14x1,5	34	28	19
1210384	H10V0810-160000	16x1,5	41	34	22
1210369	H10V0810-180000	18x1,5	44	37	24
1210371	H10V0810-220000	22X1,5	48	41	27
1210406	H10V0810-260000	26x1,5	52	42	32
1210405	H10V0810-300000	30x1,5	62	51	38

Dimensions shown may be changed without prior notice.

// PRESSURE WASHER

// H1224914

Universal Female for Pressure Washer

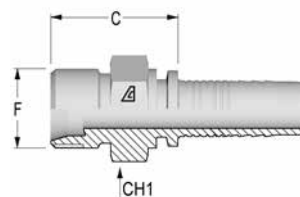


Item Code	Part Number	Hose ID in	Hose ID mm	Dash	F Thread	C CUT-OFF Factor	CH2 mm
1203350	H1224914-042200	1/4	6,4	04	M22x1,5	36,8	35
1203351	H1224914-052200	5/16	7,9	05	M22x1,5	36,8	35
1203352	H1224914-062200	3/8	9,5	06	M22x1,5	36,8	35

// SAE INSERTS

// H1213B10

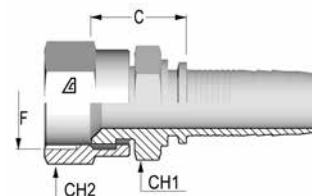
SAE Male Flareless



Item Code	Part Number	Hose ID in	Hose ID mm	Dash	F Thread in-TPI	F Thread Dash	C CUT-OFF Factor	CH1 mm
1216628	H1213B10-040400	1/4	6,4	04	7/16-20	04	21,8	12
1216629	H1213B10-040500	1/4	6,4	04	1/2-20	05	22,8	14
1216630	H1213B10-050600	5/16	7,9	05	9/16-18	06	24,2	16
1216632	H1213B10-060600	3/8	9,5	06	9/16-18	06	24,2	16
1216633	H1213B10-080800	1/2	12,7	08	3/4-16	08	28,4	22
1225942	H1213B10-121200	3/4	19,0	12	1 1/16-12	12	33,1	30

// H1226611

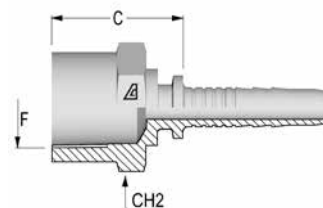
SAE Female Swivel 45° Seat



Item Code	Part Number	Hose ID in	Hose ID mm	Dash	F Thread in-TPI	F Thread Dash	C CUT-OFF Factor	CH1 mm	CH2 mm
1202661	H1226611-060600	3/8	9,5	06	5/8-18	06	23,3	19	22
1226097	H1226611-060800	3/8	9,5	06	3/4-16	08	24,8	19	25
1226098	H1226611-081000	1/2	12,7	08	7/8-14	10	26,6	22	27
1202371	H1226611-121200	3/4	19,0	12	1 1/16-14	12	28,6	27	32

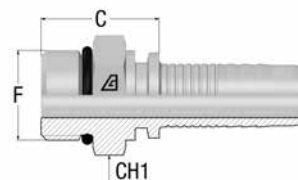
// H1229710

Female Grease Connection PTF Thread



Item Code	Part Number	Hose ID in	Hose ID mm	Dash	F Thread in-TPI	F Thread Dash	C CUT-OFF Factor	CH1 mm
1216837	H1229710-040400	1/4	6,4	04	1/2-27	04	23,3	19

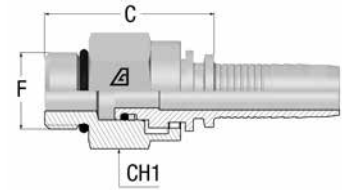
Dimensions shown may be changed without prior notice.

// H1213010
**SAE Solid Male
O-Ring Boss**


Item Code	Part Number	Hose ID in	Hose ID mm	Dash	F Thread in-TPI	F Thread Dash	C CUT-OFF Factor	CH1 mm
1203147	H1213010-040400	1/4	6,4	04	7/16-20	04	20,3	14
1201833	H1213010-040500	1/4	6,4	04	1/2-20	05	21,3	16
1202519	H1213010-040600	1/4	6,4	04	9/16-18	06	22,3	17
1201834	H1213010-060600	3/8	9,5	06	9/16-18	06	23,3	19
1200337	H1213010-060800	3/8	9,5	06	3/4-16	08	24,3	22
1200338	H1213010-061000	3/8	9,5	06	7/8-14	10	26,8	27
1200382	H1213010-080800	1/2	12,7	08	3/4-16	08	25,1	22
1200383	H1213010-081000	1/2	12,7	08	7/8-14	10	27,6	27
1200381	H1213010-081200	1/2	12,7	08	1 1/16-12	12	32,1	32
1221652	H1213010-101000	5/8	15,9	10	7/8-14	10	27,6	24
1200416	H1213010-101200	5/8	15,9	10	1 1/16-12	12	32,1	32
1203146	H1213010-121000	3/4	19,0	12	7/8-14	10	28,1	27
1200445	H1213010-121200	3/4	19,0	12	1 1/16-12	12	32,6	32
1201836	H1213010-161600	1	25,4	16	1 5/16-12	16	35,4	38
1225859	H1213010-202000	1 1/4	31,8	20	1 5/8-12	20	39,0	46

// H1213011

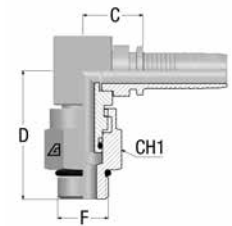
SAE Male Swivel
O-Ring Boss



Item Code	Part Number	Hose ID in	Hose ID mm	Dash	F Thread in-TPI	F Thread Dash	C CUT-OFF Factor	CH1 mm
1225927	H1213011-060600	3/8	9,5	06	9/16-18	06	40,5	22
1225928	H1213011-060800	3/8	9,5	06	3/4-16	08	22,0	22
1225929	H1213011-080800	1/2	12,7	08	3/4-16	08	23,0	25
1225930	H1213011-081000	1/2	12,7	08	7/8-14	10	23,0	25
1230553	H1213011-121200	3/4	19,0	12	1 1/16-12	12	49,6	32

// H1213081

90° Compact SAE Male Swivel
O-Ring Boss



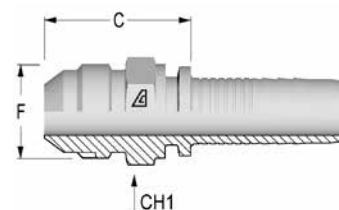
Item Code	Part Number	Hose ID in	Hose ID mm	Dash	F Thread in-TPI	F Thread Dash	C CUT-OFF Factor	D DROP mm	CH1 mm
1226490	H1213081-040500	1/4	6,4	04	1/2-20	05	17,0	34	17
1225933	H1213081-060800	3/8	9,5	06	3/4-16	08	22,0	44	25
1225934	H1213081-080800	1/2	12,7	08	3/4-16	08	23,0	47	25
1225935	H1213081-081000	1/2	12,7	08	7/8-14	10	23,0	49	25
1226491	H1213081-101200	5/8	15,9	10	1 1/16-12	12	27,0	60	32
1226492	H1213081-121200	3/4	19,0	12	1 1/16-12	12	27,0	61	32

Dimensions shown may be changed without prior notice.

// JIC 37° INSERTS

// H1212510

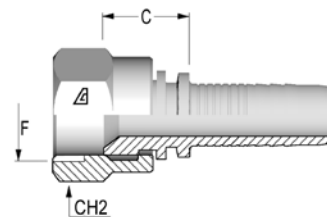
JIC Male 37° Cone
AGJ



Item Code	Part Number	Hose ID in	Hose ID mm	Dash	F Thread in-TPI	F Thread Dash	C CUT-OFF Factor	CH1 mm
1200457	H1212510-030400	3/16	4,8	03	7/16-20	04	23,8	12
1200500	H1212510-040400	1/4	6,4	04	7/16-20	04	25,3	12
1200499	H1212510-040500	1/4	6,4	04	1/2-20	05	25,3	14
1200501	H1212510-040600	1/4	6,4	04	9/16-18	06	26,3	17
1200534	H1212510-050500	5/16	7,9	05	1/2-20	05	25,3	14
1200535	H1212510-050600	5/16	7,9	05	9/16-18	06	26,3	17
1201087	H1212510-050800	5/16	7,9	05	3/4-16	08	29,8	19
1200332	H1212510-060600	3/8	9,5	06	9/16-18	06	26,3	17
1200330	H1212510-060800	3/8	9,5	06	3/4-16	08	29,8	19
1200331	H1212510-061000	3/8	9,5	06	7/8-14	10	33,8	24
1200375	H1212510-080800	1/2	12,7	08	3/4-16	08	30,6	19
1200376	H1212510-081000	1/2	12,7	08	7/8-14	10	34,6	24
1200374	H1212510-081200	1/2	12,7	08	1 1/16-12	12	37,1	27
1200413	H1212510-101000	5/8	15,9	10	7/8-14	10	34,6	24
1200411	H1212510-101200	5/8	15,9	10	1 1/16-12	12	37,1	27
1200441	H1212510-121200	3/4	19,0	12	1 1/16-12	12	37,6	27
1200442	H1212510-121400	3/4	19,0	12	1 3/16-12	14	40,1	32
1200443	H1212510-121600	3/4	19,0	12	1 5/16-12	16	42,6	36
1222989	H1212510-161200	1	25,4	16	1 1/16-12	12	40,4	32
1201379	H1212510-161600	1	25,4	16	1 5/16-12	16	43,4	36
1201380	H1212510-162000	1	25,4	16	1 5/8-12	20	46,9	46
1201381	H1212510-202000	1 1/4	31,8	20	1 5/8-12	20	48,5	46
1201785	H1212510-202400	1 1/4	31,8	20	1 7/8-12	24	52,5	50
1201382	H1212510-242400	1 1/2	38,1	24	1 7/8-12	24	52,5	50
1201383	H1212510-323200	2	50,8	32	2 1/2-12	32	62,0	65

// H1222511

JIC Female 37° Seat
DKJ

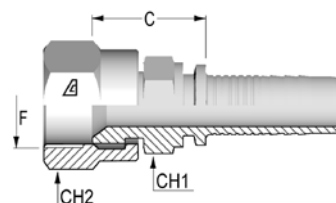


Item Code	Part Number	Hose ID in	Hose ID mm	Dash	F Thread in-TPI	F Thread Dash	C CUT-OFF Factor	CH2 mm
1200600	H1222511-030400	3/16	4,8	03	7/16-20	04	14,3	16
1200625	H1222511-040400	1/4	6,4	04	7/16-20	04	14,6	16
1200623	H1222511-040500	1/4	6,4	04	1/2-20	05	15,3	17
1200626	H1222511-040600	1/4	6,4	04	9/16-18	06	15,3	19
1200655	H1222511-050500	5/16	7,9	05	1/2-20	05	15,3	17
1200656	H1222511-050600	5/16	7,9	05	9/16-18	06	15,3	19
1200691	H1222511-060600	3/8	9,5	06	9/16-18	06	15,3	19
1200687	H1222511-060800	3/8	9,5	06	3/4-16	08	17,8	25
1200690	H1222511-061000	3/8	9,5	06	7/8-14	10	20,3	27
1200723	H1222511-080800	1/2	12,7	08	3/4-16	08	18,6	25
1200725	H1222511-081000	1/2	12,7	08	7/8-14	10	19,6	27
1200722	H1222511-081200	1/2	12,7	08	1 1/16-12	12	22,1	32
1200751	H1222511-101000	5/8	15,9	10	7/8-14	10	19,6	27
1200749	H1222511-101200	5/8	15,9	10	1 1/16-12	12	20,1	32
1201841	H1222511-121000	3/4	19,0	12	7/8-14	10	20,1	27
1200774	H1222511-121200	3/4	19,0	12	1 1/16-12	12	20,6	32
1200775	H1222511-121400	3/4	19,0	12	1 3/16-12	14	19,9	36
1200776	H1222511-121600	3/4	19,0	12	1 5/16-12	16	22,1	38
1201399	H1222511-161200	1	25,4	16	1 1/16-12	12	22,4	32
1201400	H1222511-161600	1	25,4	16	1 5/16-12	16	23,9	38
1201401	H1222512-162000	1	25,4	16	1 5/8-12	20	26,5	50
1202820	H1222511-201600	1 1/4	31,8	20	1 5/16-12	16	26,5	38
1201402	H1222512-202000	1 1/4	31,8	20	1 5/8-12	20	28,1	50
1201403	H1222512-202400	1 1/4	31,8	20	1 7/8-12	24	30,4	55
1201097	H1222512-242400	1 1/2	38,1	24	1 7/8-12	24	29,4	55
1203249	H1222512-322400	2	50,8	32	1 7/8-12	24	31,4	55
1201404	H1222512-323200	2	50,8	32	2 1/2-12	32	32,0	70

Dimensions shown may be changed without prior notice.

// H1226511

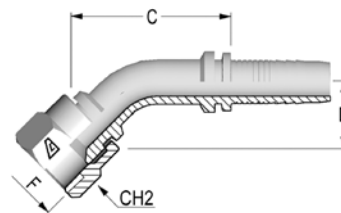
**JIC Female 37° Seat with Stem Hexagon
DKJ**



Item Code	Part Number	Hose ID in	Hose ID mm	Dash	F Thread in-TPI	F Thread Dash	C CUT-OFF Factor	CH1 mm	CH2 mm
1200599	H1226511-030400	3/16	4,8	03	7/16-20	04	18,1	12	16
1226559	H1226511-040300	1/4	6,4	04	3/8-24	03	19,8	12	14
1200621	H1226511-040400	1/4	6,4	04	7/16-20	04	19,6	14	16
1202406	H1226511-040500	1/4	6,4	04	1/2-20	05	20,3	14	17
1200622	H1226511-040600	1/4	6,4	04	9/16-18	06	20,3	14	19
1201497	H1226511-050500	5/16	7,9	05	1/2-20	05	20,3	14	17
1201264	H1226511-050600	5/16	7,9	05	9/16-18	06	20,3	14	19
1203246	H1226511-060400	3/8	9,5	06	7/16-20	04	20,6	17	16
1223146	H1226511-060500	3/8	9,5	06	1/2-20	05	21,3	16	17
1200686	H1226511-060600	3/8	9,5	06	9/16-18	06	21,3	17	19
1200685	H1226511-060800	3/8	9,5	06	3/4-16	08	24,8	19	25
1201340	H1226511-061000	3/8	9,5	06	7/8-14	10	25,8	22	27
1203090	H1226511-080600	1/2	12,7	08	9/16-18	06	23,1	19	19
1200720	H1226511-080800	1/2	12,7	08	3/4-16	08	25,6	19	25
1200721	H1226511-081000	1/2	12,7	08	7/8-14	10	26,6	22	27
1210833	H1226511-081200	1/2	12,7	08	1 1/16-12	12	28,1	25	32
1216811	H1226511-100600	5/8	15,9	10	9/16-18	06	24,1	24	19
1203329	H1226511-100800	5/8	15,9	10	3/4-16	08	26,6	24	25
1201728	H1226511-101000	5/8	15,9	10	7/8-14	10	27,6	24	27
1201464	H1226511-101200	5/8	15,9	10	1 1/16-12	12	28,1	25	32
1202895	H1226511-121000	3/4	19,0	12	7/8-14	10	28,1	27	32
1201333	H1226511-121200	3/4	19,0	12	1 1/16-12	12	28,6	27	32
1214219	H1226511-121400	3/4	19,0	12	1 3/16-12	14	29,9	32	36
1203089	H1226511-121600	3/4	19,0	12	1 5/16-12	16	32,1	32	38
1203243	H1226511-141600	7/8	22,0	14	1 5/16-12	16	32,1	32	38
1203088	H1226511-161200	1	25,4	16	1 1/16-12	12	31,4	32	32
1202408	H1226511-161600	1	25,4	16	1 5/16-12	16	32,9	32	38
1214220	H1226512-162000	1	25,4	16	1 5/8-12	20	37,5	41	50
1216813	H1226512-182000	1 1/8	29,0	18	1 5/8-12	20	37,5	41	50
1216812	H1226511-201600	1 1/4	31,8	20	1 5/16-12	16	37,5	41	38
1202483	H1226512-202000	1 1/4	31,8	20	1 5/8-12	20	39,1	41	50
1226093	H1226512-202400	1 1/4	31,8	20	1 7/8-12	24	43,4	50	55
1216814	H1226512-222400	1 3/8	35,0	22	1 7/8-12	24	43,4	50	55
1216815	H1226512-242400	1 1/2	38,1	24	1 7/8-12	24	43,4	50	55
1214221	H1226512-293200	1 13/16	46,0	29	2 1/2-12	32	49,0	65	70
1216816	H1226512-323200	2	50,8	32	2 1/2-12	32	49,0	65	70

// H1222541-M

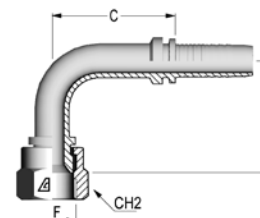
45° JIC Female 37° Seat Medium Drop
DKJ 45M
Solid one piece



Item Code	Part Number	Hose ID in	Hose ID mm	Dash	F Thread in-TPI	F Thread Dash	C CUT-OFF Factor	D DROP mm	CH2 mm
1202821	H1222541-03040M	3/16	4,8	03	7/16-20	04	37,1	10	16
1202822	H1222541-04040M	1/4	6,4	04	7/16-20	04	36,6	10	16
1202823	H1222541-04050M	1/4	6,4	04	1/2-20	05	37,2	12	17
1202824	H1222541-04060M	1/4	6,4	04	9/16-18	06	39,4	11	19
1202825	H1222541-05050M	5/16	7,9	05	1/2-20	05	39,8	12	17
1202826	H1222541-05060M	5/16	7,9	05	9/16-18	06	42,8	12	19
1202827	H1222541-06060M	3/8	9,5	06	9/16-18	06	46,3	11	19
1202791	H1222541-06080M	3/8	9,5	06	3/4-16	08	47,2	15	25
1202828	H1222541-08080M	1/2	12,7	08	3/4-16	08	51,6	15	25
1202829	H1222541-08100M	1/2	12,7	08	7/8-14	10	50,7	16	27
1202830	H1222541-08120M	1/2	12,7	08	1 1/16-12	12	57,0	21	32
1202832	H1222541-10100M	5/8	15,9	10	7/8-14	10	62,2	19	27
1202831	H1222541-10120M	5/8	15,9	10	1 1/16-12	12	68,6	21	32
1202833	H1222541-12120M	3/4	19,0	12	1 1/16-12	12	67,5	21	32
1200778	H1222541-121400	3/4	19,0	12	1 3/16-12	14	67,6	23	36
1202834	H1222541-12160M	3/4	19,0	12	1 5/16-12	16	71,4	26	38
1202835	H1222541-16160M	1	25,4	16	1 5/16-12	16	79,4	24	38
1202836	H1222542-16200M	1	25,4	16	1 5/8-12	20	83,8	37	50
1202837	H1222542-20200M	1 1/4	31,8	20	1 5/8-12	20	97,1	37	50
1202839	H1222542-24240M	1 1/2	38,1	24	1 7/8-12	24	112,7	43	55
1202840	H1222542-32320M	2	50,8	32	2 1/2-12	32	159,9	67	70

// H1222591-S

90° JIC Female 37° Seat Short Drop
DKJ 90S
Solid one piece

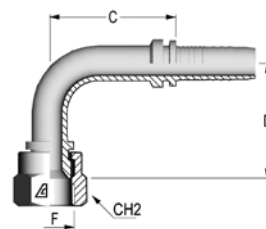


Item Code	Part Number	Hose ID in	Hose ID mm	Dash	F Thread in-TPI	F Thread Dash	C CUT-OFF Factor	D DROP mm	CH2 mm
1202841	H1222591-03040S	3/16	4,8	03	7/16-20	04	26,7	21,0	16
1202772	H1222591-04040S	1/4	6,4	04	7/16-20	04	27,0	21,0	16
1203118	H1222591-04050S	1/4	6,4	04	1/2-20	05	26,5	23,5	17
1202788	H1222591-04060S	1/4	6,4	04	9/16-18	06	31,0	23,0	19
1203116	H1222591-05060S	5/16	7,9	05	9/16-18	06	42,7	23,0	19
1216771	H1222591-06050S	3/8	9,5	06	1/2-20	05	33,3	25,0	17
1203032	H1222591-06060S	3/8	9,5	06	9/16-18	06	42,3	23,0	19
1203033	H1222591-06080S	3/8	9,5	06	3/4-16	08	48,8	29,0	25
1216773	H1222591-08060S	1/2	12,7	08	9/16-18	06	48,0	23,0	19
1203034	H1222591-08080S	1/2	12,7	08	3/4-16	08	46,4	29,0	25
1202815	H1222591-08100S	1/2	12,7	08	7/8-14	10	45,8	32,0	27
1202744	H1222591-08120S	1/2	12,7	08	1 1/16-12	12	37,3	46,0	32
1203035	H1222591-1010BS	5/8	15,9	10	7/8-14	10	36,5	32,0	27
1202745	H1222591-10120S	5/8	15,9	10	1 1/16-12	12	47,9	48,0	32
1202845	H1222591-12120S	3/4	19,0	12	1 1/16-12	12	58,2	46,0	32
1200780	H1222591-12140S	3/4	19,0	12	1 3/16-12	14	49,6	52,5	36
1202846	H1222591-12160S	3/4	19,0	12	1 5/16-12	16	53,6	53,0	38
1203036	H1222591-16160S	1	25,4	16	1 5/16-12	16	74,0	56,0	38

Dimensions shown may be changed without prior notice.

// H1222591-M

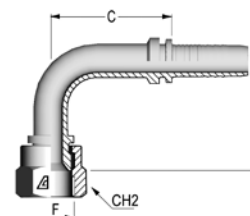
90° JIC Female 37° Seat Medium Drop
DKJ 90M
Solid one piece



Item Code	Part Number	Hose ID in	Hose ID mm	Dash	F Thread in-TPI	F Thread Dash	C CUT-OFF Factor	D DROP mm	CH2 mm
1202792	H1222591-03040M	3/16	4,8	03	7/16-20	04	33,5	32,0	16
1202739	H1222591-04040M	1/4	6,4	04	7/16-20	04	34,2	32,0	16
1202740	H1222591-04050M	1/4	6,4	04	1/2-20	05	25,7	30,0	17
1202793	H1222591-04060M	1/4	6,4	04	9/16-18	06	28,5	38,0	19
1202794	H1222591-05050M	5/16	7,9	05	1/2-20	05	34,2	32,0	17
1202731	H1222591-05060M	5/16	7,9	05	9/16-18	06	33,2	35,0	19
1202742	H1222591-06060M	3/8	9,5	06	9/16-18	06	31,3	35,0	19
1202732	H1222591-06080M	3/8	9,5	06	3/4-16	08	39,5	41,0	25
1200693	H1222591-06100M	3/8	9,5	06	7/8-14	10	44,6	47,0	27
1202743	H1222591-08080M	1/2	12,7	08	3/4-16	08	37,2	40,0	25
1202741	H1222591-08100M	1/2	12,7	08	7/8-14	10	43,3	47,0	27
1202869	H1222591-08120M	1/2	12,7	08	1 1/16-12	12	42,8	58,0	32
1202844	H1222591-10100M	5/8	15,9	10	7/8-14	10	49,4	48,0	27
1216778	H1222591-10120M	5/8	15,9	10	1 1/16-12	12	47,9	58,0	32
1203340	H1222591-10160M	5/8	15,9	10	1 5/16-12	16	51,9	71,0	38
1202746	H1222591-12120M	3/4	19,0	12	1 1/16-12	12	52,4	54,0	32
1216780	H1222591-12160M	3/4	19,0	12	1 5/16-12	16	52,6	72,0	38
1202847	H1222591-16160M	1	25,4	16	1 5/16-12	16	72,6	71,5	38
1202848	H1222592-16200M	1	25,4	16	1 5/8-12	20	72,6	78,0	50
1202849	H1222592-20200M	1 1/4	31,8	20	1 5/8-12	20	82,4	78,0	50
1202850	H1222592-20240M	1 1/4	31,8	20	1 7/8-12	24	87,3	82,0	55
1202851	H1222592-24240M	1 1/2	38,1	24	1 7/8-12	24	95,3	92,0	55
1202852	H1222592-32320M	2	50,8	32	2 1/2-12	32	129,5	140,0	70

// H1222591-L

90° JIC Female 37° Seat Long Drop
DKJ 90L
Solid one piece

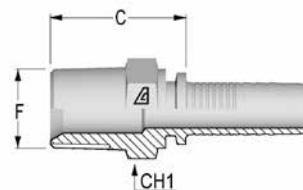


Item Code	Part Number	Hose ID in	Hose ID mm	Dash	F Thread in-TPI	F Thread Dash	C CUT-OFF Factor	D DROP mm	CH2 mm
1203131	H1222591-04040L	1/4	6,4	04	7/16-20	04	30,8	46	16
1214215	H1222591-04050L	1/4	6,4	04	1/2-20	05	31,3	45	17
1202129	H1222591-04060L	1/4	6,4	04	9/16-18	06	34,3	54	19
1203117	H1222591-05060L	5/16	7,9	05	9/16-18	06	36,2	54	19
1203115	H1222591-06060L	3/8	9,5	06	9/16-18	06	43,3	54	19
1202842	H1222591-06080L	3/8	9,5	06	3/4-16	08	46,8	64	25
1214216	H1222591-08080L	1/2	12,7	08	3/4-16	08	49,9	64	25
1202843	H1222591-08100L	1/2	12,7	08	7/8-14	10	37,3	65	27
1203114	H1222591-10100L	5/8	15,9	10	7/8-14	10	49,9	65	27
1203113	H1222591-10120L	5/8	15,9	10	1 1/16-12	12	49,9	96	32
1203112	H1222591-12120L	3/4	19,0	12	1 1/16-12	12	54,1	95	32
1203111	H1222591-16160L	1	25,4	16	1 5/16-12	16	78,6	114	38

// NPTF INSERTS

// H1212810

NPTF Male 60° Seat AGN

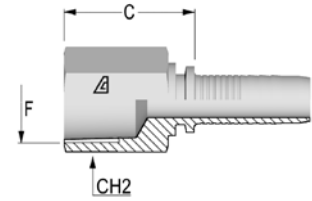


Item Code	Part Number	Hose ID in	Hose ID mm	Dash	F Thread in-TPI	F Thread Dash	C CUT-OFF Factor	CH1 mm
1200448	H1212810-030200	3/16	4,8	03	1/8-27	02	20,8	12
1200447	H1212810-030400	3/16	4,8	03	1/4-18	04	25,3	15
1200466	H1212810-040200	1/4	6,4	04	1/8-27	02	21,3	14
1200465	H1212810-040400	1/4	6,4	04	1/4-18	04	26,8	17
1200467	H1212810-040600	1/4	6,4	04	3/8-18	06	27,8	19
1203150	H1212810-040800	1/4	6,4	04	1/2-14	08	31,3	22
1200511	H1212810-050400	5/16	7,9	05	1/4-18	04	26,8	17
1200512	H1212810-050600	5/16	7,9	05	3/8-18	06	27,8	19
1200307	H1212810-060400	3/8	9,5	06	1/4-18	04	26,8	17
1200308	H1212810-060600	3/8	9,5	06	3/8-18	06	27,8	19
1200306	H1212810-060800	3/8	9,5	06	1/2-14	08	31,3	22
1200345	H1212810-080600	1/2	12,7	08	3/8-18	06	28,6	19
1200343	H1212810-080800	1/2	12,7	08	1/2-14	08	32,1	22
1200344	H1212810-081200	1/2	12,7	08	3/4-14	12	34,1	27
1200387	H1212810-100800	5/8	15,9	10	1/2-14	08	33,1	24
1200388	H1212810-101200	5/8	15,9	10	3/4-14	12	34,1	27
1203149	H1212810-120800	3/4	19,0	12	1/2-14	08	33,6	27
1200421	H1212810-121200	3/4	19,0	12	3/4-14	12	34,6	27
1200420	H1212810-121600	3/4	19,0	12	1-11 1/2	16	43,6	36
1216610	H1212810-141600	7/8	22,0	14	1-11 1/2	16	43,6	36
1202282	H1212810-161200	1	25,4	16	3/4-14	12	39,4	36
1201366	H1212810-161600	1	25,4	16	1-11 1/2	16	44,4	36
1201367	H1212810-162000	1	25,4	16	1 1/4-11 1/2	20	47,4	46
1216611	H1212810-182000	1 1/8	29	18	1 1/4-11 1/2	20	47,4	46
1201368	H1212810-202000	1 1/4	31,8	20	1 1/4-11 1/2	20	49,0	46
1203148	H1212810-202400	1 1/4	31,8	20	1 1/2-11 1/2	24	50,5	50
1216612	H1212810-222400	1 3/8	35,0	22	1 1/2-11 1/2	24	50,5	50
1201369	H1212810-242400	1 1/2	38,1	24	1 1/2-11 1/2	24	50,5	50
1202539	H1212810-243200	1 1/2	38,1	24	2-11 1/2	32	54,2	65
1216613	H1212810-293200	1 13/16	46,0	29	2-11 1/2	32	54,2	65
1201370	H1212810-323200	2	50,8	32	2-11 1/2	32	54,2	65

Dimensions shown may be changed without prior notice.

// H1222810

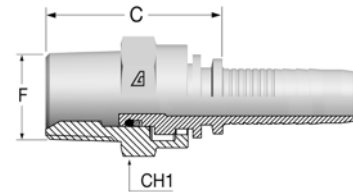
NPTF Solid Female



Item Code	Part Number	Hose ID in	Hose ID mm	Dash	F Thread in-TPI	F Thread Dash	C CUT-OFF Factor	CH2 mm
1216794	H1222810-040200	1/4	6,4	04	1/8-27	02	22,3	14
1200464	H1222810-040400	1/4	6,4	04	1/4-18	04	27,8	19
1219145	H1222810-060600	3/8	9,5	06	3/8-18	06	28,8	22
1216795	H1222810-080800	1/2	12,7	08	1/2-14	08	35,6	25
1216796	H1222810-121200	3/4	19,0	12	3/4-14	12	38,1	32
1216797	H1222810-161600	1	25,4	16	1-11 1/2	16	44,9	38

// H1212811

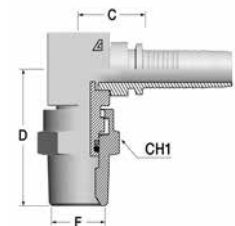
NPTF Male Swivel 60° Seat



Item Code	Part Number	Hose ID in	Hose ID mm	Dash	F Thread in-TPI	F Thread Dash	C CUT-OFF Factor	CH1 mm
1216614	H1212811-040400	1/4	6,4	04	1/4-18	04	37,6	17
1216615	H1212811-040600	1/4	6,4	04	3/8-18	06	39,5	22
1216616	H1212811-060400	3/8	9,5	06	1/4-18	04	39,6	17
1214186	H1212811-060600	3/8	9,5	06	3/8-18	06	37,5	22
1216617	H1212811-060800	3/8	9,5	06	1/2-14	08	43,5	25
1216619	H1212811-080600	1/2	12,7	08	3/8-18	06	38,3	22
1214187	H1212811-080800	1/2	12,7	08	1/2-14	08	42,3	25
1216620	H1212811-121200	3/4	19,0	12	3/4-14	12	50,1	32
1216621	H1212811-161600	1	25,4	16	1-11 1/2	16	57,9	41

// H1212881

90° Compact NPTF Male Swivel 60° Seat

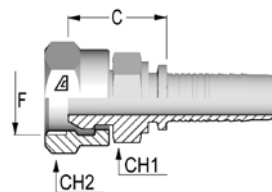


Item Code	Part Number	Hose ID in	Hose ID mm	Dash	F Thread in-TPI	F Thread Dash	C CUT-OFF Factor	D DROP mm	CH1 mm
1225918	H1212881-040400	1/4	6,4	04	1/4-18	04	17	39	17
1225920	H1212881-060600	3/8	9,5	06	3/8-18	06	20	41	22
1225921	H1212881-080800	1/2	12,7	08	1/2-14	08	23	48	25
1225922	H1212881-121200	3/4	19,0	12	3/4-14	12	27	61	32

// NPSM INSERTS

// H1227311

NPSM Female



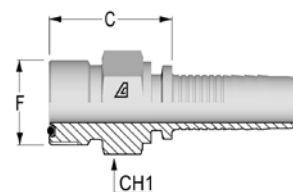
Item Code	Part Number	Hose ID in	Hose ID mm	Dash	F Thread in-TPI	F Thread Dash	C CUT-OFF Factor	CH1 mm	CH2 mm
1203280	H1227311-040400	1/4	6,4	04	1/4-18	04	24,3	17	19
1216834	H1227311-060600	3/8	9,5	06	3/8-18	06	24,8	19	22
1202084	H1227311-080800	1/2	12,7	08	1/2-14	08	26,6	22	27
1216835	H1227311-121200	3/4	19,0	12	3/4-14	12	28,6	30	32
1216836	H1227311-161600	1	25,4	16	1-11 1/2	16	35,4	36	38

Dimensions shown may be changed without prior notice.

// ORFS INSERTS

// H1212410

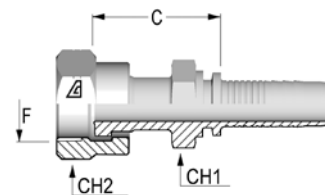
ORFS Male



Item Code	Part Number	Hose ID in	Hose ID mm	Dash	F Thread in-TPI	C CUT-OFF Factor	CH1 mm
1202488	H1212410-040400	1/4	6,4	04	9/16-18	22,3	17
1202489	H1212410-040600	1/4	6,4	04	11/16-16	24,3	19
1214185	H1212410-050600	5/16	7,9	05	11/16-16	24,3	19
1202490	H1212410-060600	3/8	9,5	06	11/16-16	24,3	19
1202491	H1212410-060800	3/8	9,5	06	13/16-16	26,3	22
1202055	H1212410-061000	3/8	7,9	06	1-14	29,8	27
1202492	H1212410-080800	1/2	12,7	08	13/16-16	27,1	22
1202054	H1212410-081000	1/2	12,7	08	1-14	30,6	27
1202493	H1212410-081200	1/2	12,7	08	1 3/16-12	34,1	32
1202892	H1212410-101000	5/8	15,9	10	1-14	30,6	27
1202494	H1212410-101200	5/8	15,9	10	1 3/16-12	34,1	32
1202495	H1212410-121000	3/4	19,0	12	1-14	31,1	27
1202496	H1212410-121200	3/4	19,0	12	1 3/16-12	34,6	32
1202497	H1212410-121600	3/4	19,0	12	1 7/16-12	38,1	41
1202498	H1212410-161600	1	25,4	16	1 7/16-12	37,9	38
1202499	H1212410-162000	1	25,4	16	1 11/16-12	39,9	46
1202500	H1212410-202000	1 1/4	31,8	20	1 11/16-12	41,5	46

// H1222411

ORFS Female with Stem Hexagon

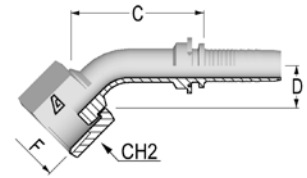


Item Code	Part Number	Hose ID in	Hose ID mm	Dash	F Thread in-TPI	F Thread Dash	C CUT-OFF Factor	CH1 mm	CH2 mm
1203220	H1222411-030400	3/16	4,8	03	9/16-18	04	26,8	14	17
1201586	H1222411-040400	1/4	6,4	04	9/16-18	04	27,3	14	17
1201855	H1222411-040600	1/4	6,4	04	11/16-16	06	30,3	17	22
1203143	H1222411-040800	1/4	6,4	04	13/16-16	08	35,3	22	24
1201741	H1222411-050600	5/16	7,9	05	11/16-16	06	30,3	17	22
1203237	H1222411-060400	3/8	9,5	06	9/16-18	04	28,3	17	17
1202369	H1222411-060600	3/8	9,5	06	11/16-16	06	30,3	17	22
1201339	H1222411-060800	3/8	9,5	06	13/16-16	08	35,3	22	24
1202563	H1222411-080600	1/2	12,7	08	11/16-16	06	32,1	19	22
1201338	H1222411-080800	1/2	12,7	08	13/16-16	08	36,1	22	24
1202052	H1222411-081000	1/2	12,7	08	1-14	10	39,6	24	30
1203053	H1222411-081200	1/2	12,7	08	1 3/16-12	12	42,1	30	36
1203061	H1222411-100800	5/8	15,9	10	13/16-16	08	37,1	24	24
1202612	H1222411-101000	5/8	15,9	10	1-14	10	39,6	24	30
1201815	H1222411-101200	5/8	15,9	10	1 3/16-12	12	42,1	30	36
1201782	H1222411-121000	3/4	19,0	12	1-14	10	40,1	27	30
1202560	H1222411-121200	3/4	19,0	12	1 3/16-12	12	42,6	30	36
1202053	H1222411-121600	3/4	19,0	12	1 7/16-12	16	48,6	36	41
1216717	H1222411-141600	7/8	22,0	14	1 7/16-12	16	48,6	36	41
1203142	H1222411-161200	1	25,4	16	1 3/16-12	12	45,4	32	36
1201446	H1222411-161600	1	25,4	16	1 7/16-12	16	49,4	36	41
1203056	H1222411-162000	1	25,4	16	1 11/16-12	20	50,4	41	50
1201447	H1222411-202000	1 1/4	31,8	20	1 11/16-12	20	52,0	41	50
1226017	H1222411-202400	1 1/4	31,8	20	2-12	24	56,5	50	60
1202046	H1222411-242400	1 1/2	38,1	24	2-12	24	56,5	50	60

Dimensions shown may be changed without prior notice.

// H1222443-M

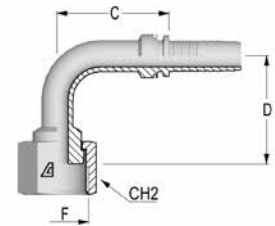
45° ORFS Female Medium Drop
DK ORFS 45M
Solid one piece



Item Code	Part Number	Hose ID in	Hose ID mm	Dash	F Thread in-TPI	F Thread Dash	C CUT-OFF Factor	D DROP mm	CH2 mm
1202774	H1222443-04040M	1/4	6,4	04	9/16-18	04	41,1	11	17
1202775	H1222443-04060M	1/4	6,4	04	11/16-16	06	46,1	11	22
1202871	H1222443-05060M	5/16	7,9	05	11/16-16	06	46,3	12	22
1202776	H1222443-06060M	3/8	9,5	06	11/16-16	06	47,4	12	22
1202777	H1222443-06080M	3/8	9,5	06	13/16-16	08	51,2	15	24
1202854	H1222441-08080M	1/2	12,7	08	13/16-16	08	47,1	16	24
1202771	H1222443-08100M	1/2	12,7	08	1-14	10	50,4	16,5	30
1202819	H1222443-10100M	5/8	15,9	10	1-14	10	57,7	17	30
1202853	H1222443-10120M	5/8	15,9	10	1 3/16-12	12	63,1	21	36
1203060	H1222441-12100M	3/4	19,0	12	1-14	10	51,4	24	30
1202872	H1222443-12120M	3/4	19,0	12	1 3/16-12	12	63,5	21	36
1202915	H1222443-12160M	3/4	19,0	12	1 7/16-12	16	70,7	24	41
1202797	H1222443-16160M	1	25,4	16	1 7/16-12	16	82,4	26	41
1203141	H1222443-16200M	1	25,4	16	1 11/16-12	20	85,4	26	50
1202873	H1222443-20200M	1 1/4	31,8	20	1 11/16-12	20	97,4	26	50
1203140	H1222443-20240M	1 1/4	31,8	20	2-12	24	101,1	28	60
1202874	H1222443-24240M	1 1/2	38,1	24	2-12	24	104,4	28	60

// H1222493-S

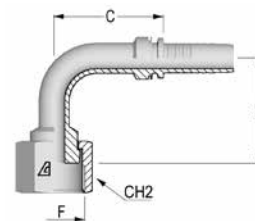
90° ORFS Female Short Drop
DK ORFS 90S
Solid one piece



Item Code	Part Number	Hose ID in	Hose ID mm	Dash	F Thread in-TPI	F Thread Dash	C CUT-OFF Factor	D DROP mm	CH2 mm
1202778	H1222493-04040S	1/4	6,4	04	9/16-18	04	28,5	21	17
1202856	H1222493-04060S	1/4	6,4	04	11/16-16	06	32,0	23	22
1202857	H1222493-05060S	5/16	7,9	05	11/16-16	06	49,3	26	22
1202858	H1222493-06060S	3/8	9,5	06	11/16-16	06	41,8	25	22
1202859	H1222493-06080S	3/8	9,5	06	13/16-16	08	41,8	29	24
1203392	H1222491-08060S	1/2	9,5	08	11/16-16	06	44,1	25	22
1202855	H1222491-08080S	1/2	12,7	08	13/16-16	08	39,8	29	24
1203054	H1222493-08100S	1/2	12,7	08	1-14	10	46,3	32,5	30
1203334	H1222493-08120S	1/2	12,7	08	1 3/16-12	12	56,3	51	36
1202860	H1222493-10100S	5/8	15,9	10	1-14	10	52,3	32,5	30
1202861	H1222493-10120S	5/8	15,9	10	1 3/16-12	12	55,4	49	36
1202862	H1222493-12120S	3/4	19,0	12	1 3/16-12	12	60,6	51	36
1203055	H1222493-12160S	3/4	19,0	12	1 7/16-12	16	61,6	56	41
1203209	H1222491-16120S	1	25,4	16	1 3/16-12	12	54,6	51	36
1202863	H1222493-16160S	1	25,4	16	1 7/16-12	16	80,0	58	41
1203135	H1222493-16200S	1	25,4	16	1 11/16-12	20	82,6	64	50
1203133	H1222493-20200S	1 1/4	31,8	20	1 11/16-12	20	95,0	68	50
1214211	H1222493-20240S	1 1/4	31,8	20	2-12	24	102,0	69	60
1214213	H1222493-24240S	1 1/2	38,1	24	2-12	24	103,7	78	60

// H1222493-M

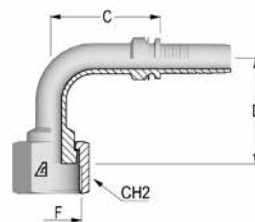
90° ORFS Female Medium Drop
DK ORFS 90M
Solid one piece



Item Code	Part Number	Hose ID in	Hose ID mm	Dash	F Thread in-TPI	F Thread Dash	C CUT-OFF Factor	D DROP mm	CH2 mm
1202875	H1222493-04040M	1/4	6,4	04	9/16-18	04	29,8	32	17
1202715	H1222493-04060M	1/4	6,4	04	11/16-16	06	37,3	38	22
1202779	H1222493-05060M	5/16	7,9	05	11/16-16	06	40,7	34	22
1202780	H1222493-06060M	3/8	9,5	06	11/16-16	06	41,8	38	22
1202716	H1222493-06080M	3/8	9,5	06	13/16-16	08	43,8	41	24
1202781	H1222491-08080M	1/2	12,7	08	13/16-16	08	34,8	42	24
1202770	H1222493-08100M	1/2	12,7	08	1-14	10	48,3	47	30
1202782	H1222493-10100M	5/8	15,9	10	1-14	10	55,4	44	30
1203137	H1222493-10120M	5/8	15,9	10	1 3/16-12	12	55,4	58	36
1202783	H1222493-12120M	3/4	19,0	12	1 3/16-12	12	61,6	58	36
1202916	H1222493-12160M	3/4	19,0	12	1 7/16-12	16	65,6	71	41
1216748	H1222491-16120M	1	25,4	16	1 3/16-12	12	62,6	58	36
1202717	H1222493-16160M	1	25,4	16	1 7/16-12	16	82,6	66	41
1203069	H1222493-16200M	1	25,4	16	1 11/16-12	20	82,6	78	50
1202876	H1222493-20200M	1 1/4	31,8	20	1 11/16-12	20	97,0	78	50
1203132	H1222493-20240M	1 1/4	31,8	20	2-12	24	102,0	84	60
1202877	H1222493-24240M	1 1/2	38,1	24	2-12	24	107,8	87	60

// H1222493-L

90° ORFS Female Long Drop DK ORFS 90L
Solid one piece



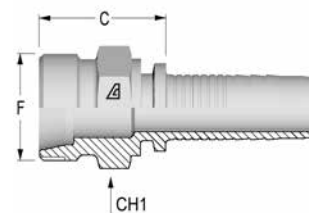
Item Code	Part Number	Hose ID in	Hose ID mm	Dash	F Thread in-TPI	F Thread Dash	C CUT-OFF Factor	D DROP mm	CH2 mm
1210841	H1222493-04040L	1/4	6,4	04	9/16-18	04	32,8	46	17
1203139	H1222493-04060L	1/4	6,4	04	11/16-16	06	34,8	54	22
1203138	H1222493-06060L	3/8	9,5	06	11/16-16	06	41,8	54	22
1203057	H1222493-06080L	3/8	9,5	06	13/16-16	08	46,8	64	24
1202922	H1222491-08080L	1/2	12,7	08	13/16-16	08	38,3	64	24
1214208	H1222493-08100L	1/2	12,7	08	1-14	10	46,3	70	30
1202918	H1222493-10100L	5/8	15,9	10	1-14	10	55,4	70	30
1202919	H1222493-10120L	5/8	15,9	10	1 3/16-12	12	55,4	96	36
1202920	H1222493-12120L	3/4	19,0	12	1 3/16-12	12	61,6	96	36
1202921	H1222493-12160L	3/4	19,0	12	1 7/16-12	16	61,6	118	41
1203136	H1222493-16160L	1	25,4	16	1 7/16-12	16	82,6	114	41
1203134	H1222493-20200L	1 1/4	31,8	20	1 11/16-12	20	97,0	129	50
1214210	H1222493-20240L	1 1/4	31,8	20	2-12	24	102,0	141	60
1214212	H1222493-24240L	1 1/2	38,1	24	2-12	24	110,8	141	60

Dimensions shown may be changed without prior notice.

// FRENCH INSERTS

// H1211810

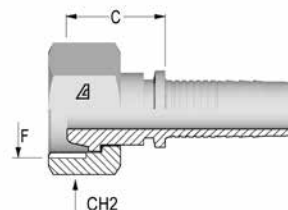
Metric Male
French Type



Item Code	Part Number	Hose ID in	Hose ID mm	Dash	F Thread	Tube OD mm	C CUT-OFF Factor	CH1 mm
1200522	H1211810-052000	5/16	7,9	05	M20x1,5	14	17,0	22
1200317	H1211810-062000	3/8	9,5	06	M20x1,5	14	25,3	22
1200361	H1211810-082400	1/2	12,7	08	M24x1,5	16	27,1	24
1200404	H1211810-103000	5/8	15,9	10	M30x1,5	22	31,1	30
1200435	H1211810-123600	3/4	19,0	12	M36x1,5	28	33,6	36

// H1221813

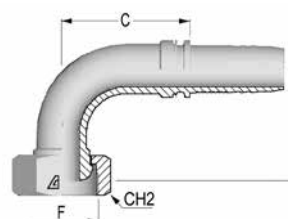
Metric Female
French Type



Item Code	Part Number	Hose ID in	Hose ID mm	Dash	F Thread	Tube OD mm	C CUT-OFF Factor	CH2 mm
1200651	H1221813-052000	5/16	7,9	05	M20x1,5	14	23,8	24
1200681	H1221813-062000	3/8	9,5	06	M20x1,5	14	23,8	24
1200717	H1221813-082400	1/2	12,7	08	M24x1,5	16	26,8	30
1200744	H1221813-103000	5/8	15,9	10	M30x1,5	22	26,6	36
1200770	H1221813-123600	3/4	19,0	12	M36x1,5	28	27,0	42

// H1221893

90° Metric Female
French type

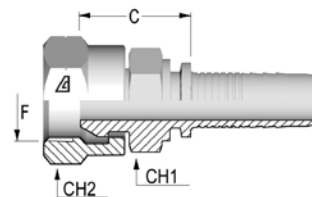


Item Code	Part Number	Hose ID in	Hose ID mm	Dash	F Thread	Tube OD mm	C CUT-OFF Factor	D DROP mm	CH2 mm
1200654	H1221893-052000	5/16	7,9	05	M20x1,5	14	32,5	36,5	24
1200683	H1221893-062000	3/8	9,5	06	M20x1,5	14	36,7	44,0	24
1200719	H1221893-082400	1/2	12,7	08	M24x1,5	16	39,5	46,0	30
1203156	H1221893-103000	5/8	15,9	10	M30x1,5	22	43,0	49,0	36
1200773	H1221893-123600	3/4	19,0	12	M36x1,5	28	46,6	48,5	42

// JIS INSERTS

// H1223711

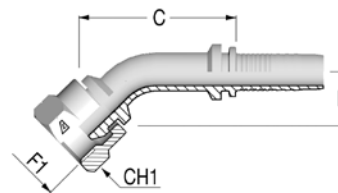
JIS Female 60° Cone B 8363 (type C)



Item Code	Part Number	Hose ID in	Hose ID mm	Dash	F Thread in-TPI	F Thread Dash	C CUT-OFF Factor	CH1 mm	CH2 mm
1203110	H1223711-040400	1/4	6,4	04	1/4-19	04	24,3	17	19
1226067	H1223711-040600	1/4	6,4	04	3/8-19	06	25,5	19	22
1203109	H1223711-060600	3/8	9,5	06	3/8-19	06	25,5	19	22
1226068	H1223711-060800	3/8	9,5	06	1/2-14	08	25,3	22	27
1203108	H1223711-080800	1/2	12,7	08	1/2-14	08	26,1	22	27
1226069	H1223711-100800	5/8	15,9	10	1/2-14	08	27,1	24	27
1226549	H1223711-101200	5/8	15,9	10	3/4-14	12	29,6	30	36
1203107	H1223711-121200	3/4	19,0	12	3/4-14	12	30,1	30	36
1214218	H1223711-161600	1	25,4	16	1-11	16	34,9	36	41

// H1223741

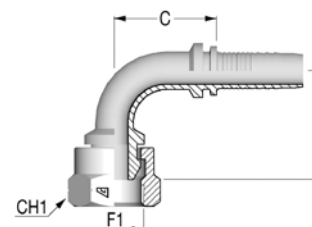
45° JIS Female 60° Cone B 8363 (type C)



Item Code	Part Number	Hose ID in	Hose ID mm	Dash	F Thread in-TPI	F Thread Dash	C CUT-OFF Factor	D DROP mm	CH2 mm
1216798	H1223741-040400	1/4	6,4	04	1/4-19	04	24,3	19	19
1216799	H1223741-060600	3/8	10,0	06	3/8-19	06	26,5	21	22
1216800	H1223741-080800	1/2	12,7	08	1/2-14	08	27	22	27
1216801	H1223741-121200	3/4	19,0	12	3/4-14	12	19,9	25	36

// H1223791

90° JIS Female 60° Cone B 8363 (type C)

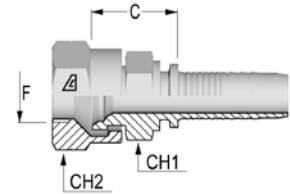


Item Code	Part Number	Hose ID in	Hose ID mm	Dash	F Thread in-TPI	F Thread Dash	C CUT-OFF Factor	D DROP mm	CH2 mm
1216803	H1223791-040400	1/4	6,4	04	1/4-19	04	25,3	33	19
1216805	H1223791-060600	3/8	10,0	06	3/8-19	06	32,3	36,5	22
1216806	H1223791-080800	1/2	12,7	08	1/2-14	08	37,3	38,5	27
1216807	H1223791-121200	3/4	19,0	12	3/4-14	12	51,6	52	36
1230669	H1223791-161600	1	25,4	16	1-11	16	71,1	71	41

Dimensions shown may be changed without prior notice.

// H122381Z

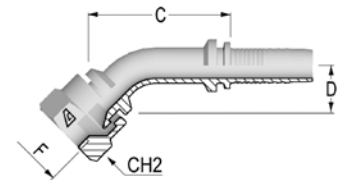
JIS Female 60° Seat Flare B 8363 (type F)



Item Code	Part Number	Hose ID in	Hose ID mm	Dash	F Thread in-TPI	F Thread Dash	C CUT-OFF Factor	CH1 mm	CH2 mm
1202947	H122381Z-040400	1/4	6,4	04	1/4-19	04	20,8	17	19
1202879	H122381Z-060600	3/8	9,5	06	3/8-19	06	21,8	19	22
1202878	H122381Z-080800	1/2	12,7	08	1/2-14	08	23,6	22	27
1203106	H122381Z-121200	3/4	19,0	12	3/4-14	12	27,1	30	36
1203105	H122381Z-161600	1	25,4	16	1-11	16	32,9	36	41
1201585	H122381Z-202000	1 1/4	31,8	20	1 1/4-11	20	39,5	46	50
1201677	H122381Z-242400	1 1/2	38,1	24	1 1/2-11	24	41,5	50	55

// H122384Z

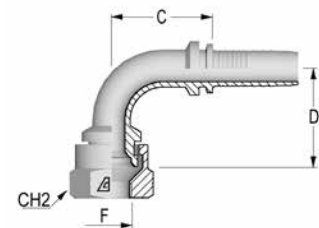
45° JIS Female 60° Seat Flare B 8363 (type F)



Item Code	Part Number	Hose ID in	Hose ID mm	Dash	F Thread in-TPI	F Thread Dash	C CUT-OFF Factor	D DROP mm	CH2 mm
1203104	H122384Z-040400	1/4	6,4	04	1/4-19	04	42,5	15,0	19
1203103	H122384Z-060600	3/8	9,5	06	3/8-19	06	50,6	16,5	22
1203102	H122384Z-080800	1/2	12,7	08	1/2-14	08	54,8	18,0	27
1203101	H122384Z-121200	3/4	19,0	12	3/4-14	12	72,5	22,0	36
1203100	H122384Z-161600	1	25,4	16	1-11	16	82,0	29,0	41

// H122389Z

90° JIS Female 60° Seat Flare B 8363 (type F)

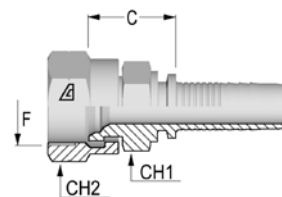


Item Code	Part Number	Hose ID in	Hose ID mm	Dash	F Thread in-TPI	F Thread Dash	C CUT-OFF Factor	D DROP mm	CH2 mm
1203095	H122389Z-040400	1/4	6,4	04	1/4-19	04	27,3	29,5	19
1203094	H122389Z-060600	3/8	9,5	06	3/8-19	06	31,3	33,0	22
1203093	H122389Z-080800	1/2	12,7	08	1/2-14	08	37,3	36,5	27
1203092	H122389Z-121200	3/4	19,0	12	3/4-14	12	46,1	52,0	36
1203091	H122389Z-161600	1	25,4	16	1-11	16	77,1	64,5	41

// KOMATSU INSERTS

// H1224011

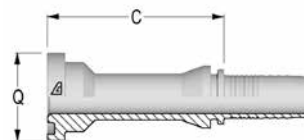
Komatsu Female



Item Code	Part Number	Hose ID in	Hose ID mm	Dash	F Thread	C CUT-OFF Factor	CH1 mm	CH2 mm
1200502	H1224011-041400	1/4	6,4	04	M14x1,5	20,8	17	19
1216808	H1224011-061400	3/8	9,5	06	M14x1,5	20,8	17	19
1200334	H1224011-061800	3/8	9,5	06	M18x1,5	21,8	19	22
1202688	H1224011-082200	1/2	12,7	08	M22x1,5	23,6	22	27
1200414	H1224011-102400	5/8	15,9	10	M24x1,5	27,1	30	32
1200444	H1224011-123000	3/4	19,0	12	M30x1,5	27,6	30	36
1201720	H1224011-163300	1	25,4	16	M33x1,5	35,7	36	41
1201721	H1224011-203600	1 1/4	31,8	20	M36x1,5	43,5	46	46
1202032	H1224011-244200	1 1/2	38,1	24	M42x1,5	44,0	55	55

// H1244110

Komatsu Flange

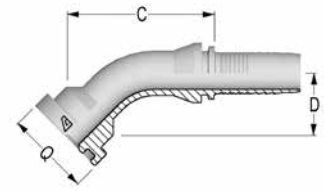


Item Code	Part Number	Hose ID in	Hose ID mm	Dash	Flange SIZE	Q mm	C CUT-OFF Factor
1201625	H1244110-101000	5/8	15,9	10	5/8	34	46,7

Dimensions shown may be changed without prior notice.

// H1244140

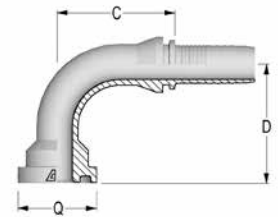
45° Komatsu Flange
Solid one piece



Item Code	Part Number	Hose ID in	Hose ID mm	Dash	Flange SIZE	Q mm	C CUT-OFF Factor	D DROP mm
1202066	H1244140-101000	5/8	15,9	10	5/8	34	49,1	25

// H1244190

90° Komatsu Flange
Solid one piece

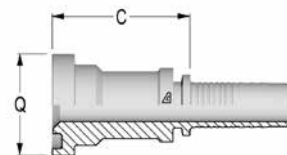


Item Code	Part Number	Hose ID in	Hose ID mm	Dash	Q mm	C CUT-OFF Factor	D DROP mm
1202067	H1244190-101000	5/8	15,9	10	34	51	51

// SAE FLANGES

// H1243310

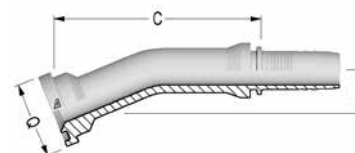
Flange SAE 3000 PSI J518 Code 61 SFL



Item Code	Part Number	Hose ID in	Hose ID mm	Dash	Flange SIZE	Max WP psi	Q mm	C CUT-OFF Factor
1202747	H1243310-080800	1/2	12,7	08	1/2	5000	30,2	41,0
1202763	H1243310-081200	1/2	12,7	08	3/4	5000	38,1	42,0
1202801	H1243310-101200	5/8	15,9	10	3/4	5000	38,1	42,2
1201734	H1243310-121200	3/4	19,0	12	3/4	5000	38,1	42,5
1202750	H1243310-121600	3/4	19,0	12	1	5000	44,5	50,5
1201408	H1243310-161600	1	25,4	16	1	5000	44,5	51,4
1201409	H1243310-162000	1	25,4	16	1 1/4	4000	50,8	53,9
1216849	H1243310-162400	1	25,4	16	1 1/2	3000	60,3	56,9
1221654	H1243310-201600	1 1/4	31,8	20	1	5000	44,5	53,0
1201410	H1243310-202000	1 1/4	31,8	20	1 1/4	4000	50,8	55,5
1201411	H1243310-202400	1 1/4	31,8	20	1 1/2	3000	60,3	58,5
1201412	H1243310-242400	1 1/2	38,1	24	1 1/2	3000	60,3	58,5
1201413	H1243310-243200	1 1/2	38,1	24	2	3000	71,4	70,0
1221662	H1243310-322400	2	50,8	32	1 1/2	3000	60,3	66,0
1201414	H1243310-323200	2	50,8	32	2	3000	71,4	70,0
1202074	H1243310-324000	2	50,8	32	2 1/2	2500	81,1	83,0
1226113	H1243310-403200	2 1/2	63,5	40	2	3000	71,4	86,5
1203063	H1243310-404000	2 1/2	63,5	40	2 1/2	2500	84,1	86,5

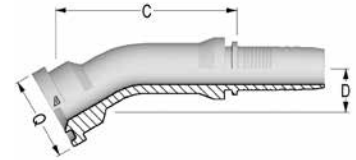
// H1243320

22° Flange SAE 3000 PSI J518 Code 61 SFL 22
Solid one piece

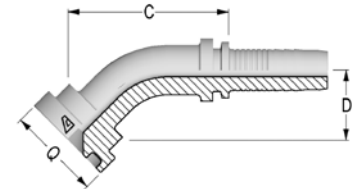


Item Code	Part Number	Hose ID in	Hose ID mm	Dash	Flange SIZE	Max WP psi	Q mm	C CUT-OFF Factor	D DROP mm
1216854	H1243320-161600	1	25,4	16	1	5000	44,5	92,7	12,0
1216856	H1243320-202000	1 1/4	31,8	20	1 1/4	4000	50,8	113,6	16,0
1216857	H1243320-202400	1 1/4	31,8	20	1 1/2	3000	60,3	114,7	20,5
1216858	H1243320-242400	1 1/2	38,1	24	1 1/2	3000	60,3	131,0	22,0
1216859	H1243320-323200	2	50,8	32	2	3000	71,4	153,0	30,0

Dimensions shown may be changed without prior notice.

// H1243330
30° Flange SAE 3000 PSI J518 Code 61 SFL 30
Solid one piece


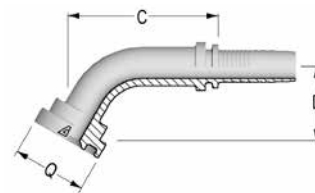
Item Code	Part Number	Hose ID in	Hose ID mm	Dash	Flange SIZE	Max WP psi	Q mm	C CUT-OFF Factor	D DROP mm
1216861	H1243330-121200	3/4	19,0	12	3/4	5000	38,1	80,8	12,0
1216862	H1243330-121600	3/4	19,0	12	1	5000	44,5	83,8	12,0
1216863	H1243330-161600	1	25,4	16	1	5000	44,5	89,8	12,0
1216864	H1243330-162000	1	25,4	16	1 1/4	4000	50,8	90,0	12,0
1216865	H1243330-162400	1	25,4	16	1 1/2	3000	60,3	104,8	12,0
1216866	H1243330-202000	1 1/4	31,8	20	1 1/4	4000	50,8	102,4	12,0
1216867	H1243330-202400	1 1/4	31,8	20	1 1/2	3000	60,3	111,9	13,0
1216868	H1243330-242400	1 1/2	38,1	24	1 1/2	3000	60,3	128,6	23,0
1216869	H1243330-243200	1 1/2	38,1	24	2	3000	71,4	147,0	29,5

// H1243340
45° Flange SAE 3000 PSI J518 Code 61 SFL 45
Solid one piece


Item Code	Part Number	Hose ID in	Hose ID mm	Dash	Flange SIZE	Max WP psi	Q mm	C CUT-OFF Factor	D DROP mm
1202748	H1243340-080800	1/2	12,7	08	1/2	5000	30,2	52,9	22,0
1202751	H1243340-081200	1/2	12,7	08	3/4	5000	38,1	60,3	26,0
1202804	H1243340-101200	5/8	15,9	10	3/4	5000	38,1	65,0	26,0
1202678	H1243340-121200	3/4	19,0	12	3/4	5000	38,1	73,7	32,0
1202752	H1243340-121600	3/4	19,0	12	1	5000	44,5	77,9	29,0
1214223	H1243340-122000	3/4	19,0	12	1 1/4	5000	50,8	81,5	30,0
1202681	H1243340-161600	1	25,4	16	1	5000	44,5	82,7	33,5
1201845	H1243340-162000	1	25,4	16	1 1/4	4000	50,8	82,2	36,0
1216872	H1243340-201600	1 1/4	31,8	20	1	5000	44,5	114,6	35,1
1201848	H1243340-202000	1 1/4	31,8	20	1 1/4	4000	50,8	95,1	37,5
1202677	H1243340-202400	1 1/4	31,8	20	1 1/2	3000	60,3	104,1	40,0
1216873	H1243340-242000	1 1/2	38,1	24	1 1/4	4000	50,8	144,9	49,5
1202753	H1243340-242400	1 1/2	38,1	24	1 1/2	3000	60,3	116,7	48,0
1202754	H1243340-243200	1 1/2	38,1	24	2	3000	71,4	135,6	55,5
1201982	H1243340-323200	2	50,8	32	2	3000	71,4	140,8	47,5
1216874	H1243340-4040SL	2 1/2	63,5	40	2 1/2	2500	84,1	139,0	53,0

// H1243360

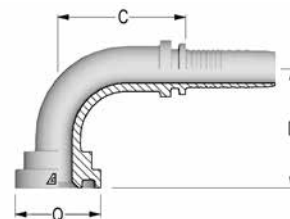
60° Flange SAE 3000 PSI J518 Code 61 SFL 60
Solid one piece



Item Code	Part Number	Hose ID in	Hose ID mm	Dash	Flange SIZE	Max WP psi	Q mm	C CUT-OFF Factor	D DROP mm
1216877	H1243360-080800	1/2	12,7	08	1/2	5000	30,2	62,8	30,0
1216878	H1243360-121200	3/4	19,0	12	3/4	5000	38,1	85,7	37,0
1216879	H1243360-121600	3/4	19,0	12	1	5000	44,5	102,0	44,0
1216880	H1243360-161600	1	25,4	16	1	5000	44,5	101,0	47,0
1216881	H1243360-162000	1	25,4	16	1 1/4	4000	50,8	99,6	43,5
1216882	H1243360-202000	1 1/4	31,8	20	1 1/4	4000	50,8	129,5	56,5
1202882	H1243360-242400	1 1/2	38,1	24	1 1/2	3000	60,3	151,5	57,0
1226573	H1243360-243200	1 1/2	38,1	24	2	3000	71,4	165,5	77,5
1216884	H1243360-323200	2	50,8	32	2	3000	71,4	173,0	92,0

// H1243390

90° Flange SAE 3000 PSI J518 Code 61 SFL 90
Solid one piece

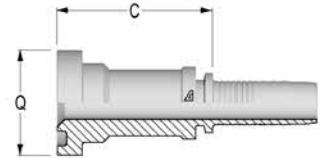


Item Code	Part Number	Hose ID in	Hose ID mm	Dash	Flange SIZE	Max WP psi	Q mm	C CUT-OFF Factor	D DROP mm
1202749	H1243390-080800	1/2	12,7	08	1/2	5000	30,2	45,8	42,0
1202755	H1243390-081200	1/2	12,7	08	3/4	5000	38,1	45,3	51,0
1216886	H1243390-081600	1/2	12,7	08	1	5000	44,5	59,9	63,0
1202805	H1243390-101200	5/8	15,9	10	3/4	5000	38,1	49,4	51,0
1202679	H1243390-121200	3/4	19,0	12	3/4	5000	38,1	59,7	58,0
1202756	H1243390-121600	3/4	19,0	12	1	5000	44,5	66,2	64,5
1202883	H1243390-122000	3/4	19,0	12	1 1/4	4000	50,8	69,7	60,0
1202680	H1243390-161600	1	25,4	16	1	5000	44,5	70,6	67,0
1201846	H1243390-162000	1	25,4	16	1 1/4	4000	50,8	73,6	71,0
1216894	H1243390-162400	1	25,4	16	1 1/2	3000	60,3	93,1	75,0
1202884	H1243390-201600	1 1/4	31,8	20	1	5000	44,5	94,4	65,0
1201847	H1243390-202000	1 1/4	31,8	20	1 1/4	4000	50,8	88,0	84,0
1202676	H1243390-202400	1 1/4	31,8	20	1 1/2	3000	60,3	91,5	87,5
1202806	H1243390-242000	1 1/2	38,1	24	1 1/4	4000	50,8	93,6	93,0
1202757	H1243390-242400	1 1/2	38,1	24	1 1/2	3000	60,3	104,8	91,0
1202758	H1243390-243200	1 1/2	38,1	24	2	3000	71,4	104,8	115,0
1216898	H1243390-322400	2	50,8	32	1 1/2	3000	60,3	132,8	133,0
1201983	H1243390-323200	2	50,8	32	2	3000	71,4	129,3	130,0
1203169	H1243390-3240S0	2	50,8	32	2 1/2	2500	84,1	103,0	100,0
1216900	H1243390-4032S0	2 1/2	63,5	40	2	3000	71,4	106,2	160,0
1203364	H1243390-4040SL	2 1/2	63,5	40	2 1/2	2500	84,1	137,2	125,0

Dimensions shown may be changed without prior notice.

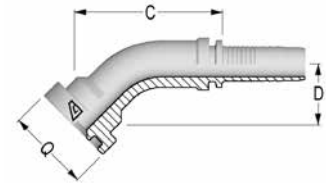
// H1243610

Flange SAE 6000 PSI J518 Code 62 SFS



Item Code	Part Number	Hose ID in	Hose ID mm	Dash	Flange SIZE	Max WP psi	Q mm	C CUT-OFF Factor
1202511	H1243610-080800	1/2	12,7	08	1/2	6000	31,8	47,0
1202759	H1243610-081200	1/2	12,7	08	3/4	6000	41,3	52,0
1202807	H1243610-101200	5/8	15,9	10	3/4	6000	41,3	52,2
1226137	H1243610-101600	5/8	15,9	10	1	6000	47,6	55,7
1202733	H1243610-121200	3/4	19,0	12	3/4	6000	41,3	52,5
1202760	H1243610-121600	3/4	19,0	12	1	6000	47,6	55,5
1216908	H1243610-161200	1	25,4	16	3/4	6000	41,3	56,4
1201415	H1243610-161600	1	25,4	16	1	6000	47,6	56,4
1201416	H1243610-162000	1	25,4	16	1 1/4	6000	54,0	63,4
1201417	H1243610-202000	1 1/4	31,8	20	1 1/4	6000	54,0	83,0
1201418	H1243610-202400	1 1/4	31,8	20	1 1/2	6000	63,5	71,0
1216909	H1243610-242000	1 1/2	38,1	24	1 1/4	6000	54,0	95,0
1201419	H1243610-242400	1 1/2	38,1	24	1 1/2	6000	63,5	101,0
1201420	H1243610-243200	1 1/2	38,1	24	2	6000	79,4	76,0
1201421	H1243610-323200	2	50,8	32	2	6000	79,4	76,0

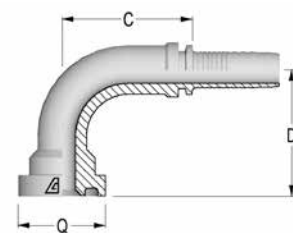
// H1243640

 45° Flange SAE 6000 PSI J518 Code 62 SFS 45
 Solid one piece


Item Code	Part Number	Hose ID in	Hose ID mm	Dash	Flange SIZE	Max WP psi	Q mm	C CUT-OFF Factor	D DROP mm
1201729	H1243640-080800	1/2	12,7	08	1/2	6000	31,8	56,5	23,0
1202764	H1243640-081200	1/2	12,7	08	3/4	6000	41,3	79,9	30,5
1216910	H1243640-101200	5/8	15,9	10	3/4	6000	41,3	69,0	31,0
1202082	H1243640-121200	3/4	19,0	12	3/4	6000	41,3	84,1	31,0
1202083	H1243640-121600	3/4	19,0	12	1	6000	47,6	80,0	33,5
1201794	H1243640-161600	1	25,4	16	1	6000	47,6	96,7	36,0
1202091	H1243640-162000	1	25,4	16	1 1/4	6000	54	96,1	39,0
1216911	H1243640-201600	1 1/4	31,8	20	1	6000	47,6	114,0	35,0
1202761	H1243640-202000	1 1/4	31,8	20	1 1/4	6000	54	108,6	40,0
1202452	H1243640-202400	1 1/4	31,8	20	1 1/2	6000	63,5	114,8	45,5
1202453	H1243640-242400	1 1/2	38,1	24	1 1/2	6000	63,5	122,9	45,0
1202765	H1243640-243200	1 1/2	38,1	24	2	6000	79,4	133,3	57,5
1202734	H1243640-323200	2	50,8	32	2	6000	79,4	156,6	60,0

// H1243690

90° Flange SAE 6000 PSI J518 Code 62 SFS 90
Solid one piece

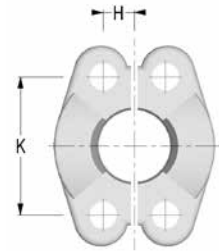


Item Code	Part Number	Hose ID in	Hose ID mm	Dash	Flange SIZE	Max WP psi	Q mm	C CUT-OFF Factor	D DROP mm
1202257	H1243690-080800	1/2	12,7	08	1/2	6000	31,8	47,8	46
1202766	H1243690-081200	1/2	12,7	08	3/4	6000	41,3	47,8	54
1202808	H1243690-100800	5/8	15,9	10	1/2	6000	31,8	50,4	52
1202814	H1243690-101200	5/8	15,9	10	3/4	6000	41,3	49,9	55
1226603	H1243690-101600	5/8	15,9	10	1	6000	47,6	51,4	75
1202075	H1243690-121200	3/4	19,0	12	3/4	6000	41,3	63,2	61
1201795	H1243690-121600	3/4	19,0	12	1	6000	47,6	63,2	66
1216913	H1243690-161200	1	25,4	16	3/4	6000	41,3	72,6	61
1201739	H1243690-161600	1	25,4	16	1	6000	47,6	73,6	75
1202767	H1243690-162000	1	25,4	16	1 1/4	6000	54,0	77,6	78
1202735	H1243690-202000	1 1/4	31,8	20	1 1/4	6000	54,0	94,5	89
1202768	H1243690-202400	1 1/4	31,8	20	1 1/2	6000	63,5	98,0	94
1202736	H1243690-242400	1 1/2	38,1	24	1 1/2	6000	63,5	99,6	105
1202769	H1243690-243200	1 1/2	38,1	24	2	6000	79,4	116,9	123
1202762	H1243690-323200	2	50,8	32	2	6000	79,4	143,3	132

Dimensions shown may be changed without prior notice.

// H10W3320

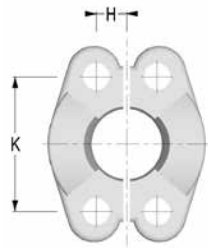
Split Flange Clamp Half 3000 PSI J518 Code 61 FHL



Item Code	Part Number	Flange SIZE	K mm	H mm
1900451	H10W3320-080000	1/2	38,1	8,7
1900457	H10W3320-120000	3/4	47,6	11,1
1900452	H10W3320-160000	1	52,4	13,1
1900454	H10W3320-200000	1 1/4	58,7	15,1
1900453	H10W3320-240000	1 1/2	69,9	17,9
1900455	H10W3320-320000	2	77,8	21,4
1900456	H10W3320-400000	2 1/2	89,0	25,5
1900458	H10W3320-480000	3	106,0	31,0
1901123	H10W3320-560000	3 1/2	120,0	35,0
1900715	H10W3320-640000	4	130,0	39,0

// H10W3620

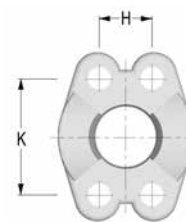
Split Flange Clamp Half 6000 PSI J518 Code 62 FHS



Item Code	Part Number	Flange SIZE	K mm	H mm
1900445	H10W3620-080000	1/2	40,5	9,1
1900450	H10W3620-120000	3/4	50,8	11,9
1900446	H10W3620-160000	1	57,2	13,9
1900448	H10W3620-200000	1 1/4	66,7	15,9
1900447	H10W3620-240000	1 1/2	79,4	18,3
1900449	H10W3620-320000	2	96,8	22,2

// H10W3310

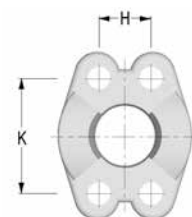
4 Hole Flange Clamp 3000 PSI J518 Code 61 VHL



Item Code	Part Number	Flange SIZE	K mm	H mm
1900442	H10W3310-120000	3/4	47,6	22,2
1900437	H10W3310-160000	1	52,4	26,2
1900439	H10W3310-200000	1 1/4	58,7	30,2
1900438	H10W3310-240000	1 1/2	69,9	35,8
1900440	H10W3310-320000	2	77,8	42,8

// H10W3610

4 Hole Flange Clamp 6000 PSI J518 Code 62 VHS



Item Code	Part Number	Flange SIZE	K mm	H mm
1900428	H10W3610-080000	1/2	40,5	18,2
1900433	H10W3610-120000	3/4	50,8	23,8
1900429	H10W3610-160000	1	57,2	27,8
1900431	H10W3610-200000	1 1/4	66,7	31,8
1900430	H10W3610-240000	1 1/2	79,4	36,6
1900432	H10W3610-320000	2	96,8	44,4
1900910	H10W3610-400000	2 1/2	123,8	58,7

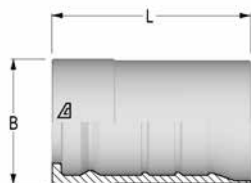


// INTERLOCK FITTINGS

// FERRULES.....	126	// NPTF INSERTS.....	134
// HOSE MENDER.....	127	// ORFS INSERTS.....	135
// BSP INSERTS.....	128	// SAE FLANGES.....	137
// DIN METRIC INSERTS.....	130	// SUPERCAT FLANGES.....	141
// JIC 37° INSERTS.....	132	// HAMMER UNION.....	142

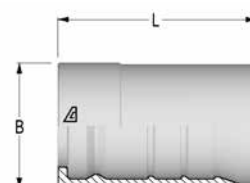
// FERRULES

// H1400200



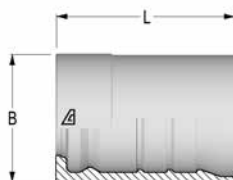
Item Code	Part Number	inch	mm	Dash	B	L
1201571	H1400200-060000	3/8	9,5	06	27	49
1201856	H1400200-080000	1/2	12,7	08	30	52,5
1201502	H1400200-100000	5/8	15,9	10	34	57,5
1201503	H1400200-120000	3/4	19	12	38	60,2
1201504	H1400200-160000	1	25,4	16	46	74,7
1200098	H1400200-200000	1 1/4	31,8	20	55	88,2
1200099	H1400200-240000	1 1/2	38,1	24	62	94,2
1201284	H1400200-320000	2	50,8	32	78	99,2

// H1T00600



Item Code	Part Number	inch	mm	Dash	B	L
1225872	H1T00600-320000	2	50,8	32	88	108,2
1233073	H1T00600-400000	2 1/2	63	40	109	134
1235722	H1T00600-480000	3	76	48	122	149

// H1400301



Item Code	Part Number	inch	mm	Dash	B	L
1202585	H1400301-100000	5/8	15,9	10	35,5	57,5
1202730	H1400301-120000	3/4	19	12	43,5	60,0
1202222	H1400301-160000	1	25,4	16	52	75,0
1201761	H1400301-200000	1 1/4	31,8	20	64	88,0
1201805	H1400301-240000	1 1/2	38,1	24	69,5	94,0
1202006	H1400301-320000	2	50,8	32	88	99,0
1233074	H1400301-400000	2 1/2	63	40	102	110,0

Dimensions shown may be changed without prior notice.

// HOSE MENDER

// H14C5610

Hose Mender

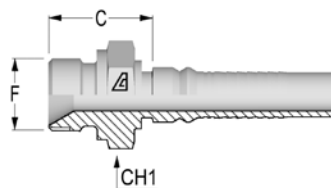


Item Code	Part Number	Dash	Hose ID
1219636	H14C5610-101000	10	5/8
1237869	H14C5610-121200	12	3/4
1237870	H14C5610-161600	16	1
1235392	H14C5610-202000	20	1 1/4
1235393	H14C5610-242400	24	1 1/2
1235394	H14C5610-323200	32	2

// BSP INSERTS

// H1410510

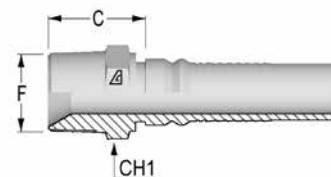
BSPP Male Parallel 60° Flare - AGR



Item Code	Part Number	Hose ID in	Hose ID mm	Dash	F Thread in-TPI	F Thread Dash	C CUT-OFF Factor	CH1 mm
1200218	H1410510-121200	3/4	19	12	3/4-14	12	34,0	32
1200239	H1410510-161600	1	25,4	16	1-11	16	40,0	41
1201219	H1410510-202000	1 1/4	31,8	20	1 1/4-11	20	45,2	50
1200280	H1410510-242400	1 1/2	38,1	24	1 1/2-11	24	48,5	55
1201080	H1410510-323200	2	50,8	32	2-11	32	55,5	70

// H1410710

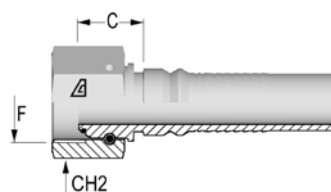
BSPT Male Tapered AGR K



Item Code	Part Number	Hose ID in	Hose ID mm	Dash	F Thread in-TPI	F Thread Dash	C CUT-OFF Factor	CH1 mm
1200215	H1410710-121200	3/4	19	12	3/4-14	12	32,0	27
1200237	H1410710-161600	1	25,4	16	1-11	16	42,0	36
1200261	H1410710-202000	1 1/4	31,8	20	1 1/4-11	20	46,2	46
1200278	H1410710-242400	1 1/2	38,1	24	1 1/2-11	24	48,0	50
1201220	H1410710-323200	2	50,8	32	2-11	32	53,2	65

// H1420812

BSPP Female 60° Cone with O-Ring DKOR

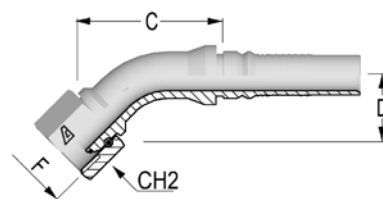


Item Code	Part Number	Hose ID in	Hose ID mm	Dash	F Thread in-TPI	F Thread Dash	C CUT-OFF Factor	CH2 mm
1214247	H1420811-080800	1/2	12,7	08	1/2-14	08	19,5	27
1202424	H1420812-121200	3/4	19	12	3/4-14	12	22,5	32
1202440	H1420812-161600	1	25,4	16	1-11	16	25,5	38
1201132	H1420812-202000	1 1/4	31,8	20	1 1/4-11	20	30,2	50
1201134	H1420812-242400	1 1/2	38,1	24	1 1/2-11	24	33,5	55
1201136	H1420812-323200	2	50,8	32	2-11	32	35,0	70

Dimensions shown may be changed without prior notice.

// H1420842

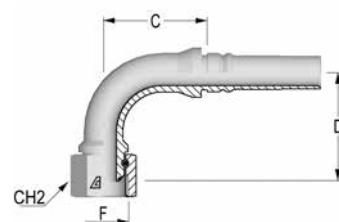
45° BSPP Female 60° Cone with O-Ring
 DKOR 45
 Solid one piece



Item Code	Part Number	Hose ID in	Hose ID mm	Dash	F Thread in-TPI	F Thread Dash	C CUT-OFF Factor	D DROP mm	CH2 mm
1202447	H1420842-121200	3/4	19	12	3/4-14	12	72,0	30	32
1202446	H1420842-161600	1	25,4	16	1-11	16	81,0	34	38
1202444	H1420842-202000	1 1/4	31,8	20	1 1/4-11	20	97,2	40	50
1202442	H1420842-242400	1 1/2	38,1	24	1 1/2-11	24	113,0	46	55
1201535	H1420842-323200	2	50,8	32	2-11	32	151,0	60	70

// H1420892

90° BSPP Female 60° Cone with O-Ring
 DKOR 90
 Solid one piece

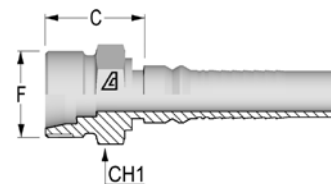


Item Code	Part Number	Hose ID in	Hose ID mm	Dash	F Thread in-TPI	F Thread Dash	C CUT-OFF Factor	D DROP mm	CH2 mm
1200217	H1420892-121200	3/4	19	12	3/4-14	12	58,0	61	32
1202445	H1420892-161600	1	25,4	16	1-11	16	75,0	71	38
1202443	H1420892-202000	1 1/4	31,8	20	1 1/4-11	20	79,2	83	50
1202441	H1420892-242400	1 1/2	38,1	24	1 1/2-11	24	93,5	96	55
1200288	H1420892-323200	2	50,8	32	2-11	32	134,0	125	70

// DIN METRIC INSERTS

// H1411210

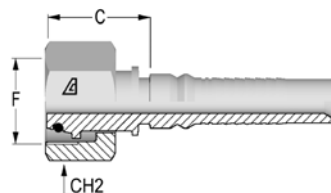
Metric Male 24° Seat
Heavy DIN 3865 - CES



Item Code	Part Number	Hose ID in	Hose ID mm	Dash	F Thread	Tube OD mm	C CUT-OFF Factor	CH1 mm
1216929	H1411210-082400	1/2	12,7	08	M24x1,5	16	27,0	24
1201077	H1411210-103000	5/8	15,9	10	M30x2	20	31,0	32
1200212	H1411210-123600	3/4	19	12	M36x2	25	35,0	36
1200236	H1411210-164200	1	25,4	16	M42x2	30	40,0	46
1200260	H1411210-205200	1 1/4	31,8	20	M52x2	38	45,2	55

// H1421613

Metric Female 24° Cone with O-Ring
Heavy - DIN 3865 - DKOS

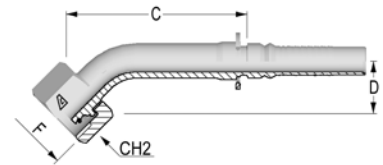


Item Code	Part Number	Hose ID in	Hose ID mm	Dash	F Thread	Tube OD mm	C CUT-OFF Factor	CH2 mm
1201857	H1421613-082400	1/2	12,7	08	M24x1,5	16	29,6	30
1201118	H1421613-103000	5/8	15,9	10	M30x2	20	34,4	36
1201092	H1421613-123600	3/4	19	12	M36x2	25	37,6	46
1202584	H1421612-123000	3/4	19	30	M30X2	20	37,5	36
1201125	H1421613-164200	1	25,4	16	M42x2	30	40,7	50
1202887	H1421612-163600	1	25	36	M36X2	25	38,8	46
1201129	H1421613-205200	1 1/4	31,8	20	M52x2	38	45,3	60
1216935	H1421612-204200	1 1/4	32	42	M42X2	30	43,6	50
1216936	H1421612-245200	1 1/2	38	52	M52X2	38	50,8	60

Dimensions shown may be changed without prior notice.

// H1421643

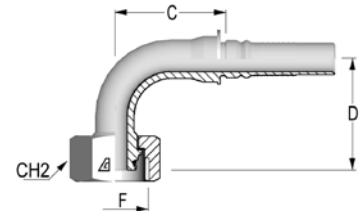
45° Metric Female 24° Cone with O-Ring
 Heavy - DIN 3865 DKOS 45
 Solid one piece



Item Code	Part Number	Hose ID in	Hose ID mm	Dash	F Thread	Tube OD mm	C CUT-OFF Factor	D DROP mm	CH2 mm
1216942	H1421643-082400	1/2	12,7	08	M24x1,5	16	83,0	29	30
1202073	H1421643-103000	5/8	15,9	10	M30x2	20	59,0	31,5	36
1202079	H1421643-123600	3/4	19,0	12	M36x2	25	78,1	36	46
1202583	H1421642-123000	3/4	19	30	M30X2	20	74,0	33	36
1201724	H1421643-164200	1	25,4	16	M42x2	30	96,8	38	50
1216940	H1421642-163600	1	25	36	M36X2	25	86,5	37,5	46
1202003	H1421643-205200	1 1/4	31,8	20	M52x2	38	112,7	48	60
1216941	H1421642-245200	1 1/2	38	52	M52X2	38	111,0	44	60

// H1421693

90° Metric Female 24° Cone with O-Ring
 Heavy - DIN 3865 DKOS 90
 Solid one piece

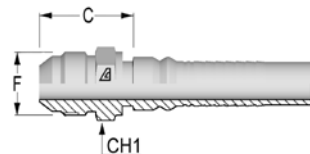


Item Code	Part Number	Hose ID in	Hose ID mm	Dash	F Thread	Tube OD mm	C CUT-OFF Factor	D DROP mm	CH2 mm
1203125	H1421693-082400	1/2	12,7	08	M24x1,5	16	52,0	50	30
1202072	H1421693-103000	5/8	15,9	10	M30x2	20	48,0	55	36
1201723	H1421693-123600	3/4	19,0	12	M36x2	25	61,7	65	46
1202582	H1421692-123000	3/4	19	30	M30X2	20	61,0	67,5	36
1201740	H1421693-164200	1	25,4	16	M42x2	30	86,4	79	50
1203126	H1421692-163600	1	25	36	M36X2	25	76,5	76,5	46
1201059	H1421693-205200	1 1/4	31,8	20	M52x2	38	90,9	101	60
1216945	H1421692-245200	1 1/2	38	52	M52X2	38	100,5	102,0	60

// JIC 37° INSERTS

// H1412510

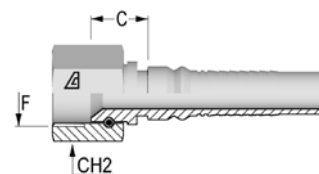
JIC Male 37° Cone
AGJ



Item Code	Part Number	Hose ID in	Hose ID mm	Dash	F Thread in-TPI	F Thread Dash	C CUT-OFF Factor	CH1 mm
1200216	H1412510-121200	3/4	19,0	12	1 1/16-12	12	37,0	32
1201094	H1412510-121600	3/4	19,0	12	1 5/16-12	16	40,0	36
1200238	H1412510-161600	1	25,4	16	1 5/16-12	16	41,0	36
1201787	H1412510-162000	1	25,4	16	1 5/8-12	20	44,5	46
1200262	H1412510-202000	1 1/4	31,8	20	1 5/8-12	20	45,7	46
1216931	H1412510-202400	1 1/4	31,8	20	1 7/8-12	24	49,7	50
1200279	H1412510-242400	1 1/2	38,1	24	1 7/8-12	24	50,0	50
1201798	H1412510-323200	2	50,8	32	2 1/2-12	32	61,0	65

// H1422512

JIC Female 37° Seat DKJ



Item Code	Part Number	Hose ID in	Hose ID mm	Dash	F Thread in-TPI	F Thread Dash	C CUT-OFF Factor	CH2 mm
1201265	H1422512-101200	5/8	15,9	10	1 1/16-12	12	18,7	32
1201121	H1422512-121200	3/4	19,0	12	1 1/16-12	12	18,7	32
1201122	H1422512-121600	3/4	19,0	12	1 5/16-12	16	21,5	38
1201126	H1422512-161600	1	25,4	16	1 5/16-12	16	22,5	38
1201127	H1422512-162000	1	25,4	16	1 5/8-12	20	24,5	50
1201131	H1422512-202000	1 1/4	31,8	20	1 5/8-12	20	25,7	50
1216973	H1422512-202400	1 1/4	31,8	20	1 7/8-12	24	28,2	55
1201133	H1422512-242400	1 1/2	38,1	24	1 7/8-12	24	29,0	55
1201135	H1422512-323200	2	50,8	32	2 1/2-12	32	34,0	70

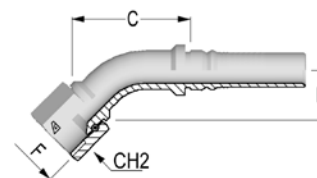
Dimensions shown may be changed without prior notice.

// H1422542

45° JIC Female 37° Seat

DKJ 45

Solid one piece



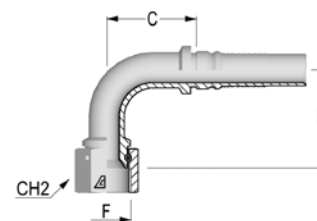
Item Code	Part Number	Hose ID in	Hose ID mm	Dash	F Thread in-TPI	F Thread Dash	C CUT-OFF Factor	D DROP mm	CH2 mm
1201485	H1422542-121200	3/4	19,0	12	1 1/16-12	12	66,0	27,5	32
1202098	H1422542-121600	3/4	19,0	12	1 5/16-12	16	72,0	30,0	38
1201486	H1422542-161600	1	25,4	16	1 5/16-12	16	79,5	31,0	38
1201487	H1422542-202000	1 1/4	31,8	20	1 5/8-12	20	93,0	37,0	50
1201765	H1422542-242400	1 1/2	38,1	24	1 7/8-12	24	121,0	38,0	55
1201797	H1422542-323200	2	50,8	32	2 1/2-12	32	147,0	51,5	70

// H1422592

90° JIC Female 37° Seat

DKJ 90

Solid one piece

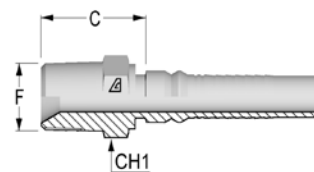


Item Code	Part Number	Hose ID in	Hose ID mm	Dash	F Thread in-TPI	F Thread Dash	C CUT-OFF Factor	D DROP mm	CH2 mm
1201488	H1422592-121200	3/4	19,0	12	1 1/16-12	12	45,0	57,0	32
1202103	H1422592-121600	3/4	19,0	12	1 5/16-12	16	58,0	60,5	38
1201489	H1422592-161600	1	25,4	16	1 5/16-12	16	71,0	67,0	38
1201490	H1422592-202000	1 1/4	31,8	20	1 5/8-12	20	79,2	78,0	50
1201491	H1422592-242400	1 1/2	38,1	24	1 7/8-12	24	94,5	92,0	55
1201796	H1422592-323200	2	50,8	32	2 1/2-12	32	132,0	120,5	70

// NPTF INSERTS

// H1412810

NPTF Male 60° Seat
AGN



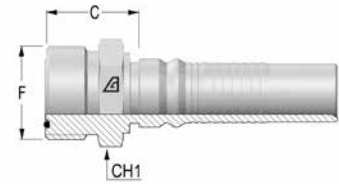
Item Code	Part Number	Hose ID in	Hose ID mm	Dash	F Thread in-TPI	F Thread Dash	C CUT-OFF Factor	CH1 mm
1201609	H1412810-060600	3/8	9,5	06	3/8-18	06	26,5	19
1203127	H1412810-080800	1/2	12,7	08	1/2-14	08	30,0	22
1200193	H1412810-121200	3/4	19	12	3/4-14	12	32,0	27
1200219	H1412810-161600	1	25,4	16	1-11 1/2	16	42,0	36
1200240	H1412810-202000	1 1/4	31,8	20	1 1/4-11 1/2	20	46,2	46
1200263	H1412810-242400	1 1/2	38,1	24	1 1/2-11 1/2	24	48,0	50
1200281	H1412810-323200	2	50,8	32	2-11 1/2	32	53,2	65

Dimensions shown may be changed without prior notice.

// ORFS INSERTS

// H1412410

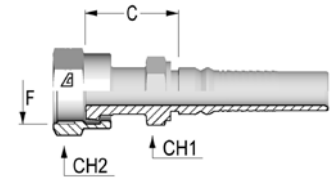
ORFS Male



Item Code	Part Number	Hose ID in	Hose ID mm	Dash	F Thread in-TPI	F Thread Dash	C CUT-OFF Factor	CH1 mm
1214664	H1412410-121200	3/4	19,0	12	1 3/16-12	12	30,0	30
1231483	H1412410-161600	1	25,4	16	1 7/16-12	16	37,9	38
1226310	H1412410-202000	1 1/4	31,8	20	1 11/16-12	20	41,5	46
1226311	H1412410-202400	1 1/4	31,8	20	2-12	24	40,7	55
1226312	H1412410-242400	1 1/2	38,1	24	2-12	24	41,0	55

// H1422411

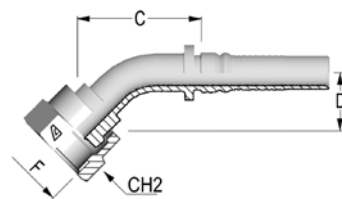
ORFS Female with Stem Hexagon



Item Code	Part Number	Hose ID in	Hose ID mm	Dash	F Thread in-TPI	F Thread Dash	C CUT-OFF Factor	CH1 mm	CH2 mm
1202864	H1422411-101200	5/8	15,9	10	1 3/16-12	12	40,0	30	36
1202099	H1422411-121200	3/4	19	12	1 3/16-12	12	40,0	30	36
1202106	H1422411-121600	3/4	19	12	1 7/16-12	16	43,0	36	41
1216952	H1422411-161200	1	25,4	16	1 3/16-12	12	42,0	32	36
1202071	H1422411-161600	1	25,4	16	1 7/16-12	16	47,0	36	41
1202107	H1422411-162000	1	25,4	16	1 11/16-12	20	49,0	46	50
1216955	H1422411-201600	1 1/4	31,8	20	1 7/16-12	16	47,2	41	41
1201807	H1422411-202000	1 1/4	31,8	20	1 11/16-12	20	47,2	46	50
1216956	H1422411-242400	1 1/2	38,1	24	2-12	24	52,0	50	60

// H1422441

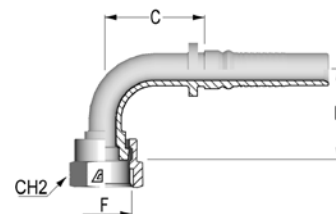
45° ORFS Female
DK ORFS 45
Solid one piece



Item Code	Part Number	Hose ID in	Hose ID mm	Dash	F Thread in-TPI	F Thread Dash	C CUT-OFF Factor	D Drop mm	CH2 mm
1216960	H1422441-101000	5/8	15,9	10	1-14	10	60,8	26	30
1203124	H1422441-101200	5/8	15,9	10	1 3/16-12	12	61,0	26	36
1202108	H1422441-121200	3/4	19	12	1 3/16-12	12	77,7	26	36
1202109	H1422441-121600	3/4	19	12	1 7/16-12	16	68,4	28	41
1202110	H1422441-161600	1	25,4	16	1 7/16-12	16	114,0	28	41
1202111	H1422441-162000	1	25,4	16	1 11/16-12	20	83,4	28	50
1202112	H1422441-202000	1 1/4	31,8	20	1 11/16-12	20	100,7	33	50

// H1422491

90° ORFS Female
DK ORFS 90
Solid one piece



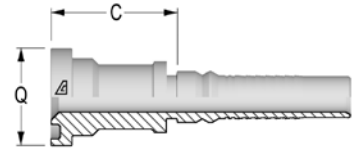
Item Code	Part Number	Hose ID in	Hose ID mm	Dash	F Thread in-TPI	F Thread Dash	C CUT-OFF Factor	D DROP mm	CH2 mm
1203123	H1422491-101200	5/8	15,9	10	1 3/16-12	12	48,1	58	36
1202117	H1422491-121200	3/4	19	12	1 3/16-12	12	64,2	58	36
1202116	H1422491-121600	3/4	19	12	1 7/16-12	16	66,2	58	41
1202115	H1422491-161600	1	25,4	16	1 7/16-12	16	75,2	66	41
1202114	H1422491-162000	1	25,4	16	1 11/16-12	20	73,2	66	50
1202113	H1422491-202000	1 1/4	31,8	20	1 11/16-12	20	91,7	81	50

Dimensions shown may be changed without prior notice.

// SAE FLANGES

// H1443310

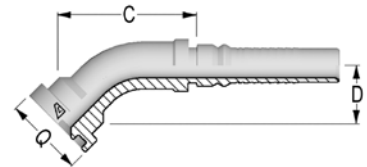
Flange SAE 3000 PSI J518 Code 61 SFL



Item Code	Part Number	Hose ID in	Hose ID mm	Dash	Flange SIZE	MAX WP psi	C CUT-OFF Factor	Q mm
1200233	H1443310-161600	1	25,4	16	1	5000	49,0	44,5
1200234	H1443310-162000	1	25,4	16	1 1/4	4000	51,5	50,8
1200257	H1443310-202000	1 1/4	31,8	20	1 1/4	4000	52,7	50,8
1200256	H1443310-202400	1 1/4	31,8	20	1 1/2	3000	55,7	60,3
1200276	H1443310-242400	1 1/2	38,1	24	1 1/2	3000	56,0	60,3
1200277	H1443310-243200	1 1/2	38,1	24	2	3000	67,5	71,4
1200287	H1443310-323200	2	50,8	32	2	3000	69,0	71,4

// H1443340

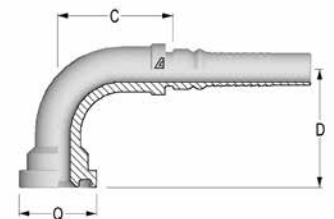
45° Flange SAE 3000 PSI J518 Code 61 SFL 45
Solid one piece



Item Code	Part Number	Hose ID in	Hose ID mm	Dash	Flange SIZE	MAX WP psi	C CUT-OFF Factor	D DROP mm	Q mm
1200230	H1443340-162000	1	25,4	16	1 1/4	4000	95,6	30,0	50,8
1200253	H1443340-202000	1 1/4	31,8	20	1 1/4	4000	100,9	32,5	50,8
1200252	H1443340-202400	1 1/4	31,8	20	1 1/2	3000	92,8	40,0	60,3
1200272	H1443340-242400	1 1/2	38,1	24	1 1/2	3000	103,7	43,0	60,3
1200273	H1443340-243200	1 1/2	38,1	24	2	3000	132,7	56,5	71,4
1200285	H1443340-323200	2	50,8	32	2	3000	138,1	54,0	71,4

// H1443390

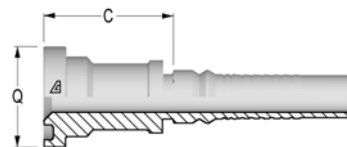
90° Flange SAE 3000 PSI J518 Code 61 SFL 90
Solid one piece



Item Code	Part Number	Hose ID in	Hose ID mm	Dash	Flange SIZE	MAX WP psi	C CUT-OFF Factor	D DROP mm	Q mm
1200231	H1443390-161600	1	25,4	16	1	5000	72,2	64	44,5
1200232	H1443390-162000	1	25,4	16	1 1/4	4000	70,2	69	50,8
1200255	H1443390-202000	1 1/4	31,8	20	1 1/4	4000	86,2	81	50,8
1200254	H1443390-202400	1 1/4	31,8	20	1 1/2	3000	81,2	85	60,3
1200274	H1443390-242400	1 1/2	38,1	24	1 1/2	3000	95,5	93	60,3
1200275	H1443390-243200	1 1/2	38,1	24	2	3000	130,3	97	71,4
1200286	H1443390-323200	2	50,8	32	2	3000	134,4	130	71,4

// H1443610

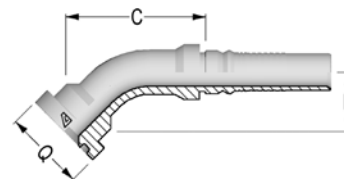
Flange SAE 6000 PSI
J518 Code 62 SFS



Item Code	Part Number	Hose ID in	Hose ID mm	Dash	Flange SIZE	MAX WP psi	C CUT-OFF Factor	Q mm
1200199	H1443610-121200	3/4	19	12	3/4	6000	50,0	41,3
1200198	H1443610-121600	3/4	19	12	1	6000	53,0	47,6
1201218	H1443610-161200	1	25,4	16	3/4	6000	51,0	41,3
1200224	H1443610-161600	1	25,4	16	1	6000	54,0	47,6
1200225	H1443610-162000	1	25,4	16	1 1/4	6000	61,0	54,0
1201556	H1443610-201600	1 1/4	31,8	20	1	6000	80,2	47,6
1200246	H1443610-202000	1 1/4	31,8	20	1 1/4	6000	62,2	54,0
1200245	H1443610-202400	1 1/4	31,8	20	1 1/2	6000	68,2	63,5
1200270	H1443610-242000	1 1/2	38,1	24	1 1/4	6000	62,5	54,0
1200268	H1443610-242400	1 1/2	38,1	24	1 1/2	6000	68,5	63,5
1200271	H1443610-243200	1 1/2	38,1	24	2	6000	80,5	79,4
1200284	H1443610-323200	2	50,8	32	2	6000	87,0	79,4

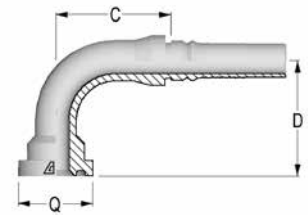
// H1443640

45° Flange SAE 6000 PSI J518 Code 62 SFS 45
Solid one piece



Item Code	Part Number	Hose ID in	Hose ID mm	Dash	Flange SIZE	MAX WP psi	C CUT-OFF Factor	D DROP mm	Q mm
1200195	H1443640-121200	3/4	19	12	3/4	6000	72,1	30,0	41,3
1200194	H1443640-121600	3/4	19	12	1	6000	76,8	33,0	47,6
1202890	H1443640-161200	1	25,4	16	3/4	6000	80,3	29,5	41,3
1200220	H1443640-161600	1	25,4	16	1	6000	94,8	35,0	47,6
1200221	H1443640-162000	1	25,4	16	1 1/4	6000	105,3	44,0	54,0
1201557	H1443640-201600	1 1/4	31,8	20	1	6000	104,7	34,5	47,6
1200242	H1443640-202000	1 1/4	31,8	20	1 1/4	6000	102,0	39,5	54,0
1200241	H1443640-202400	1 1/4	31,8	20	1 1/2	6000	111,7	48,0	63,5
1200264	H1443640-242400	1 1/2	38,1	24	1 1/2	6000	136,3	48,0	63,5
1200265	H1443640-243200	1 1/2	38,1	24	2	6000	129,1	55,0	79,4
1200282	H1443640-323200	2	50,8	32	2	6000	160,6	63,0	79,4

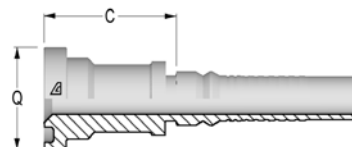
Dimensions shown may be changed without prior notice.

// H1443690
90° Flange SAE 6000 PSI J518 Code 62 SFS 90
Solid one piece


Item Code	Part Number	Hose ID in	Hose ID mm	Dash	Flange SIZE	MAX WP psi	C CUT-OFF Factor	D DROP mm	Q mm
1200197	H1443690-121200	3/4	19	12	3/4	6000	61,2	64,0	41,3
1200196	H1443690-121600	3/4	19	12	1	6000	61,2	66,0	47,6
1202811	H1443690-161200	1	25,4	16	3/4	6000	70,2	61,0	41,3
1200222	H1443690-161600	1	25,4	16	1	6000	70,4	74,0	47,6
1200223	H1443690-162000	1	25,4	16	1 1/4	6000	77,2	80,0	54,0
1200244	H1443690-202000	1 1/4	31,8	20	1 1/4	6000	88,2	91,0	54,0
1200243	H1443690-202400	1 1/4	31,8	20	1 1/2	6000	92,9	103,5	63,5
1200266	H1443690-242400	1 1/2	38,1	24	1 1/2	6000	106,3	109,0	63,5
1200267	H1443690-243200	1 1/2	38,1	24	2	6000	106,5	121,5	79,4
1200283	H1443690-323200	2	50,8	32	2	6000	146,0	138,5	79,4

// H1T43610

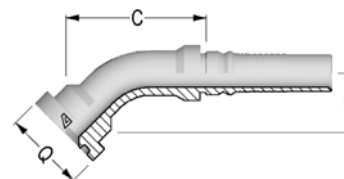
Flange SAE 6000 PSI J518 Code 62 SFS
Special version



Item Code	Part Number	Hose ID in	Hose ID mm	Dash	Flange SIZE	MAX WP psi	C CUT-OFF Factor	Q mm
1223166	H1T43610-322400	2	50,8	32	1 1/2	6000	106,0	63,5
1223388	H1T43610-323200	2	50,8	32	2	6000	104,0	79,4
1235395	H1T43610-404000	2 1/2	63,5	40	2 1/2	6000	124,3	108,0

// H1T43640

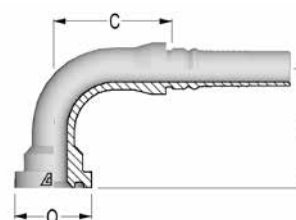
45° Flange SAE 6000 PSI J518 Code 62 SFS 45
Solid one piece
Special version



Item Code	Part Number	Hose ID in	Hose ID mm	Dash	Flange SIZE	MAX WP psi	C CUT-OFF Factor	D DROP mm	Q mm
1223389	H14T3640-323200	2	50,8	32	2	6000	141	63	79,4

// H1T43690

90° Flange SAE 6000 PSI J518 Code 62 SFS 90
Solid one piece
Special version



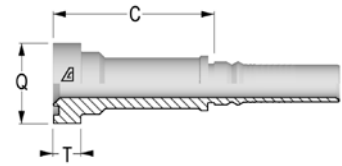
Item Code	Part Number	Hose ID in	Hose ID mm	Dash	Flange SIZE	MAX WP psi	C CUT-OFF Factor	D DROP mm	Q mm
1223168	H1T43690-322400	2	50,8	32	1 1/2	6000	134	112	63,5
1228051	H1T43690-323200	2	50,8	32	2	6000	132	145	79,4

Dimensions shown may be changed without prior notice.

// SUPERCAT FLANGES

// H1443910

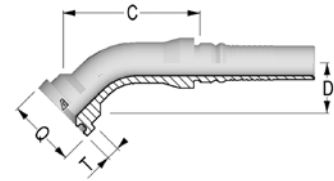
Flange SUPERCAT



Item Code	Part Number	Hose ID in	Hose ID mm	Dash	Flange SIZE	MAX WP psi	C CUT-OFF Factor	Q mm	T mm
1202219	H1443910-121200	3/4	19	12	3/4	6000	82,0	41,3	14,3
1202388	H1443910-121600	3/4	19	12	1	6000	82,0	47,6	14,3
1202389	H1443910-161600	1	25,4	16	1	6000	90,0	47,6	14,3
1202390	H1443910-162000	1	25,4	16	1 1/4	6000	90,0	54,0	14,3
1202391	H1443910-202000	1 1/4	31,8	20	1 1/4	6000	86,2	54,0	14,3
1202392	H1443910-202400	1 1/4	31,8	20	1 1/2	6000	83,2	63,5	14,3

// H1443940

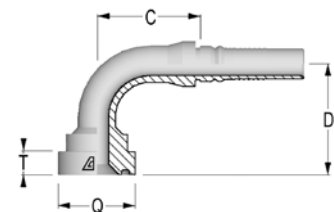
45° Flange SUPERCAT
Solid one piece



Item Code	Part Number	Hose ID in	Hose ID mm	Dash	Flange SIZE	MAX WP psi	C CUT-OFF Factor	D DROP mm	Q mm	T mm
1202398	H1443940-121200	3/4	19	12	3/4	6000	82,9	34,0	41,3	14,3
1202397	H1443940-121600	3/4	19	12	1	6000	87,4	34,0	47,6	14,3
1202396	H1443940-161600	1	25,4	16	1	6000	93,9	40,0	47,6	14,3
1202395	H1443940-162000	1	25,4	16	1 1/4	6000	95,4	40,0	54,0	14,3
1202394	H1443940-202000	1 1/4	31,8	20	1 1/4	6000	103,6	43,0	54,0	14,3
1202393	H1443940-202400	1 1/4	31,8	20	1 1/2	6000	110,1	49,5	63,5	14,3

// H1443990

90° Flange SUPERCAT
Solid one piece

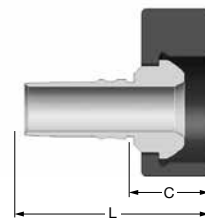


Item Code	Part Number	Hose ID in	Hose ID mm	Dash	Flange SIZE	MAX WP psi	C CUT-OFF Factor	D DROP mm	Q mm	T mm
1202399	H1443990-121200	3/4	19	12	3/4	6000	63,7	67,0	41,3	14,3
1202400	H1443990-121600	3/4	19	12	1	6000	65,2	70,0	47,6	14,3
1202401	H1443990-161600	1	25,4	16	1	6000	80,4	79,0	47,6	14,3
1202402	H1443990-162000	1	25,4	16	1 1/4	6000	75,4	82,5	54,0	14,3
1202403	H1443990-202000	1 1/4	31,8	20	1 1/4	6000	89,2	93,0	54,0	14,3
1202404	H1443990-202400	1 1/4	31,8	20	1 1/2	6000	91,4	101,0	63,5	14,3

// HAMMER UNION

// H1413F13

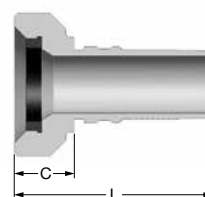
Male Hammer Union Fig. 1502 integral fitting with Lug Nut



Item Code	Part Number	Hose ID in	Hose ID mm	Dash	C CUT-OFF Factor	L Overall Length mm	Weight kg
1235621	H1413F13-323200	2	51	32	55,3	152	6,4

// H1423F10

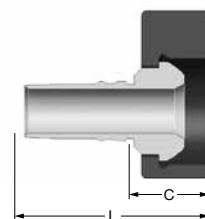
Female Hammer Union Fig. 1502 integral fitting with Rubber Ring



Item Code	Part Number	Hose ID in	Hose ID mm	Dash	C CUT-OFF Factor	L Overall Length mm	Weight kg
1238273	H1423F10-323200	2	51	32	51,5	148,5	2,3

// H1T13F13

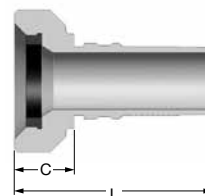
Male Hammer Union Fig. 1502 integral fitting with Lug Nut
Special version



Item Code	Part Number	Hose ID in	Hose ID mm	Dash	C CUT-OFF Factor	L Overall Length mm	Weight kg
1235624	H1T13F13-323200	2	51	32	55,9	162,2	6,6

// H1T23F10

Female Hammer Union Fig. 1502 integral fitting with Rubber Ring
Special version



Item Code	Part Number	Hose ID in	Hose ID mm	Dash	C CUT-OFF Factor	L Overall Length mm	Weight kg
1235623	H1T23F10-323200	2	51	32	52,4	158,7	2,6



// ALFACRIMP FITTINGS // C12A

// BSP INSERTS	144	// NPSM INSERTS	161
// DIN METRIC INSERTS	148	// ORFS INSERTS	162
// SAE INSERTS.....	153	// JIS INSERTS	165
// JIC 37° INSERTS	155	// KOMATSU INSERTS	166
// NPTF INSERTS.....	159	// SAE FLANGES	167

HOSE

// WIRE BRAID HOSES UP TO 1"

FLEXOPAK 1SC

FLEXOR 1SN HF AND MINETUFF

FLEXOPAK 2SC HF

FLEXOR 2SN HF AND MINETUFF

FLEXOPAK 2 MINETUFF AND SUPERTUFF

FLEXOPAK 2 HT

TEMP TECH 1SN

TEMP TECH 2SN

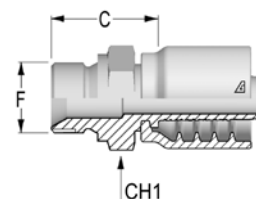
ALFATECH 3000 MINETUFF

ALFAJET 210

// BSP INSERTS

// C12A10510

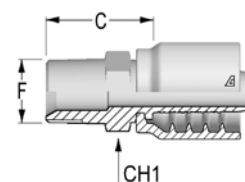
BSPP Male Parallel 60° Flare AGR



Item Code	Part Number	Hose ID in	Hose ID mm	DASH	F Thread in-TPI	F Thread DASH	C CUT-OFF Factor	CH1 mm
1232544	C12A10510-04020	1/4	6,4	04	1/8-28	02	20,8	14,0
1232545	C12A10510-04040	1/4	6,4	04	1/4-19	04	26,3	19,0
1232546	C12A10510-04060	1/4	6,4	04	3/8-19	06	27,8	22,0
1232547	C12A10510-05060	5/16	7,9	05	3/8-19	06	27,8	22,0
1232548	C12A10510-06060	3/8	9,5	06	3/8-19	06	27,8	22,0
1232549	C12A10510-06080	3/8	9,5	06	1/2-14	08	31,3	27,0
1232550	C12A10510-08060	1/2	12,7	08	3/8-19	06	28,6	22,0
1232551	C12A10510-08080	1/2	12,7	08	1/2-14	08	32,1	27,0
1232552	C12A10510-08100	1/2	12,7	08	5/8-14	10	34,1	30,0
1232553	C12A10510-08120	1/2	12,7	08	3/4-14	12	36,1	32,0
1232554	C12A10510-10100	5/8	15,9	10	5/8-14	10	34,1	30,0
1232555	C12A10510-10120	5/8	15,9	10	3/4-14	12	36,1	32,0
1232556	C12A10510-12120	3/4	19,0	12	3/4-14	12	36,6	32,0
1232557	C12A10510-12160	3/4	19,0	12	1-11	16	41,6	41,0
1232558	C12A10510-16160	1	25,4	16	1-11	16	42,4	41,0
1232559	C12A10510-16200	1	25,4	16	1 1/4-11	20	46,4	50,0

// C12A10710

BSPT Male Tapered AGR K

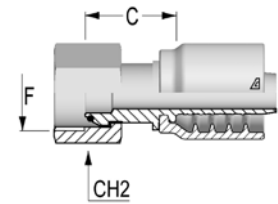


Item Code	Part Number	Hose ID in	Hose ID mm	DASH	F Thread in-TPI	F Thread DASH	C CUT-OFF Factor	CH1 mm
1232560	C12A10710-04020	1/4	6,4	04	1/8-28	02	21,3	12,0
1232561	C12A10710-04040	1/4	6,4	04	1/4-19	04	26,8	17,0
1232562	C12A10710-04060	1/4	6,4	04	3/8-19	06	27,8	19,0
1232563	C12A10710-05060	5/16	7,9	05	3/8-19	06	27,8	19,0
1232564	C12A10710-06060	3/8	9,5	06	3/8-19	06	27,8	19,0
1232565	C12A10710-06080	3/8	9,5	06	1/2-14	08	32,3	22,0
1232566	C12A10710-08080	1/2	12,7	08	1/2-14	08	33,1	22,0
1232567	C12A10710-10120	5/8	15,9	10	3/4-14	12	34,1	27,0
1232568	C12A10710-12120	3/4	19,0	12	3/4-14	12	34,6	27,0
1232569	C12A10710-12160	3/4	19,0	12	1-11	16	43,6	36,0
1232570	C12A10710-16160	1	25,4	16	1-11	16	44,4	36,0

Dimensions shown may be changed without prior notice.

// C12A20813

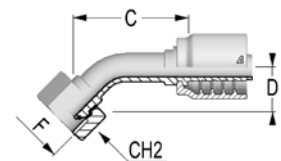
BSP Female 60° Cone with O-Ring DKOR



Item Code	Part Number	Hose ID in	Hose ID mm	DASH	F Thread in-TPI	F Thread DASH	C CUT-OFF Factor	CH2 mm
1232679	C12A20813-04040	1/4	6,4	04	1/4-19	04	20,8	19,0
1232680	C12A20813-04060	1/4	6,4	04	3/8-19	06	23,3	22,0
1232681	C12A20813-05060	5/16	7,9	05	3/8-19	06	23,3	22,0
1232675	C12A20811-06040	3/8	9,5	06	1/4-19	04	17,3	19,0
1232682	C12A20813-06060	3/8	9,5	06	3/8-19	06	23,3	22,0
1232683	C12A20813-06080	3/8	9,5	06	1/2-14	08	24,3	27,0
1232684	C12A20813-08080	1/2	12,7	08	1/2-14	08	25,1	27,0
1232685	C12A20813-08100	1/2	12,7	08	5/8-14	10	28,4	27,0
1232686	C12A20813-08120	1/2	12,7	08	3/4-14	12	29,0	32,0
1232676	C12A20811-10100	5/8	15,9	10	5/8-14	10	17,1	27,0
1232687	C12A20813-10120	5/8	15,9	10	3/4-14	12	29,0	32,0
1232677	C12A20811-12120	3/4	19,0	12	3/4-14	12	20,6	32,0
1232688	C12A20813-12160	3/4	19,0	12	1-11	16	34,0	38,0
1232678	C12A20811-16160	1	25,4	16	1-11	16	23,9	38,0
1232689	C12A20813-16200	1	25,4	16	1 1/4-11	20	39,4	50,0

// C12A20843

45° BSP Female 60° cone with O-Ring DKOR 45 Solid one piece

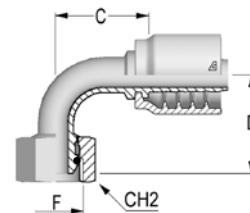


Item Code	Part Number	Hose ID in	Hose ID mm	DASH	F Thread in-TPI	F Thread DASH	C CUT-OFF Factor	D Drop mm	CH2 mm
1232693	C12A20843-04040	1/4	6,4	04	1/4-19	04	45,5	15,0	19,0
1232694	C12A20843-04060	1/4	6,4	04	3/8-19	06	41,5	17,5	22,0
1232695	C12A20843-05060	5/16	7,9	05	3/8-19	06	45,1	18,5	22,0
1232696	C12A20843-06060	3/8	9,5	06	3/8-19	06	49,9	20,5	22,0
1232697	C12A20843-06080	3/8	9,5	06	1/2-14	08	45,7	21,0	27,0
1232698	C12A20843-08080	1/2	12,7	08	1/2-14	08	55,0	21,0	27,0
1232699	C12A20843-08100	1/2	12,7	08	5/8-14	10	57,2	23,0	27,0
1232700	C12A20843-08120	1/2	12,7	08	3/4-14	12	56,7	23,0	32,0
1232690	C12A20841-10100	5/8	15,9	10	5/8-14	10	64,0	21,5	27,0
1232701	C12A20843-10120	5/8	15,9	10	3/4-14	12	66,5	22,5	32,0
1232691	C12A20841-12120	3/4	19,0	12	3/4-14	12	70,0	28,0	32,0
1232702	C12A20843-12160	3/4	19,0	12	1-11	16	74,6	31,5	38,0
1232692	C12A20841-16160	1	25,4	16	1-11	16	84,0	34,0	38,0

Dimensions shown may be changed without prior notice.

// C12A20893

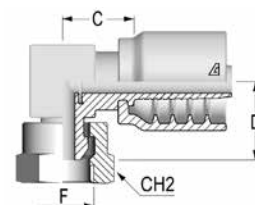
90° BSPP Female 60° Cone with O-Ring DKOR 90 Solid one piece



Item Code	Part Number	Hose ID in	Hose ID mm	DASH	F Thread in-TPI	F Thread DASH	C CUT-OFF Factor	D Drop mm	CH2 mm
1232706	C12A20893-04040	1/4	6,4	04	1/4-19	04	29,3	29,0	19,0
1232707	C12A20893-04060	1/4	6,4	04	3/8-19	06	29,8	31,0	22,0
1232708	C12A20893-05060	5/16	7,9	05	3/8-19	06	33,2	36,0	22,0
1232709	C12A20893-06060	3/8	9,5	06	3/8-19	06	34,8	42,0	22,0
1232710	C12A20893-06080	3/8	9,5	06	1/2-14	08	34,3	35,5	27,0
1232711	C12A20893-08080	1/2	12,7	08	1/2-14	08	35,8	41,0	27,0
1232712	C12A20893-08100	1/2	12,7	08	5/8-14	10	41,6	43,5	27,0
1232713	C12A20893-08120	1/2	12,7	08	3/4-14	12	41,8	43,0	32,0
1232703	C12A20891-10100	5/8	15,9	10	5/8-14	10	47,9	47,0	27,0
1232714	C12A20893-10120	5/8	15,9	10	3/4-14	12	51,9	49,0	32,0
1232704	C12A20891-12120	3/4	19,0	12	3/4-14	12	49,1	53,0	32,0
1232715	C12A20893-12160	3/4	19,0	12	1-11	16	54,1	60,5	38,0
1232705	C12A20891-16160	1	25,4	16	1-11	16	75,1	69,0	38,0
1232716	C12A20893-16200	1	25,4	16	1 1/4-11	20	75,1	88,5	50,0

// C12A20581

90° Compact BSPP Female 60° Cone DKR 90

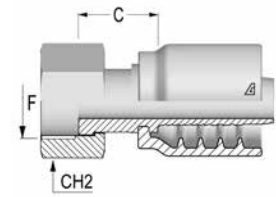


Item Code	Part Number	Hose ID in	Hose ID mm	DASH	F Thread in-TPI	F Thread DASH	C CUT-OFF Factor	D Drop mm	CH2 mm
1232668	C12A20581-06060	3/8	9,5	06	3/8-19	06	18,8	22,0	22,0
1232669	C12A20581-08080	1/2	12,7	08	1/2-14	08	22,6	24,5	27,0
1232670	C12A20581-12120	3/4	19,0	12	3/4-14	12	26,7	31,0	32,0

Dimensions shown may be changed without prior notice.

// C12A20613

BSPP Female Flat Seat DKR FD

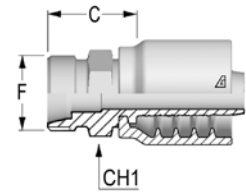


Item Code	Part Number	Hose ID in	Hose ID mm	DASH	F Thread in-TPI	F Thread DASH	C CUT-OFF Factor	CH2 mm
1232672	C12A20613-06060	3/8	9,5	06	3/8-19	06	20,3	22,0
1232673	C12A20613-06080	3/8	9,5	06	1/2-14	08	20,8	27,0
1232674	C12A20613-08080	1/2	12,7	08	1/2-14	08	21,6	27,0
1232671	C12A20611-12120	3/4	19,0	12	3/4-14	12	18,1	32,0

// DIN METRIC INSERTS

// C12A11110

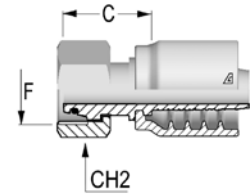
Metric Male 24° Seat - Light DIN 3853 - CEL



Item Code	Part Number	Hose ID in	Hose ID mm	DASH	F Thread dia x pitch	Tube OD mm	C CUT-OFF Factor	CH1 mm
1232571	C12A11110-04120	1/4	6,4	04	12x1,5	6	21,3	14,0
1232572	C12A11110-04140	1/4	6,4	04	14x1,5	8	21,3	14,0
1232573	C12A11110-04160	1/4	6,4	04	16x1,5	10	23,3	17,0
1232574	C12A11110-05160	5/16	7,9	05	16x1,5	10	23,3	17,0
1232575	C12A11110-05180	5/16	7,9	05	18x1,5	12	24,3	19,0
1232576	C12A11110-06160	3/8	9,5	06	16x1,5	10	23,3	17,0
1232577	C12A11110-06180	3/8	9,5	06	18x1,5	12	24,3	19,0
1232578	C12A11110-06220	3/8	9,5	06	22x1,5	15	25,3	22,0
1232579	C12A11110-08220	1/2	12,7	08	22x1,5	15	26,1	22,0
1232580	C12A11110-08260	1/2	12,7	08	26x1,5	18	27,1	27,0
1232581	C12A11110-10260	5/8	15,9	10	26x1,5	18	27,1	27,0
1232582	C12A11110-12300	3/4	19,0	12	30x2	22	31,6	32,0
1232583	C12A11110-16360	1	25,4	16	36x2	28	34,4	36,0

// C12A21513

Metric Female 24° Cone with O-Ring - Light DIN 3865 - DKOL

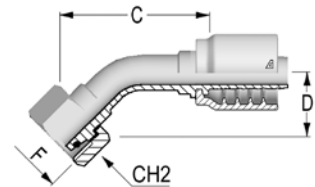


Item Code	Part Number	Hose ID in	Hose ID mm	DASH	F Thread dia x pitch	Tube OD mm	C CUT-OFF Factor	CH2 mm
1232717	C12A21511-04120	1/4	6,4	04	12x1,5	6	24,8	14,0
1232718	C12A21513-04140	1/4	6,4	04	14x1,5	8	24,4	17,0
1232719	C12A21513-04160	1/4	6,4	04	16x1,5	10	25,4	19,0
1232720	C12A21513-05160	5/16	7,9	05	16x1,5	10	25,4	19,0
1232721	C12A21513-06160	3/8	9,5	06	16x1,5	10	25,4	19,0
1232722	C12A21513-06180	3/8	9,5	06	18x1,5	12	25,4	22,0
1232723	C12A21513-06220	3/8	9,5	06	22x1,5	15	27,4	27,0
1232724	C12A21513-08220	1/2	12,7	08	22x1,5	15	28,2	27,0
1232725	C12A21513-08260	1/2	12,7	08	26x1,5	18	29,2	32,0
1232726	C12A21513-10260	5/8	15,9	10	26x1,5	18	29,2	32,0
1232727	C12A21513-12300	3/4	19,0	12	30x2	22	31,7	36,0
1232728	C12A21513-16360	1	25,4	16	36x2	28	33,6	41,0

Dimensions shown may be changed without prior notice.

// C12A21543

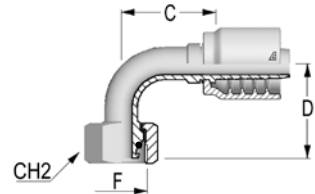
45° Metric Female 24° Cone with O-Ring - Light DIN 3865 - DKOL 45 Solid one piece



Item Code	Part Number	Hose ID in	Hose ID mm	DASH	F Thread dia x pitch	Tube OD mm	C CUT-OFF Factor	D Drop mm	CH2 mm
1232729	C12A21543-04140	1/4	6,4	04	14x1,5	8	43,0	17,5	17,0
1232730	C12A21543-04160	1/4	6,4	04	16x1,5	10	42,0	20,0	19,0
1232731	C12A21543-05160	5/16	7,9	05	16x1,5	10	47,5	20,0	19,0
1232732	C12A21543-06160	3/8	9,5	06	16x1,5	10	46,8	20,0	19,0
1232733	C12A21543-06180	3/8	9,5	06	18x1,5	12	46,8	19,5	22,0
1232734	C12A21543-08220	1/2	12,7	08	22x1,5	15	55,0	21,0	22,0
1232735	C12A21543-10260	5/8	15,9	10	26x1,5	18	65,3	24,0	32,0
1232736	C12A21543-12300	3/4	19,0	12	30x2	22	69,4	32,0	36,0
1232737	C12A21543-16360	1	25,4	16	36x2	28	91,4	32,0	41,0

// C12A21593

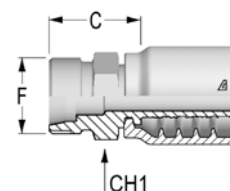
90° Metric Female 24° Cone with O-Ring - Light DIN 3865 - DKOL 90 Solid one piece



Item Code	Part Number	Hose ID in	Hose ID mm	DASH	F Thread dia x pitch	Tube OD mm	C CUT-OFF Factor	D Drop mm	CH2 mm
1232738	C12A21591-04120	1/4	6,4	04	12x1,5	6	29,5	26,0	14,0
1232739	C12A21593-04140	1/4	6,4	04	14x1,5	8	28,3	32,5	17,0
1232740	C12A21593-04160	1/4	6,4	04	16x1,5	10	28,3	32,5	19,0
1232741	C12A21593-04180	1/4	6,4	04	18x1,5	12	28,8	35,0	22,0
1232742	C12A21593-05160	5/16	7,9	05	16x1,5	10	33,7	38,0	19,0
1232743	C12A21593-06160	3/8	9,5	06	16x1,5	10	32,8	38,0	19,0
1232744	C12A21593-06180	3/8	9,5	06	18x1,5	12	32,8	39,0	22,0
1232745	C12A21593-08220	1/2	12,7	08	22x1,5	15	39,8	40,5	27,0
1232746	C12A21593-10260	5/8	15,9	10	26x1,5	18	51,4	48,0	32,0
1232747	C12A21593-10300	5/8	15,9	10	30x2	22	52,4	49,0	36,0
1232748	C12A21593-12300	3/4	19,0	12	30x2	22	52,1	59,0	36,0
1232749	C12A21593-16360	1	25,4	16	36x2	28	77,6	68,0	41,0

// C12A11210

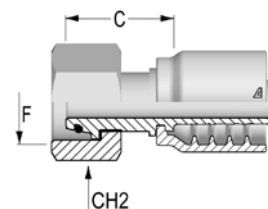
Metric Male 24° Seat - Heavy DIN 3853 - CES



Item Code	Part Number	Hose ID in	Hose ID mm	DASH	F Thread dia x pitch	Tube OD mm	C CUT-OFF Factor	CH1 mm
1232584	C12A11210-04180	1/4	6,4	04	18x1,5	10	25,3	19,0
1232585	C12A11210-05200	5/16	7,9	05	20x1,5	12	25,3	22,0
1232586	C12A11210-06200	3/8	9,5	06	20x1,5	12	25,3	22,0
1232587	C12A11210-06220	3/8	9,5	06	22x1,5	14	27,3	22,0
1232588	C12A11210-08240	1/2	12,7	08	24x1,5	16	29,1	24,0
1232589	C12A11210-10300	5/8	15,9	10	30x2	20	33,1	32,0
1232591	C12A11210-12360	3/4	19,0	12	36x2	25	37,6	36,0
1232590	C12A11210-12300	3/4	19,0	12	30x2	20	33,6	32,0
1232592	C12A11210-16420	1	25,4	16	42x2	30	42,4	46,0

// C12A21613

Metric Female 24° Cone with O-Ring - Heavy DIN 3865 - DKOS

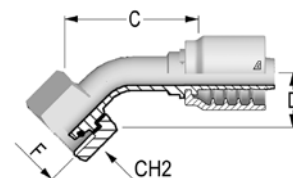


Item Code	Part Number	Hose ID in	Hose ID mm	DASH	F Thread dia x pitch	Tube OD mm	C CUT-OFF Factor	CH2 mm
1232750	C12A21613-04160	1/4	6,4	04	16x1,5	8	27,7	19,0
1232751	C12A21613-04180	1/4	6,4	04	18x1,5	10	27,6	22,0
1232752	C12A21613-05200	5/16	7,9	05	20x1,5	12	27,6	24,0
1232753	C12A21613-06180	3/8	9,5	06	18x1,5	10	27,6	22,0
1232754	C12A21613-06200	3/8	9,5	06	20x1,5	12	27,6	24,0
1232755	C12A21613-06220	3/8	9,5	06	22x1,5	14	31,1	27,0
1232756	C12A21613-08200	1/2	12,7	08	20x1,5	12	31,9	24,0
1232757	C12A21613-08240	1/2	12,7	08	24x1,5	16	31,7	30,0
1232758	C12A21613-10300	5/8	15,9	10	30x2	20	36,5	36,0
1232759	C12A21613-12300	3/4	19,0	12	30x2	20	37,0	36,0
1232760	C12A21613-12360	3/4	19,0	12	36x2	25	40,2	46,0
1232761	C12A21613-16360	1	25,4	16	36x2	25	41,0	46,0
1232762	C12A21613-16420	1	25,4	16	42x2	30	43,1	50,0

Dimensions shown may be changed without prior notice.

// C12A21643

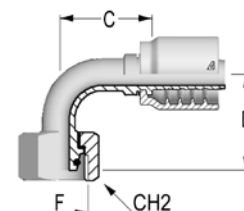
45° Metric Female 24° Cone with O-Ring - Heavy DIN 3865 - DKOS 45 Solid one piece



Item Code	Part Number	Hose ID in	Hose ID mm	DASH	F Thread dia x pitch	Tube OD mm	C CUT-OFF Factor	D Drop mm	CH2 mm
1232763	C12A21643-04160	1/4	6,4	04	16x1,5	8	48,6	16,0	19,0
1232764	C12A21643-04180	1/4	6,4	04	18x1,5	10	43,5	19,0	22,0
1232765	C12A21643-05200	5/16	7,9	05	20x1,5	12	48,1	21,0	24,0
1232766	C12A21643-06200	3/8	9,5	06	20x1,5	12	50,6	20,0	24,0
1232767	C12A21643-06220	3/8	9,5	06	22x1,5	14	52,9	21,0	27,0
1232768	C12A21643-08240	1/2	12,7	08	24x1,5	16	55,8	21,5	30,0
1232769	C12A21643-10300	5/8	15,9	10	30x2	20	66,3	30,0	36,0
1232770	C12A21643-12360	3/4	19,0	12	36x2	25	69,5	33,0	46,0
1232771	C12A21643-16420	1	25,4	16	42x2	30	110,3	40,5	50,0

// C12A21693

90° Metric Female 24° Cone with O-Ring - Heavy DIN 3865 - DKOS 90 Solid one piece

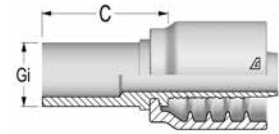


Item Code	Part Number	Hose ID in	Hose ID mm	DASH	F Thread dia x pitch	Tube OD mm	C CUT-OFF Factor	D Drop mm	CH2 mm
1232772	C12A21693-04160	1/4	6,4	04	16x1,5	8	27,3	33,0	19,0
1232773	C12A21693-04180	1/4	6,4	04	18x1,5	10	26,8	34,0	22,0
1232774	C12A21693-05200	5/16	7,9	05	20x1,5	12	33,2	39,0	24,0
1232775	C12A21692-06180	3/8	9,5	06	18x1,5	10	35,0	38,0	22,0
1232776	C12A21693-06200	3/8	9,5	06	20x1,5	12	34,3	38,5	24,0
1232777	C12A21693-06220	3/8	9,5	06	22x1,5	14	34,3	40,5	27,0
1232778	C12A21693-08240	1/2	12,7	08	24x1,5	16	39,8	41,5	30,0
1232779	C12A21693-10300	5/8	15,9	10	30x2	20	47,9	55,0	36,0
1232780	C12A21693-12300	3/4	19,0	12	30x2	20	50,6	58,0	36,0
1232781	C12A21693-12360	3/4	19,0	12	36x2	25	50,6	59,5	46,0
1232782	C12A21693-16420	1	25,4	16	42x2	30	75,6	79,0	50,0

Dimensions shown may be changed without prior notice.

// C12A52010

Metric Straight Standpipe DIN 2353 RSL/RSS



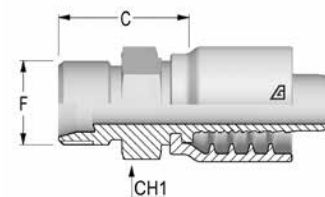
Item Code	Part Number	Hose ID in	Hose ID mm	DASH	Tube OD mm	F Thread DASH	C CUT-OFF Factor
1233002	C12A52010-04080	1/4	6,4	04	8	08	30,2
1233003	C12A52010-06100	3/8	9,5	06	10	10	30,3
1233004	C12A52010-08150	1/2	12,7	08	15	15	32,1
1233005	C12A52010-08160	1/2	12,7	08	16	16	37,1

Dimensions shown may be changed without prior notice.

// SAE INSERTS

// C12A13B10

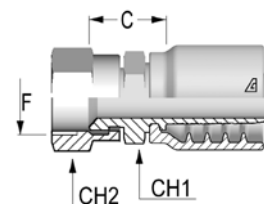
SAE Male Flareless



Item Code	Part Number	Hose ID in	Hose ID mm	DASH	F Thread in-TPI	F Thread DASH	C CUT-OFF Factor	CH1 mm
1240072	C12A13B10-04040	1/4	6,4	04	7/16-20	04	21,8	12
-	C12A13B10-05060	5/16	7,9	05	1/2-20	06	24,2	16
1239967	C12A13B10-06060	3/8	9,5	06	9/16-18	06	24,2	16
-	C12A13B10-06080	3/8	9,5	06	3/4-16	08	27,6	22
1237777	C12A13B10-08080	1/2	12,7	08	3/4-16	08	28,4	22
-	C12A13B10-12120	3/4	19,0	12	1 1/16-12	12	33,1	30
1232913	C12A13B10-16160	1	25,4	16	1 5/16-12	16	37,9	36

// C12A26611

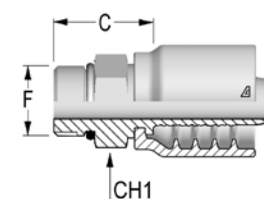
SAE Female Swivel 45° Seat



Item Code	Part Number	Hose ID in	Hose ID mm	DASH	F Thread in-TPI	F Thread DASH	C CUT-OFF Factor	CH1 mm	CH2 mm
1232955	C12A26611-06060	3/8	9,5	06	5/8-18	06	23,3	19,0	22,0
1232956	C12A26611-12120	3/4	19,0	12	1 1/16-14	12	28,6	27,0	32,0

// C12A13010

SAE Male Solid O-Ring Boss

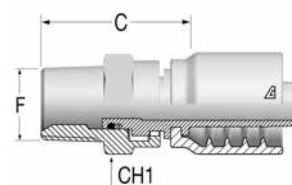


Item Code	Part Number	Hose ID in	Hose ID mm	DASH	F Thread in-TPI	F Thread DASH	C CUT-OFF Factor	CH1 mm
1232654	C12A13010-04040	1/4	6,4	04	7/16-20	04	20,3	14,0
1232655	C12A13010-04050	1/4	6,4	04	1/2-20	05	21,3	16,0
1232656	C12A13010-04060	1/4	6,4	04	9/16-18	06	22,3	17,0
1232657	C12A13010-06060	3/8	9,5	06	9/16-18	06	23,3	19,0
1232658	C12A13010-06080	3/8	9,5	06	3/4-16	08	24,3	22,0
1232659	C12A13010-06100	3/8	9,5	06	7/8-14	10	26,8	27,0
1232660	C12A13010-08080	1/2	12,7	08	3/4-16	08	25,1	22,0
1232661	C12A13010-08100	1/2	12,7	08	7/8-14	10	27,6	27,0
1232662	C12A13010-08120	1/2	12,7	08	1 1/16-12	12	32,1	32,0
1232663	C12A13010-10120	5/8	15,9	10	1 1/16-12	12	32,1	32,0
1232664	C12A13010-12100	3/4	19,0	12	7/8-14	10	28,1	27,0
1232665	C12A13010-12120	3/4	19,0	12	1 1/16-12	12	32,6	32,0
1232666	C12A13010-12160	3/4	19,0	12	1 5/16-12	16	34,6	38,0
1232667	C12A13010-16160	1	25,4	16	1 5/16-12	16	35,4	38,0

Dimensions shown may be changed without prior notice.

// C12A13011

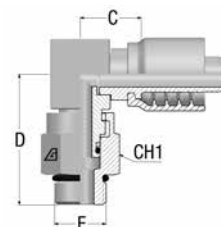
SAE Male Swivel O-Ring Boss



Item Code	Part Number	Hose ID in	Hose ID mm	DASH	F Thread in-TPI	F Thread DASH	C CUT-OFF Factor	CH1 mm
-	C12A13011-04040	1/4	6,4	04	7/16-20	04	33,1	17
-	C12A13011-04060	1/4	6,4	04	9/16-18	06	42,5	22
-	C12A13011-06060	3/8	9,5	06	9/16-18	06	40,5	22
-	C12A13011-06080	3/8	9,5	06	3/4-16	08	43,5	25
-	C12A13011-08080	1/2	12,7	08	3/4-16	08	42,3	25
-	C12A13011-08100	1/2	12,7	08	7/8-14	10	43,8	25
-	C12A13011-12120	3/4	19,0	12	1 1/16-12	12	49,6	32
-	C12A13011-16160	1	25,4	16	1 5/16-12	16	-	-

// C12A13081

90° Compact SAE Male Swivel O-Ring Boss



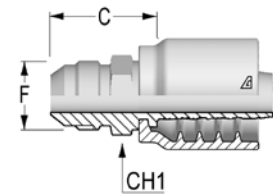
Item Code	Part Number	Hose ID in	Hose ID mm	DASH	F Thread in-TPI	F Thread DASH	C CUT-OFF Factor	D Drop mm	CH1 mm
-	C12A13081-04040	1/4	6,4	04	7/16-20	04	-	-	17
-	C12A13081-04050	1/4	6,4	04	1/2-20	05	17	35	17
-	C12A13081-04060	1/4	6,4	04	9/16-18	06	19	42	22
-	C12A13081-06060	3/8	9,5	06	9/16-18	06	20	44	22
-	C12A13081-06080	3/8	9,5	06	3/4-16	08	22	45	25
-	C12A13081-08080	1/2	12,7	08	3/4-16	08	23	48	25
1240001	C12A13081-08100	1/2	12,7	08	7/8-14	10	23	50	25
-	C12A13081-12120	3/4	19,0	12	1 1/16-12	12	27	60	32
-	C12A13081-16160	1	25,4	16	1 5/16-12	16	-	-	-

Dimensions shown may be changed without prior notice.

// JIC 37° INSERTS

// C12A12510

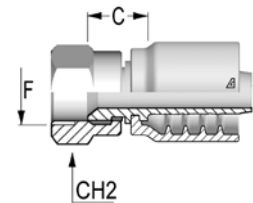
JIC Male 37° Cone AGJ



Item Code	Part Number	Hose ID in	Hose ID mm	DASH	F Thread in-TPI	F Thread DASH	C CUT-OFF Factor	CH1 mm
1232606	C12A12510-04040	1/4	6,4	04	7/16-20	04	25,3	12,0
1232607	C12A12510-04050	1/4	6,4	04	1/2-20	05	25,3	14,0
1232608	C12A12510-04060	1/4	6,4	04	9/16-18	06	26,3	17,0
1232609	C12A12510-05050	5/16	7,9	05	1/2-20	05	25,3	14,0
1232610	C12A12510-05060	5/16	7,9	05	9/16-18	06	26,3	17,0
1232611	C12A12510-06060	3/8	9,5	06	9/16-18	06	26,3	17,0
1232612	C12A12510-06080	3/8	9,5	06	3/4-16	08	29,8	19,0
1232613	C12A12510-06100	3/8	9,5	06	7/8-14	10	33,8	24,0
1232614	C12A12510-08080	1/2	12,7	08	3/4-16	08	30,6	19,0
1232615	C12A12510-08100	1/2	12,7	08	7/8-14	10	34,6	24,0
1232616	C12A12510-08120	1/2	12,7	08	1 1/16-12	12	37,1	27,0
1232617	C12A12510-10100	5/8	15,9	10	7/8-14	10	34,6	24,0
1232618	C12A12510-10120	5/8	15,9	10	1 1/16-12	12	37,1	27,0
1232619	C12A12510-12120	3/4	19,0	12	1 1/16-12	12	37,6	27,0
1232620	C12A12510-12140	3/4	19,0	12	1 3/16-12	14	40,1	32,0
1232621	C12A12510-12160	3/4	19,0	12	1 5/16-12	16	42,6	36,0
1232622	C12A12510-16160	1	25,4	16	1 5/16-12	16	43,4	36,0
1232623	C12A12510-16200	1	25,4	16	1 5/8-12	20	46,9	46,0

// C12A22511

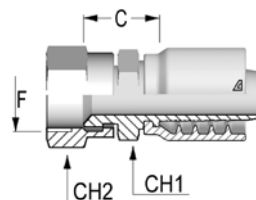
JIC Female 37° Seat DKJ



Item Code	Part Number	Hose ID in	Hose ID mm	DASH	F Thread in-TPI	F Thread DASH	C CUT-OFF Factor	CH2 mm
1232848	C12A22511-04040	1/4	6,4	04	7/16-20	04	14,6	16,0
1232849	C12A22511-04050	1/4	6,4	04	1/2-20	05	15,3	17,0
1232850	C12A22511-04060	1/4	6,4	04	9/16-18	06	15,3	19,0
1232851	C12A22511-05050	5/16	7,9	05	1/2-20	05	15,3	17,0
1232852	C12A22511-05060	5/16	7,9	05	9/16-18	06	15,3	19,0
1232853	C12A22511-06060	3/8	9,5	06	9/16-18	06	15,3	19,0
1232854	C12A22511-06080	3/8	9,5	06	3/4-16	08	17,8	25,0
1232855	C12A22511-08080	1/2	12,7	08	3/4-16	08	18,6	25,0
1232856	C12A22511-08100	1/2	12,7	08	7/8-14	10	19,6	27,0
1232857	C12A22511-08120	1/2	12,7	08	1 1/16-12	12	22,1	32,0
1232858	C12A22511-10100	5/8	15,9	10	7/8-14	10	19,6	27,0
1232859	C12A22511-10120	5/8	15,9	10	1 1/16-12	12	20,1	32,0
1232860	C12A22511-12100	3/4	19,0	12	7/8-14	10	20,1	27,0
1232861	C12A22511-12120	3/4	19,0	12	1 1/16-12	12	20,6	32,0
1232862	C12A22511-12140	3/4	19,0	12	1 3/16-12	14	19,9	36,0
1232863	C12A22511-12160	3/4	19,0	12	1 5/16-12	16	22,1	38,0
1232864	C12A22511-16160	1	25,4	16	1 5/16-12	16	23,9	38,0
1232865	C12A22512-16200	1	25,4	16	1 5/8-12	20	26,5	50,0

// C12A26511

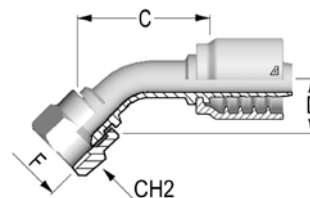
JIC Female 37° Seat with Stem Hexagon DKJ



Item Code	Part Number	Hose ID in	Hose ID mm	DASH	F Thread in-TPI	F Thread DASH	C CUT-OFF Factor	CH1 mm	CH2 mm
1232933	C12A26511-04040	1/4	6,4	04	7/16-20	04	19,6	14,0	16,0
1232934	C12A26511-04050	1/4	6,4	04	1/2-20	05	20,3	14,0	17,0
1232935	C12A26511-04060	1/4	6,4	04	9/16-18	06	20,3	14,0	19,0
1232936	C12A26511-05060	5/16	7,9	05	9/16-18	06	20,3	14,0	19,0
1232937	C12A26511-06040	3/8	9,5	06	7/16-20	04	20,6	17,0	16,0
1232938	C12A26511-06060	3/8	9,5	06	9/16-18	06	21,3	17,0	19,0
1232939	C12A26511-06080	3/8	9,5	06	3/4-16	08	24,8	19,0	25,0
1232940	C12A26511-06100	3/8	9,5	06	7/8-14	10	25,8	22,0	27,0
1232941	C12A26511-08060	1/2	12,7	08	9/16-18	06	23,1	19,0	19,0
1232942	C12A26511-08080	1/2	12,7	08	3/4-16	08	25,6	19,0	25,0
1232943	C12A26511-08100	1/2	12,7	08	7/8-14	10	26,6	22,0	27,0
1232944	C12A26511-08120	1/2	12,7	08	1 1/16-12	12	28,1	25,0	32,0
1232945	C12A26511-10080	5/8	15,9	10	3/4-16	08	26,6	24,0	25,0
1232946	C12A26511-10100	5/8	15,9	10	7/8-14	10	27,6	24,0	27,0
1232947	C12A26511-10120	5/8	15,9	10	1 1/16-12	12	28,1	25,0	32,0
1232948	C12A26511-12100	3/4	19,0	12	7/8-14	10	28,1	27,0	27,0
1232949	C12A26511-12120	3/4	19,0	12	1 1/16-12	12	28,6	27,0	32,0
1232950	C12A26511-12140	3/4	19,0	12	1 3/16-12	14	29,9	32,0	36,0
1232951	C12A26511-12160	3/4	19,0	12	1 5/16-12	16	32,1	32,0	38,0
1232952	C12A26511-16120	1	25,4	16	1 1/16-12	12	31,4	32,0	32,0
1232953	C12A26511-16160	1	25,4	16	1 5/16-12	16	32,9	32,0	38,0
1232954	C12A26512-16200	1	25,4	16	1 5/8-12	20	37,5	41,0	50,0

// C12A22541-M

45° JIC Female 37° Seat DKJ 45 Solid one piece

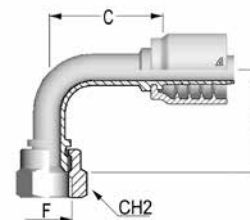


Item Code	Part Number	Hose ID in	Hose ID mm	DASH	F Thread in-TPI	F Thread DASH	C CUT-OFF Factor	D Drop mm	CH2 mm
1232866	C12A22541-0404M	1/4	6,4	04	7/16-20	04	36,6	10,0	16,0
1232867	C12A22541-0405M	1/4	6,4	04	1/2-20	05	37,2	12,0	17,0
1232868	C12A22541-0406M	1/4	6,4	04	9/16-18	06	39,4	11,0	19,0
1232869	C12A22541-0506M	5/16	7,9	05	9/16-18	06	42,8	12,0	19,0
1232870	C12A22541-0606M	3/8	9,5	06	9/16-18	06	46,3	11,0	19,0
1232871	C12A22541-0608M	3/8	9,5	06	3/4-16	08	47,2	15,0	25,0
1232872	C12A22541-0808M	1/2	12,7	08	3/4-16	08	51,6	15,0	25,0
1232873	C12A22541-0810M	1/2	12,7	08	7/8-14	10	50,7	16,0	27,0
1232874	C12A22541-0812M	1/2	12,7	08	1 1/16-12	12	57,0	21,0	32,0
1232875	C12A22541-1010M	5/8	16,9	10	7/8-14	10	62,2	19,0	27,0
1232876	C12A22541-1012M	5/8	15,9	10	1 1/16-12	12	68,6	21,0	32,0
1232877	C12A22541-1212M	3/4	19,0	12	1 1/16-12	12	67,5	21,0	32,0
1232878	C12A22541-1216M	3/4	19,0	12	1 5/16-12	16	71,4	26,0	38,0
1232879	C12A22541-1616M	1	25,4	16	1 5/16-12	16	79,4	24,0	38,0
1232880	C12A22542-1620M	1	25,4	16	1 5/8-12	20	83,8	37,0	50,0

Dimensions shown may be changed without prior notice.

// C12A22591-S

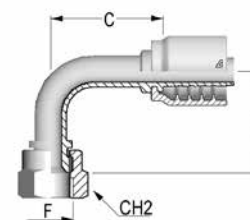
90° JIC Female 37° Seat Short Drop DKJ 90S Solid one piece



Item Code	Part Number	Hose ID in	Hose ID mm	DASH	F Thread in-TPI	F Thread DASH	C CUT-OFF Factor	D Drop mm	CH2 mm
1232883	C12A22591-0404S	1/4	6,4	04	7/16-20	04	27,0	21,0	16,0
1232885	C12A22591-0405S	1/4	6,4	04	1/2-20	05	26,5	23,5	17,0
1232887	C12A22591-0406S	1/4	6,4	04	9/16-18	06	31,0	23,0	19,0
1232892	C12A22591-0606S	3/8	9,5	06	9/16-18	06	42,3	23,0	19,0
1232895	C12A22591-0608S	3/8	9,5	06	3/4-16	08	48,8	29,0	25,0
1232898	C12A22591-0808S	1/2	12,7	08	3/4-16	08	46,4	29,0	25,0
1232901	C12A22591-0810S	1/2	12,7	08	7/8-14	10	45,8	32,0	27,0
1232903	C12A22591-0812S	1/2	12,7	08	1 1/16-12	12	37,3	46,0	32,0
1232907	C12A22591-1012S	5/8	15,9	10	1 1/16-12	12	47,9	48,0	32,0
1232910	C12A22591-1212S	3/4	19,0	12	1 1/16-12	12	58,2	46,0	32,0
1232912	C12A22591-1216S	3/4	19,0	12	1 5/16-12	16	53,6	53,0	38,0
1232915	C12A22591-1616S	1	25,4	16	1 5/16-12	16	74,0	56,0	38,0

// C12A22591-M

90° JIC Female 37° Seat Medium Drop DKJ 90M Solid one piece

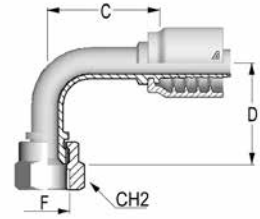


Item Code	Part Number	Hose ID in	Hose ID mm	DASH	F Thread in-TPI	F Thread DASH	C CUT-OFF Factor	D Drop mm	CH2 mm
1232882	C12A22591-0404M	1/4	6,4	04	7/16-20	04	34,2	32,0	16,0
1232884	C12A22591-0405M	1/4	6,4	04	1/2-20	05	25,7	30,0	17,0
1232886	C12A22591-0406M	1/4	6,4	04	9/16-18	06	28,5	38,0	19,0
1232888	C12A22591-0505M	5/16	7,9	05	1/2-20	05	34,2	32,0	17,0
1232889	C12A22591-0506M	5/16	7,9	05	9/16-18	06	33,2	35,0	19,0
1232891	C12A22591-0606M	3/8	9,5	06	9/16-18	06	31,3	35,0	19,0
1232894	C12A22591-0608M	3/8	9,5	06	3/4-16	08	39,5	41,0	25,0
1232897	C12A22591-0808M	1/2	12,7	08	3/4-16	08	37,2	40,0	25,0
1232900	C12A22591-0810M	1/2	12,7	08	7/8-14	10	43,3	47,0	27,0
1232902	C12A22591-0812M	1/2	12,7	08	1 1/16-12	12	42,8	58,0	32,0
1232905	C12A22591-1010M	5/8	15,9	10	7/8-14	10	49,4	48,0	27,0
1232906	C12A22591-1012M	5/8	15,9	10	1 1/16-12	12	47,9	58,0	32,0
1232909	C12A22591-1212M	3/4	19,0	12	1 1/16-12	12	52,4	54,0	32,0
1232911	C12A22591-1216M	3/4	19,0	12	1 5/16-12	16	52,6	72,0	38,0
1232914	C12A22591-1616M	1	25,4	16	1 5/16-12	16	72,6	71,5	38,0
1232916	C12A22592-1620M	1	25,4	16	1 5/8-12	20	72,6	78,0	50,0

Dimensions shown may be changed without prior notice.

// C12A22591-L

90° JIC Female 37° Seat Long Drop DKJ 90L Solid one piece



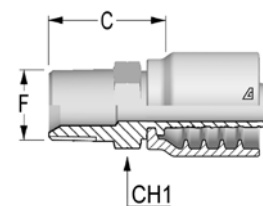
Item Code	Part Number	Hose ID in	Hose ID mm	DASH	F Thread in-TPI	F Thread DASH	C CUT-OFF Factor	D Drop mm	CH2 mm
1232881	C12A22591-0404L	1/4	6,4	04	7/16-20	04	30,8	46,0	16,0
1232890	C12A22591-0606L	3/8	9,5	06	9/16-18	06	43,3	54,0	19,0
1232893	C12A22591-0608L	3/8	9,5	06	3/4-16	08	46,8	64,0	25,0
1232896	C12A22591-0808L	1/2	12,7	08	3/4-16	08	49,9	64,0	25,0
1232899	C12A22591-0810L	1/2	12,7	08	7/8-14	10	37,3	65,0	27,0
1232904	C12A22591-1010L	5/8	15,9	10	7/8-14	10	49,9	65,0	27,0
1232908	C12A22591-1212L	3/4	19,0	12	1 1/16-12	12	54,1	95,0	32,0
1232913	C12A22591-1616L	1	25,4	16	1 5/16-12	16	78,6	114,0	38,0

Dimensions shown may be changed without prior notice.

// NPTF INSERTS

// C12A12810

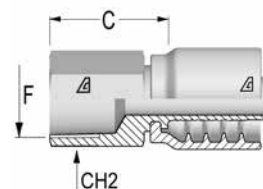
NPTF Male 60° Seat AGN



Item Code	Part Number	Hose ID in	Hose ID mm	DASH	F Thread in-TPI	F Thread DASH	C CUT-OFF Factor	CH1 mm
1232624	C12A12810-04020	1/4	6,4	04	1/8-27	02	21,3	14,0
1232650	C12A1281P-04040	1/4	6,4	04	1/4-18	04	26,8	27,0
1232625	C12A12810-04060	1/4	6,4	04	3/8-18	06	27,8	17,0
1232626	C12A12810-04080	1/4	6,4	04	1/2-14	08	31,3	22,0
1232627	C12A12810-05040	5/16	7,9	05	1/4-18	04	26,8	19,0
1232628	C12A12810-05060	5/16	7,9	05	3/8-18	06	27,8	22,0
1232629	C12A12810-06040	3/8	9,5	06	1/4-18	04	26,8	17,0
1232630	C12A12810-06060	3/8	9,5	06	3/8-18	06	27,8	19,0
1232631	C12A12810-06080	3/8	9,5	06	1/2-14	08	31,3	22,0
1232632	C12A12810-08060	1/2	12,7	08	3/8-18	06	28,6	17,0
1232633	C12A12810-08080	1/2	12,7	08	1/2-14	08	32,1	19,0
1232634	C12A12810-08120	1/2	12,7	08	3/4-14	12	34,1	22,0
1232635	C12A12810-10080	5/8	15,9	10	1/2-14	08	33,1	22,0
1232636	C12A12810-10120	5/8	15,9	10	3/4-14	12	34,1	25,0
1232637	C12A12810-12080	3/4	19,0	12	1/2-14	08	33,6	19,0
1232638	C12A12810-12120	3/4	19,0	12	3/4-14	12	34,6	22,0
1232639	C12A12810-12160	3/4	19,0	12	1-11 1/2	16	43,6	22,0
1232640	C12A12810-16160	1	25,4	16	1-11 1/2	16	44,4	25,0
1232641	C12A12810-16200	1	25,4	16	1 1/4-11 1/2	20	47,4	27,0

// C12A22810

NPTF Female Solid

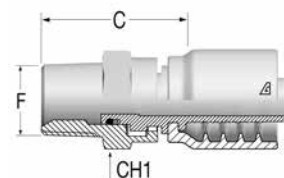


Item Code	Part Number	Hose ID in	Hose ID mm	DASH	F Thread in-TPI	F Thread DASH	C CUT-OFF Factor	CH2 mm
1232917	C12A22810-04040	1/4	6,4	04	1/4-18	04	27,8	19,0
1232918	C12A22810-06060	3/8	9,5	06	3/8-18	06	28,8	22,0
1232919	C12A22810-08080	1/2	12,7	08	1/2-14	08	35,6	25,0
1232920	C12A22810-12120	3/4	19,0	12	3/4-14	12	38,1	32,0
1232921	C12A22810-16160	1	25,4	16	1-11 1/2	16	44,9	38,0

Dimensions shown may be changed without prior notice.

// C12A12811

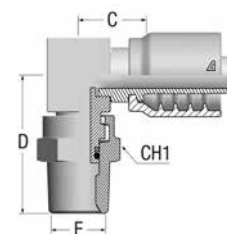
NPTF Male Swivel 60° Seat



Item Code	Part Number	Hose ID in	Hose ID mm	DASH	F Thread in-TPI	F Thread DASH	C CUT-OFF Factor	CH1 mm
1232642	C12A12811-04040	1/4	6,4	04	1/4-18	04	37,6	24,0
1232643	C12A12811-06040	3/8	9,5	06	1/4-18	04	39,6	27,0
1232644	C12A12811-06060	3/8	9,5	06	3/8-18	06	37,5	27,0
1232645	C12A12811-06080	3/8	9,5	06	1/2-14	08	43,5	32,0
1232646	C12A12811-08060	1/2	12,7	08	3/8-18	06	38,3	36,0
1232647	C12A12811-08080	1/2	12,7	08	1/2-14	08	42,3	36,0
1232648	C12A12811-12120	3/4	19,0	12	3/4-14	12	50,1	41,0
1232649	C12A12811-16160	1	25,4	16	1-11 1/2	16	57,9	46,0

// C12A12881

90° Compact NPTF Male Swivel 60° Seat



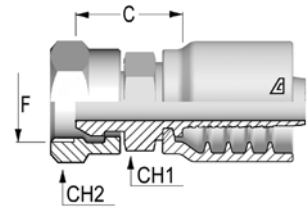
Item Code	Part Number	Hose ID in	Hose ID mm	DASH	F Thread in-TPI	F Thread DASH	C CUT-OFF Factor	D Drop mm	CH1 mm
1232651	C12A12881-04040	1/4	6,4	04	1/4-18	04	17,0	39,0	17,0
1232652	C12A12881-06060	3/8	9,5	06	3/8-18	06	20,0	41,0	22,0
1232653	C12A12881-08080	1/2	12,7	08	1/2-14	08	23,0	48,0	22,0

Dimensions shown may be changed without prior notice.

// NPSM INSERTS

// C12A27311

NPSM Female

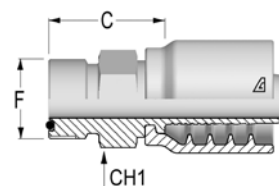


Item Code	Part Number	Hose ID in	Hose ID mm	DASH	F Thread in-TPI	F Thread DASH	C CUT-OFF Factor	CH1 mm	CH2 mm
1232957	C12A27311-04040	1/4	6,4	04	1/4-18	04	24,3	19,0	19,0
1232958	C12A27311-06060	3/8	9,5	06	3/8-18	06	24,8	22,0	22,0
1232959	C12A27311-08080	1/2	12,7	08	1/2-14	08	26,6	22,0	27,0
1232960	C12A27311-12120	3/4	19,0	12	3/4-14	12	28,6	32,0	32,0
1232961	C12A27311-16160	1	25,4	16	1-11 1/2	16	35,4	36,0	38,0

// ORFS INSERTS

// C12A12410

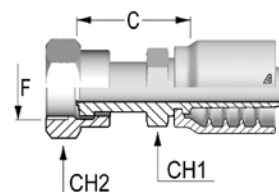
ORFS Male



Item Code	Part Number	Hose ID in	Hose ID mm	DASH	F Thread in-TPI	F Thread DASH	C CUT-OFF Factor	CH1 mm
1232593	C12A12410-04040	1/4	6,4	04	9/16-18	04	22,3	17,0
1232594	C12A12410-04060	1/4	6,4	04	11/16-16	06	24,3	19,0
1232595	C12A12410-06060	3/8	9,5	06	11/16-16	06	24,3	19,0
1232596	C12A12410-06080	3/8	9,5	06	13/16-16	08	26,3	22,0
1232597	C12A12410-06100	3/8	9,5	06	1-14	10	29,8	27,0
1232598	C12A12410-08080	1/2	12,7	08	13/16-16	08	27,1	22,0
1232599	C12A12410-08100	1/2	12,7	08	1-14	10	30,6	27,0
1232600	C12A12410-08120	1/2	12,7	08	1 3/16-12	12	34,1	32,0
1232601	C12A12410-10100	5/8	15,9	10	1-14	10	30,6	27,0
1232602	C12A12410-10120	5/8	15,9	10	1 3/16-12	12	34,1	32,0
1232603	C12A12410-12120	3/4	19,0	12	1 3/16-12	12	34,6	32,0
1232604	C12A12410-12160	3/4	19,0	12	1 7/16-12	16	38,1	41,0
1232605	C12A12410-16160	1	25,4	16	1 7/16-12	16	37,9	38,0

// C12A22411

ORFS Female with Stem Hexagon

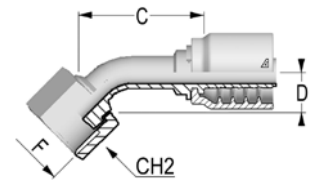


Item Code	Part Number	Hose ID in	Hose ID mm	DASH	F Thread in-TPI	F Thread DASH	C CUT-OFF Factor	CH1 mm	CH2 mm
1232783	C12A22411-04040	1/4	6,4	04	9/16-18	04	27,3	14,0	17,0
1232784	C12A22411-04060	1/4	6,4	04	11/16-16	06	30,3	17,0	22,0
1232785	C12A22411-04080	1/4	6,4	04	13/16-16	08	35,3	22,0	24,0
1232786	C12A22411-05060	5/16	7,9	05	11/16-16	06	30,3	17,0	22,0
1232787	C12A22411-06060	3/8	9,5	06	11/16-16	06	30,3	17,0	22,0
1232788	C12A22411-06080	3/8	9,5	06	13/16-16	08	35,3	22,0	24,0
1232789	C12A22411-08060	1/2	12,7	08	11/16-16	06	32,1	19,0	22,0
1232790	C12A22411-08080	1/2	12,7	08	13/16-16	08	36,1	22,0	24,0
1232791	C12A22411-08100	1/2	12,7	08	1-14	10	39,6	24,0	30,0
1232792	C12A22411-08120	1/2	12,7	08	1 3/16-12	12	42,1	30,0	36,0
1232793	C12A22411-10100	5/8	15,9	10	1-14	10	39,6	24,0	30,0
1232794	C12A22411-10120	5/8	15,9	10	1 3/16-12	12	42,1	30,0	36,0
1232795	C12A22411-12100	3/4	19,0	12	1-14	10	40,1	27,0	30,0
1232796	C12A22411-12120	3/4	19,0	12	1 3/16-12	12	42,6	30,0	36,0
1232797	C12A22411-12160	3/4	19,0	12	1 7/16-12	16	48,6	36,0	41,0
1232798	C12A22411-16120	1	25,4	16	1 3/16-12	12	45,4	32,0	36,0
1232799	C12A22411-16160	1	25,4	16	1 7/16-12	16	49,4	36,0	41,0
1232800	C12A22411-16200	1	25,4	16	1 11/16-12	20	50,4	41,0	50,0

Dimensions shown may be changed without prior notice.

// C12A22443-M

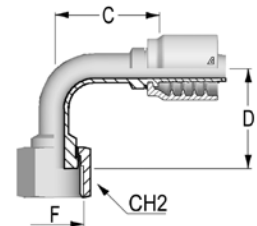
45° ORFS Female DK ORFS 45 Solid one piece



Item Code	Part Number	Hose ID in	Hose ID mm	DASH	F Thread in-TPI	F Thread DASH	C CUT-OFF Factor	D Drop mm	CH2 mm
1232802	C12A22443-0404M	1/4	6,4	04	9/16-18	04	41,1	11,0	17,0
1232803	C12A22443-0406M	1/4	6,4	04	11/16-16	06	46,1	11,0	22,0
1232804	C12A22443-0506M	5/16	7,9	05	11/16-16	06	46,3	12,0	22,0
1232805	C12A22443-0606M	3/8	9,5	06	11/16-16	06	47,4	12,0	22,0
1232806	C12A22443-0608M	3/8	9,5	06	13/16-16	08	51,2	15,0	24,0
1232801	C12A22441-0808M	1/2	12,7	08	13/16-16	08	47,1	16,0	24,0
1232807	C12A22443-0810M	1/2	12,7	08	1-14	10	50,4	16,5	30,0
1232808	C12A22443-1010M	5/8	15,9	10	1-14	10	57,7	17,0	30,0
1232809	C12A22443-1012M	5/8	15,9	10	1 3/16-12	12	63,1	21,0	36,0
1232810	C12A22443-1212M	3/4	19,0	12	1 3/16-12	12	63,5	21,0	36,0
1232811	C12A22443-1216M	3/4	19,0	12	1 7/16-12	16	70,7	24,0	41,0
1232812	C12A22443-1616M	1	25,4	16	1 7/16-12	16	82,4	26,0	41,0
1232813	C12A22443-1620M	1	25,4	16	1 11/16-12	20	85,4	26,0	50,0

// C12A22493-S

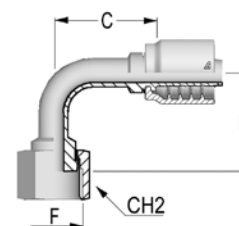
90° ORFS Female Short Drop DK ORFS 90S Solid one piece



Item Code	Part Number	Hose ID in	Hose ID mm	DASH	F Thread in-TPI	F Thread DASH	C CUT-OFF Factor	D Drop mm	CH2 mm
1232819	C12A22493-0404S	1/4	6,4	04	9/16-18	04	28,5	21,0	17,0
1232822	C12A22493-0406S	1/4	6,4	04	11/16-16	06	32,0	23,0	22,0
1232826	C12A22493-0606S	3/8	9,5	06	11/16-16	06	41,8	25,0	22,0
1232829	C12A22493-0608S	3/8	9,5	06	13/16-16	08	41,8	29,0	24,0
1232816	C12A22491-0808S	1/2	12,7	08	13/16-16	08	39,8	29,0	24,0
1232832	C12A22493-0810S	1/2	12,7	08	1-14	10	46,3	32,5	30,0
1232835	C12A22493-1010S	5/8	15,9	10	1-14	10	52,3	32,5	30,0
1232837	C12A22493-1012S	5/8	15,9	10	1 3/16-12	12	55,4	49,0	36,0
1232840	C12A22493-1212S	3/4	19,0	12	1 3/16-12	12	60,6	51,0	36,0
1232842	C12A22493-1216S	3/4	19,0	12	1 7/16-12	16	61,6	56,0	41,0
1232845	C12A22493-1616S	1	25,4	16	1 7/16-12	16	80,0	58,0	41,0
1232847	C12A22493-1620S	1	25,4	16	1 11/16-12	20	64,0	26,0	50,0

// C12A22493-M

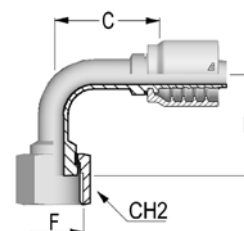
90° ORFS Female Medium Drop DK ORFS 90M Solid one piece



Item Code	Part Number	Hose ID in	Hose ID mm	DASH	F Thread in-TPI	F Thread DASH	C CUT-OFF Factor	D Drop mm	CH2 mm
1232818	C12A22493-0404M	1/4	6,4	04	9/16-18	04	29,8	32,0	17,0
1232821	C12A22493-0406M	1/4	6,4	04	11/16-16	06	37,3	38,0	22,0
1232823	C12A22493-0506M	5/16	7,9	05	11/16-16	06	40,7	34,0	22,0
1232825	C12A22493-0606M	3/8	9,5	06	11/16-16	06	41,8	38,0	22,0
1232828	C12A22493-0608M	3/8	9,5	06	13/16-16	08	43,8	41,0	24,0
1232815	C12A22491-0808M	1/2	12,7	08	13/16-16	08	34,8	42,0	24,0
1232831	C12A22493-0810M	1/2	12,7	08	1-14	10	48,3	47,0	30,0
1232834	C12A22493-1010M	5/8	15,9	10	1-14	10	55,4	44,0	30,0
1232836	C12A22493-1012M	5/8	15,9	10	1 3/16-12	12	55,4	58,0	36,0
1232839	C12A22493-1212M	3/4	19,0	12	1 3/16-12	12	61,6	58,0	36,0
1232841	C12A22493-1216M	3/4	19,0	12	1 7/16-12	16	65,6	71,0	41,0
1232844	C12A22493-1616M	1	25,4	16	1 7/16-12	16	82,6	66,0	41,0
1232846	C12A22493-1620M	1	25,4	16	1 11/16-12	20	82,6	78,0	50,0

// C12A22493-L

90° ORFS Female Long Drop DK ORFS 90L Solid one piece



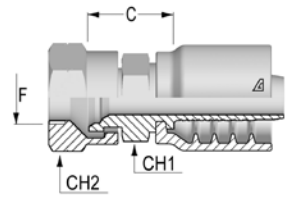
Item Code	Part Number	Hose ID in	Hose ID mm	DASH	F Thread in-TPI	F Thread DASH	C CUT-OFF Factor	D Drop mm	CH2 mm
1232817	C12A22493-0404L	1/4	6,4	04	9/16-18	04	32,8	46,0	24,0
1232820	C12A22493-0406L	1/4	6,4	04	11/16-16	06	34,8	54,0	30,0
1232824	C12A22493-0606L	3/8	9,5	06	11/16-16	06	41,8	54,0	30,0
1232827	C12A22493-0608L	3/8	9,5	06	13/16-16	08	46,8	64,0	30,0
1232814	C12A22491-0808L	1/2	12,7	08	13/16-16	08	38,3	64,0	30,0
1232830	C12A22493-0810L	1/2	12,7	08	1-14	10	46,3	70,0	36,0
1232833	C12A22493-1010L	5/8	15,9	10	1-14	10	55,4	70,0	36,0
1232838	C12A22493-1212L	3/4	19,0	12	1 3/16-12	12	61,6	96,0	41,0
1232843	C12A22493-1616L	1	25,4	16	1 7/16-12	16	82,6	114,0	41,0

Dimensions shown may be changed without prior notice.

// JIS INSERTS

// C12A2381Z

JIS Female 60° Seat Flare B 8363 (type F)

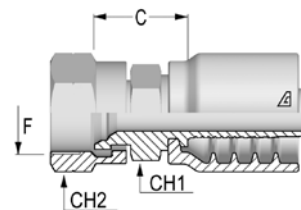


Item Code	Part Number	Hose ID in	Hose ID mm	DASH	F Thread in-TPI	F Thread DASH	C CUT-OFF Factor	CH1 mm	CH2 mm
1232922	C12A2381Z-04040	1/4	6,4	04	1/4-19	04	20,8	17,0	19,0
1232923	C12A2381Z-06060	3/8	9,5	06	3/8-19	06	21,8	19,0	22,0
1232924	C12A2381Z-08080	1/2	12,7	08	1/2-14	08	23,6	22,0	27,0
1232925	C12A2381Z-12120	3/4	19,0	12	3/4-14	12	27,1	30,0	36,0
1232926	C12A2381Z-16160	1	25,4	16	1-11	16	32,9	36,0	41,0

// KOMATSU INSERTS

// C12A24011

Komatsu Female



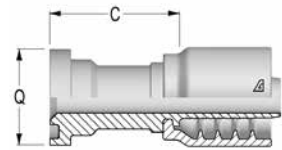
Item Code	Part Number	Hose ID in	Hose ID mm	DASH	F Thread in-TPI	F Thread DASH	C CUT-OFF Factor	CH1 mm	CH2 mm
1232927	C12A24011-04140	1/4	6,4	04	14x1,5	14	20,8	17,0	19,0
1232928	C12A24011-06180	3/8	9,5	06	18x1,5	18	21,8	19,0	22,0
1232929	C12A24011-08220	1/2	12,7	08	22x1,5	22	23,6	22,0	27,0
1232930	C12A24011-10240	5/8	15,9	10	24x1,5	24	27,1	32,0	32,0
1232931	C12A24011-12300	3/4	19,0	12	30x1,5	30	27,6	30,0	36,0
1232932	C12A24011-16330	1	25,4	16	33x1,5	33	35,7	41,0	41,0

Dimensions shown may be changed without prior notice.

// SAE FLANGES

// C12A43310

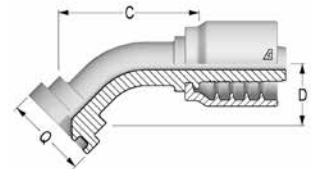
Flange SAE 3000 PSI J518 Code 61 SFL



Item Code	Part Number	Hose ID in	Hose ID mm	DASH	Flange in	Flange DASH	Q mm	C CUT-OFF Factor
1232962	C12A43310-08080	1/2	12,7	08	1/2	08	30,2	41,0
1232963	C12A43310-08120	1/2	12,7	08	3/4	12	38,1	42,0
1232964	C12A43310-12120	3/4	19,0	12	3/4	12	38,1	42,5
1232965	C12A43310-12160	3/4	19,0	12	1	16	44,5	50,5
1232966	C12A43310-16160	1	25,4	16	1	16	44,5	51,4
1232967	C12A43310-16200	1	25,4	16	1 1/4	20	50,8	53,9

// C12A43340

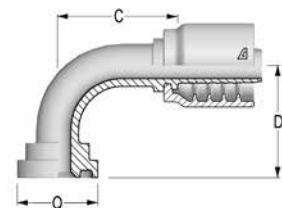
45° Flange SAE 3000 PSI J518 Code 61 SFL 45 Solid one piece



Item Code	Part Number	Hose ID in	Hose ID mm	DASH	Flange in	Flange DASH	Q mm	C CUT-OFF Factor	D Drop mm
1232968	C12A43340-08080	1/2	12,7	08	1/2	08	30,2	52,9	22,0
1232969	C12A43340-08120	1/2	12,7	08	3/4	12	38,1	60,3	26,0
1232970	C12A43340-10120	5/8	15,9	10	3/4	12	38,1	65,0	26,0
1232971	C12A43340-12120	3/4	19,0	12	3/4	12	38,1	73,7	32,0
1232972	C12A43340-12160	3/4	19,0	12	1	16	44,5	77,9	29,0
1232973	C12A43340-16160	1	25,4	16	1	16	44,5	82,7	33,5
1232974	C12A43340-16200	1	25,4	16	1 1/4	20	50,8	82,2	36,0

// C12A43390

90° Flange SAE 3000 PSI J518 Code 61 SFL 90 Solid one piece

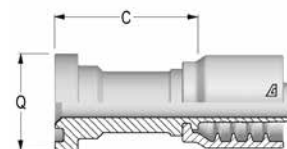


Item Code	Part Number	Hose ID in	Hose ID mm	DASH	Flange in	Flange DASH	Q mm	C CUT-OFF Factor	D Drop mm
1232975	C12A43390-08080	1/2	12,7	08	1/2	08	30,2	45,8	42,0
1232976	C12A43390-08120	1/2	12,7	08	3/4	12	38,1	45,3	51,0
1232977	C12A43390-12120	3/4	19	12	3/4	12	38,1	59,7	58,0
1232978	C12A43390-12160	3/4	19	12	1	16	44,5	66,2	64,5
1232979	C12A43390-16160	1	25,4	16	1	16	44,5	70,6	67,0
1232980	C12A43390-16200	1	25,4	16	1 1/4	20	50,8	73,6	71,0
1232981	C12A43390-16240	1	25,4	16	1 1/2	24	60,3	93,1	75,0

Dimensions shown may be changed without prior notice.

// C12A43610

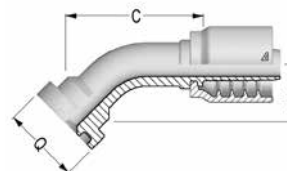
Flange SAE 6000 PSI J518 Code 62 SFS



Item Code	Part Number	Hose ID in	Hose ID mm	DASH	Flange in	Flange DASH	Q mm	C CUT-OFF Factor
1232982	C12A43610-08080	1/2	12,7	08	1/2	08	31,8	47,0
1232983	C12A43610-08120	1/2	12,7	08	3/4	12	41,3	52,0
1232984	C12A43610-12120	3/4	19,0	12	3/4	12	41,3	52,5
1232985	C12A43610-12160	3/4	19,0	12	1	16	47,6	55,5
1232986	C12A43610-16120	1	25,4	16	3/4	12	41,3	56,4
1232987	C12A43610-16160	1	25,4	16	1	16	47,6	56,4
1232988	C12A43610-16200	1	25,4	16	1 1/4	20	54,0	63,4

// C12A43640

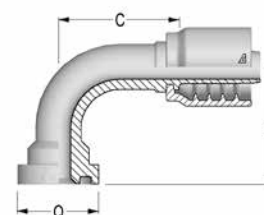
45° Flange SAE 6000 PSI J518 Code 62 SFS 45 Solid one piece



Item Code	Part Number	Hose ID in	Hose ID mm	DASH	Flange in	Flange DASH	Q mm	C CUT-OFF Factor	D Drop mm
1232989	C12A43640-08080	1/2	12,7	08	1/2	08	31,8	56,5	23,0
1232990	C12A43640-08120	1/2	12,7	08	3/4	12	41,3	79,9	30,5
1232991	C12A43640-12120	3/4	19,0	12	3/4	12	41,3	84,1	31,0
1232992	C12A43640-12160	3/4	19,0	12	1	16	47,6	80,0	33,5
1232993	C12A43640-16160	1	25,4	16	1	16	47,6	96,7	36,0
1232994	C12A43640-16200	1	25,4	16	1 1/4	20	54,0	96,1	39,0

// C12A43690

90° Flange SAE 6000 PSI J518 Code 62 SFS 90 Solid one piece



Item Code	Part Number	Hose ID in	Hose ID mm	DASH	Flange in	Flange DASH	Q mm	C CUT-OFF Factor	D Drop mm
1232995	C12A43690-08080	1/2	12,7	08	1/2	08	31,8	47,8	46,0
1232996	C12A43690-08120	1/2	12,7	08	3/4	12	41,3	47,8	54,0
1232997	C12A43690-10120	5/8	15,9	10	3/4	12	41,3	49,9	55,0
1232998	C12A43690-12120	3/4	19,0	12	3/4	12	41,3	63,2	61,0
1232999	C12A43690-12160	3/4	19,0	12	1	16	47,6	63,2	66,0
1233000	C12A43690-16160	1	25,4	16	1	16	47,6	73,6	75,0
1233001	C12A43690-16200	1	25,4	16	1 1/4	20	54,0	77,6	78,0



// ALFACRIMP FITTINGS // C124 - C122

// BSP INSERTS	170	// NPTF INSERTS.....	181
// DIN METRIC INSERTS	173	// ORFS INSERTS	182
// SAE INSERTS.....	177	// SAE FLANGES	185
// JIC 37° INSERTS	178	// SAE FLANGES C122	188

HOSE

// WIRE BRAID FROM 1/2" AND SELECTED 4 SPIRAL HOSES

FLEXOR R12

FLEXOR 2SN HF AND MINETUFF

FLEXOPAK 2 MINETUFF AND SUPERTUFF

FLEXOPAK 2 HT

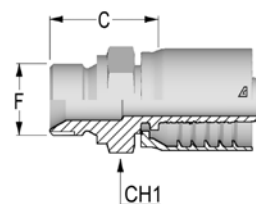
ALFABIOTECH 3000

ALFABIOTECH 4000

// BSP INSERTS

// C12410510

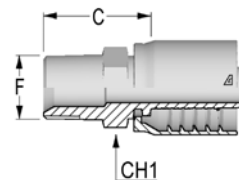
BSPP Male Parallel 60° Flare AGR



Item Code	Part Number	Hose ID in	Hose ID mm	DASH	F Thread in-TPI	F Thread DASH	C CUT-OFF Factor	CH1 mm
1215573	C12410510-06060	3/8	9,5	06	3/8-19	06	27,8	22,0
1233019	C12410510-06080	3/8	9,5	06	1/2-14	08	31,3	27,0
1233020	C12410510-08060	1/2	12,7	08	3/8-19	06	28,6	22,0
1233021	C12410510-08080	1/2	12,7	08	1/2-14	08	32,1	27,0
1233022	C12410510-08100	1/2	12,7	08	5/8-14	10	34,1	30,0
1215574	C12410510-08120	1/2	12,7	08	3/4-14	12	36,1	32,0
1233023	C12410510-10100	5/8	15,9	10	5/8-14	10	34,1	30,0
1233024	C12410510-10120	5/8	15,9	10	3/4-14	12	36,1	32,0
1215575	C12410510-12120	3/4	19,0	12	3/4-14	12	36,6	32,0
1233025	C12410510-12160	3/4	19,0	12	1-11	16	41,6	41,0
1215576	C12410510-16160	1	25,4	16	1-11	16	42,4	41,0
1233026	C12410510-16200	1	25,4	16	1 1/4-11	20	46,4	50,0
1215577	C12410510-20200	1 1/4	31,8	20	1 1/4-11	20	48,0	50,0
1215578	C12410510-24240	1 1/2	38,1	24	1 1/2-11	24	51,0	55,0
1215579	C12410510-32320	2	50,8	32	2-11	32	53,5	70,0

// C12410710

BSPT Male Tapered AGR K

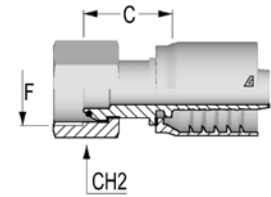


Item Code	Part Number	Hose ID in	Hose ID mm	DASH	F Thread in-TPI	F Thread DASH	C CUT-OFF Factor	CH1 mm
1215580	C12410710-06060	3/8	9,5	06	3/8-19	06	27,8	19,0
1215581	C12410710-06080	3/8	9,5	06	1/2-14	08	32,3	22,0
1215582	C12410710-08080	1/2	12,7	08	1/2-14	08	33,1	22,0
1215583	C12410710-10120	5/8	15,9	10	3/4-14	12	34,1	27,0
1215584	C12410710-12120	3/4	19,0	12	3/4-14	12	34,6	27,0
1215585	C12410710-12160	3/4	19,0	12	1-11	16	43,6	36,0
1215586	C12410710-16160	1	25,4	16	1-11	16	44,4	36,0
1215587	C12410710-20200	1 1/4	31,8	20	1 1/4-11	20	49,0	46,0
1215588	C12410710-24240	1 1/2	38,1	24	1 1/2-11	24	50,5	50,0
1215589	C12410710-32320	2	50,8	32	2-11	32	54,2	65,0

Dimensions shown may be changed without prior notice.

// C12420813

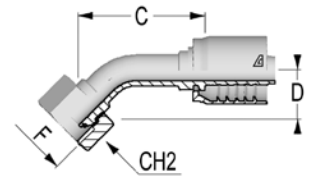
BSPP Female 60° Cone with O-Ring DKOR



Item Code	Part Number	Hose ID in	Hose ID mm	DASH	F Thread in-TPI	F Thread DASH	C CUT-OFF Factor	CH2 mm
1215665	C12420813-06060	3/8	9,5	06	3/8-19	06	23,3	22,0
1215666	C12420813-06080	3/8	9,5	06	1/2-14	08	24,3	27,0
1215667	C12420813-08080	1/2	12,7	08	1/2-14	08	25,1	27,0
1215668	C12420813-08100	1/2	12,7	08	5/8-14	10	28,4	27,0
1215669	C12420813-08120	1/2	12,7	08	3/4-14	12	29,0	32,0
1215659	C12420811-10100	5/8	15,9	10	5/8-14	10	17,1	27,0
1215670	C12420813-10120	5/8	15,9	10	3/4-14	12	29,0	32,0
1215660	C12420811-12120	3/4	19,0	12	3/4-14	12	20,6	32,0
1215671	C12420813-12160	3/4	19,0	12	1-11	16	34,0	38,0
1215661	C12420811-16160	1	25,4	16	1-11	16	23,9	38,0
1215672	C12420813-16200	1	25,4	16	1 1/4-11	20	39,4	50,0
1215662	C12420812-20200	1 1/4	31,8	20	1 1/4-11	20	32,0	50,0
1215673	C12420813-20240	1 1/4	31,8	20	1 1/2-11	24	41,9	55,0
1215663	C12420812-24240	1 1/2	38,1	24	1 1/2-11	24	33,8	55,0
1215664	C12420812-32320	2	50,8	32	2-11	32	34,0	70,0

// C12420843

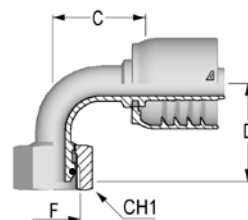
45° BSPP Female 60° Cone with O-Ring DKOR 45 Solid one piece



Item Code	Part Number	Hose ID in	Hose ID mm	DASH	F Thread in-TPI	F Thread DASH	C CUT-OFF Factor	D DROP mm	CH2 mm
1215681	C12420843-06060	3/8	9,5	06	3/8-19	06	49,9	20,5	22,0
1215682	C12420843-06080	3/8	9,5	06	1/2-14	08	45,7	21,0	27,0
1215683	C12420843-08080	1/2	12,7	08	1/2-14	08	55,0	21,0	27,0
1215684	C12420843-08100	1/2	12,7	08	5/8-14	10	57,2	23,0	27,0
1215685	C12420843-08120	1/2	12,7	08	3/4-14	12	56,7	23,0	32,0
1215674	C12420841-10100	5/8	15,9	10	5/8-14	10	64,0	21,5	27,0
1215686	C12420843-10120	5/8	15,9	10	3/4-14	12	66,5	22,5	32,0
1215675	C12420841-12120	3/4	19,0	12	3/4-14	12	70,0	28,0	32,0
1215687	C12420843-12160	3/4	19,0	12	1-11	16	74,6	31,5	38,0
1215677	C12420841-16160	1	25,4	16	1-11	16	84,0	34,0	38,0
1215678	C12420842-20200	1 1/4	31,8	20	1 1/4-11	20	100,8	40,0	50,0
1215679	C12420842-24240	1 1/2	38,1	24	1 1/2-11	24	115,7	46,0	55,0
1215680	C12420842-32320	2	50,8	32	2-11	32	151,5	60,0	70,0

// C12420893

90° BSPP Female 60° Cone with O-Ring DKOR 90 Solid one piece



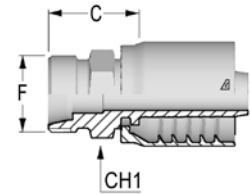
Item Code	Part Number	Hose ID in	Hose ID mm	DASH	F Thread in-TPI	F Thread DASH	C CUT-OFF Factor	D DROP mm	CH2 mm
1215696	C12420893-06060	3/8	9,5	06	3/8-19	06	34,8	42,0	22,0
1215697	C12420893-06080	3/8	9,5	06	1/2-14	08	34,3	35,5	27,0
1215698	C12420893-08080	1/2	12,7	08	1/2-14	08	35,8	41,0	27,0
1215699	C12420893-08100	1/2	12,7	08	5/8-14	10	41,6	43,5	27,0
1233027	C12420893-08120	1/2	12,7	08	3/4-14	12	41,8	43,0	32,0
1215690	C12420891-10100	5/8	15,9	10	5/8-14	10	47,9	47,0	27,0
1233028	C12420893-10120	5/8	15,9	10	3/4-14	12	51,9	49,0	32,0
1215691	C12420891-12120	3/4	19,0	12	3/4-14	12	49,1	53,0	32,0
1215700	C12420893-12160	3/4	19,0	12	1-11	16	54,1	60,5	38,0
1215692	C12420891-16160	1	25,4	16	1-11	16	75,1	69,0	38,0
1233029	C12420893-16200	1	25,4	16	1 1/4-11	20	75,1	88,5	50,0
1215693	C12420892-20200	1 1/4	31,8	20	1 1/4-11	20	82,3	83,0	50,0
1215694	C12420892-24240	1 1/2	38,1	24	1 1/2-11	24	95,7	96,0	55,0
1215695	C12420892-32320	2	50,8	32	2-11	32	128,5	136,0	70,0

Dimensions shown may be changed without prior notice.

// DIN METRIC INSERTS

// C12411110

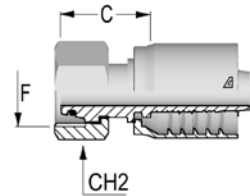
Metric Male 24° Seat - Light DIN 3853 - CEL



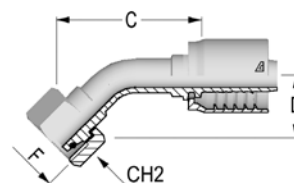
Item Code	Part Number	Hose ID in	Hose ID mm	DASH	F Thread	Tube OD mm	C CUT-OFF Factor	CH1 mm
1215590	C12411110-06160	3/8	9,5	06	16x1,5	10	23,3	17,0
1215591	C12411110-06180	3/8	9,5	06	18x1,5	12	24,3	19,0
1230378	C12411110-06220	3/8	9,5	06	22x1,5	15	25,3	22,0
1215592	C12411110-08220	1/2	12,7	08	22x1,5	15	26,1	22,0
1230379	C12411110-08260	1/2	12,7	08	26x1,5	18	27,1	27,0
1215593	C12411110-10260	5/8	15,9	10	26x1,5	18	27,1	27,0
1215594	C12411110-12300	3/4	19,0	12	30x2	22	31,6	32,0
1215595	C12411110-16360	1	25,4	16	36x2	28	34,4	36,0
1215596	C12411110-20450	1 1/4	31,8	20	45x2	35	40,0	46,0
1233030	C12411110-24520	1 1/2	38,1	24	52x2	42	42,0	55,0

// C12421513

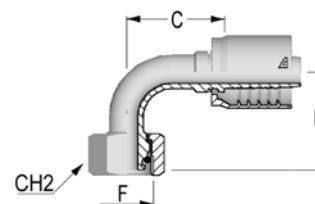
Metric Female 24° Cone with O-Ring - Light DIN 3865 - DKOL



Item Code	Part Number	Hose ID in	Hose ID mm	DASH	F Thread	Tube OD mm	C CUT-OFF Factor	CH2 mm
1215702	C12421513-06180	3/8	9,5	06	18x1,5	12	25,4	22,0
1215703	C12421513-08220	1/2	12,7	08	22x1,5	15	28,2	27,0
1215704	C12421513-10260	5/8	15,9	10	26x1,5	18	29,2	32,0
1215705	C12421513-12300	3/4	19,0	12	30x2	22	31,7	36,0
1215706	C12421513-16360	1	25,4	16	36x2	28	33,6	41,0
1215707	C12421513-20450	1 1/4	31,8	20	45x2	35	40,1	50,0
1230386	C12421513-24520	1 1/2	38,1	24	52x2	42	40,5	60,0

// C12421543**45° Metric Female 24° cone with O-Ring - Light DIN 3865 DKOL 45 Solid one piece**

Item Code	Part Number	Hose ID in	Hose ID mm	DASH	F Thread	Tube OD mm	C CUT-OFF Factor	D DROP mm	CH2 mm
1215708	C12421543-06180	3/8	9,5	06	18x1,5	12	46,8	19,5	22,0
1215709	C12421543-08220	1/2	12,7	08	22x1,5	15	55,0	21,0	22,0
1215710	C12421543-10260	5/8	15,9	10	26x1,5	18	65,3	24,0	32,0
1215711	C12421543-12300	3/4	19,0	12	30x2	22	69,4	32,0	36,0
1215712	C12421543-16360	1	25,4	16	36x2	28	91,4	32,0	41,0
1233031	C12421543-20450	1 1/4	31,8	20	45x2	35	141,5	45,0	50,0

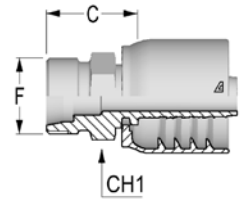
// C12421593**90° Metric Female 24° Cone with O-Ring - Light DIN 3865 - DKOL 90 Solid one piece**

Item Code	Part Number	Hose ID in	Hose ID mm	DASH	F Thread in-TPI	Tube OD mm	C CUT-OFF Factor	D DROP mm	CH2 mm
1215713	C12421593-06180	3/8	9,5	06	18x1,5	12	32,8	39,0	22,0
1215714	C12421593-08220	1/2	12,7	08	22x1,5	15	39,8	40,5	27,0
1215715	C12421593-10260	5/8	15,9	10	26x1,5	18	51,4	48,0	32,0
1215716	C12421593-12300	3/4	19,0	12	30x2	22	52,1	59,0	36,0
1215717	C12421593-16360	1	25,4	16	36x2	28	77,6	68,0	41,0
1215718	C12421593-20450	1 1/4	31,8	20	45x2	35	90,5	89,0	50,0
1230388	C12421593-24520	1 1/2	38,1	24	52x2	42	106,5	100,0	60,0

Dimensions shown may be changed without prior notice.

// C12411210

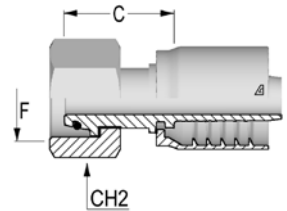
Metric Male 24° Seat - Heavy DIN 3853 - CES



Item Code	Part Number	Hose ID in	Hose ID mm	DASH	F Thread	Tube OD mm	C CUT-OFF Factor	CH1 mm
1215597	C12411210-06200	3/8	9,5	06	20x1,5	12	25,3	22,0
1215598	C12411210-06220	3/8	9,5	06	22x1,5	14	27,3	22,0
1215599	C12411210-08240	1/2	12,7	08	24x1,5	16	29,1	24,0
1215600	C12411210-10300	5/8	15,9	10	30x2	20	33,1	32,0
1215602	C12411210-12360	3/4	19,0	12	36x2	25	37,6	36,0
1215601	C12411210-12300	3/4	19,0	12	30x2	20	33,6	32,0
1215603	C12411210-16420	1	25,4	16	42x2	30	42,4	46,0
1233032	C12411210-20520	1 1/4	31,8	20	52x2	38	48,0	55,0

// C12421613

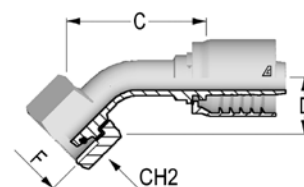
Metric Female 24° Cone with O-Ring - Heavy DIN 3865 - DKOS



Item Code	Part Number	Hose ID in	Hose ID mm	DASH	F Thread	Tube OD mm	C CUT-OFF Factor	CH2 mm
1215720	C12421613-06200	3/8	9,5	06	20x1,5	12	27,6	24,0
1215721	C12421613-06220	3/8	9,5	06	22x1,5	14	31,1	27,0
1215722	C12421613-08240	1/2	12,7	08	24x1,5	16	31,7	30,0
1215723	C12421613-10300	5/8	15,9	10	30x2	20	36,5	36,0
1215724	C12421613-12300	3/4	19,0	12	30x2	20	37,0	36,0
1215725	C12421613-12360	3/4	19,0	12	36x2	25	40,2	46,0
1230389	C12421613-16360	1	25,4	16	36x2	25	41,0	46,0
1215726	C12421613-16420	1	25,4	16	42x2	30	43,1	50,0
1215727	C12421613-20420	1 1/4	31,8	20	42x2	30	44,7	50,0
1215728	C12421613-20520	1 1/4	31,8	20	52x2	38	48,1	60,0

// C12421643

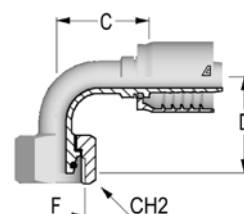
45° Metric Female 24° Cone with O-Ring - Heavy DIN 3865 - DKOS 45 Solid one piece



Item Code	Part Number	Hose ID in	Hose ID mm	DASH	F Thread	Tube OD mm	C CUT-OFF Factor	D DROP mm	CH2 mm
1215729	C12421643-06200	3/8	9,5	06	20x1,5	12	50,6	20,0	24,0
1233033	C12421643-06220	3/8	9,5	06	22x1,5	14	52,9	21,0	27,0
1215730	C12421643-08240	1/2	12,7	08	24x1,5	16	55,8	21,5	30,0
1215731	C12421643-10300	5/8	15,9	10	30x2	20	66,3	30,0	36,0
1215732	C12421643-12360	3/4	19,0	12	36x2	25	69,5	33,0	46,0
1215733	C12421643-16420	1	25,4	16	42x2	30	110,3	40,5	50,0
1215734	C12421643-20520	1 1/4	31,8	20	52x2	38	109,0	45,0	60,0

// C12421693

90° Metric Female 24° Cone with O-Ring - Heavy DIN 3865 - DKOS 90 Solid one piece



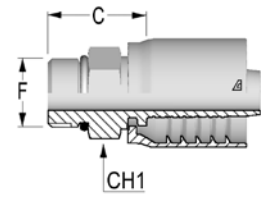
Item Code	Part Number	Hose ID in	Hose ID mm	DASH	F Thread	Tube OD mm	C CUT-OFF Factor	D DROP mm	CH2 mm
1215735	C12421693-06200	3/8	9,5	06	20x1,5	12	34,3	38,5	24,0
1215736	C12421693-06220	3/8	9,5	06	22x1,5	14	34,3	40,5	27,0
1215737	C12421693-08240	1/2	12,7	08	24x1,5	16	39,8	41,5	30,0
1215738	C12421693-10300	5/8	15,9	10	30x2	20	47,9	55,0	36,0
1230390	C12421693-12300	3/4	19,0	12	30x2	20	50,6	58,0	36,0
1215739	C12421693-12360	3/4	19,0	12	36x2	25	50,6	59,5	46,0
1215740	C12421693-16420	1	25,4	16	42x2	30	75,6	79,0	50,0
1215741	C12421693-20520	1 1/4	31,8	20	52x2	38	94,0	92,0	60,0

Dimensions shown may be changed without prior notice.

// SAE INSERTS

// C12413010

SAE Solid Male O-Ring Boss

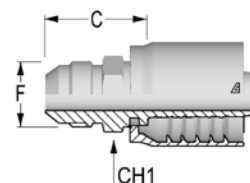


Item Code	Part Number	Hose ID in	Hose ID mm	DASH	F Thread in-TPI	F Thread DASH	C CUT-OFF Factor	CH1 mm
1233039	C12413010-06060	3/8	9,5	06	9/16-18	06	23,3	19,0
1230381	C12413010-06080	3/8	9,5	06	3/4-16	08	24,3	22,0
1230382	C12413010-06100	3/8	9,5	06	7/8-14	10	26,8	27,0
1215653	C12413010-08080	1/2	12,7	08	3/4-16	08	25,1	22,0
1233040	C12413010-08100	1/2	12,7	08	7/8-14	10	27,6	27,0
1233041	C12413010-08120	1/2	12,7	08	1 1/16-12	12	32,1	32,0
1233042	C12413010-10120	5/8	15,9	10	1 1/16-12	12	32,1	32,0
1233043	C12413010-12100	3/4	19,0	12	7/8-14	10	28,1	27,0
1215654	C12413010-12120	3/4	19,0	12	1 1/16-12	12	32,6	32,0
1215655	C12413010-12160	3/4	19,0	12	1 5/16-12	16	34,6	38,0
1215656	C12413010-16160	1	25,4	16	1 5/16-12	16	35,4	38,0

// JIC 37° INSERTS

// C12412510

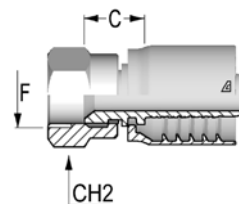
JIC Male 37° Cone AGJ



Item Code	Part Number	Hose ID in	Hose ID mm	DASH	F Thread in-TPI	F Thread DASH	C CUT-OFF Factor	CH1 mm
1215616	C12412510-06060	3/8	9,5	06	9/16-18	06	26,3	17,0
1215617	C12412510-06080	3/8	9,5	06	3/4-16	08	29,8	19,0
1215618	C12412510-08080	1/2	12,7	08	3/4-16	08	30,6	19,0
1215619	C12412510-08100	1/2	12,7	08	7/8-14	10	34,6	24,0
1215620	C12412510-08120	1/2	12,7	08	1 1/16-12	12	37,1	27,0
1215621	C12412510-10100	5/8	15,9	10	7/8-14	10	34,6	24,0
1215622	C12412510-10120	5/8	15,9	10	1 1/16-12	12	37,1	27,0
1215623	C12412510-12120	3/4	19,0	12	1 1/16-12	12	37,6	27,0
1215624	C12412510-12140	3/4	19,0	12	1 3/16-12	14	40,1	32,0
1215625	C12412510-12160	3/4	19,0	12	1 5/16-12	16	42,6	36,0
1215626	C12412510-16160	1	25,4	16	1 5/16-12	16	43,4	36,0
1215627	C12412510-16200	1	25,4	16	1 5/8-12	20	46,9	46,0
1215628	C12412510-20200	1 1/4	31,8	20	1 5/8-12	20	48,5	46,0
1215630	C12412510-24240	1 1/2	38,1	24	1 7/8-12	24	52,5	50,0

// C12422511

JIC Female 37° seat DKJ

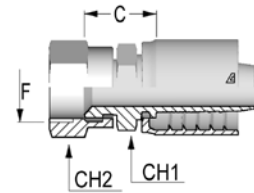


Item Code	Part Number	Hose ID in	Hose ID mm	DASH	F Thread in-TPI	F Thread DASH	C CUT-OFF Factor	CH2 mm
1215802	C12422511-06060	3/8	9,5	06	9/16-18	06	15,3	19,0
1233034	C12422511-06080	3/8	9,5	06	3/4-16	08	17,8	25,0
1230393	C12422511-08080	1/2	12,7	08	3/4-16	08	18,6	25,0
1215803	C12422511-08100	1/2	12,7	08	7/8-14	10	19,6	27,0
1215804	C12422511-08120	1/2	12,7	08	1 1/16-12	12	22,1	32,0
1215805	C12422511-10100	5/8	15,9	10	7/8-14	10	19,6	27,0
1215806	C12422511-10120	5/8	15,9	10	1 1/16-12	12	20,1	32,0
1215807	C12422511-12100	3/4	19,0	12	7/8-14	10	20,1	27,0
1215808	C12422511-12120	3/4	19,0	12	1 1/16-12	12	20,6	32,0
1215809	C12422511-12140	3/4	19,0	12	1 3/16-12	14	19,9	36,0
1233035	C12422511-12160	3/4	19,0	12	1 5/16-12	16	22,1	38,0
1230394	C12422511-16160	1	25,4	16	1 5/16-12	16	23,9	38,0
1233036	C12422512-16200	1	25,4	16	1 5/8-12	20	26,5	50,0
1215810	C12422512-20200	1 1/4	31,8	20	1 5/8-12	20	28,1	50,0
1233037	C12422512-20240	1 1/4	31,8	20	1 7/8-12	24	30,4	55,0
1215811	C12422512-24240	1 1/2	38,1	24	1 7/8-12	24	29,4	55,0
1215812	C12422512-32320	2	50,8	32	2 1/2-12	32	32,0	70,0

Dimensions shown may be changed without prior notice.

// C12426511

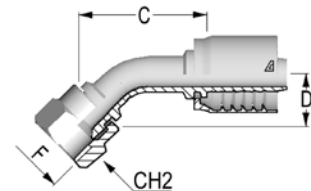
JIC Female 37° Seat with Stem Hexagon DKJ



Item Code	Part Number	Hose ID in	Hose ID mm	DASH	F Thread in-TPI	F Thread DASH	C CUT-OFF Factor	CH1 mm	CH2 mm
1215874	C12426511-06060	3/8	9,5	06	9/16-18	06	21,3	17,0	19,0
1215875	C12426511-06080	3/8	9,5	06	3/4-16	08	24,8	19,0	25,0
1215876	C12426511-08060	1/2	12,7	08	9/16-18	06	23,1	19,0	19,0
1215877	C12426511-08080	1/2	12,7	08	3/4-16	08	25,6	19,0	25,0
1215878	C12426511-08100	1/2	12,7	08	7/8-14	10	26,6	22,0	27,0
1215879	C12426511-08120	1/2	12,7	08	1 1/16-12	12	28,1	25,0	32,0
1215880	C12426511-10080	5/8	15,9	10	3/4-16	08	26,6	24,0	25,0
1214172	C12426511-10100	5/8	15,9	10	7/8-14	10	27,6	24,0	27,0
1215881	C12426511-10120	5/8	15,9	10	1 1/16-12	12	28,1	25,0	32,0
1215883	C12426511-12120	3/4	19,0	12	1 1/16-12	12	28,6	27,0	32,0
1215885	C12426511-12160	3/4	19,0	12	1 5/16-12	16	32,1	32,0	38,0
1215886	C12426511-16120	1	25,4	16	1 1/16-12	12	31,4	32,0	32,0
1215887	C12426511-16160	1	25,4	16	1 5/16-12	16	32,9	32,0	38,0
1215888	C12426512-16200	1	25,4	16	1 5/8-12	20	37,5	41,0	50,0
1215889	C12426512-20200	1 1/4	31,8	20	1 5/8-12	20	39,1	41,0	50,0
1215890	C12426512-20240	1 1/4	31,8	20	1 7/8-12	24	43,4	50,0	55,0
1215891	C12426512-24240	1 1/2	38,1	24	1 7/8-12	24	43,4	50,0	55,0
1215892	C12426512-32320	2	50,8	32	2 1/2-12	32	49,0	65,0	70,0

// C12422541-M

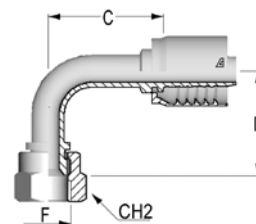
45° JIC Female 37° Seat DKJ 45 Solid one piece



Item Code	Part Number	Hose ID in	Hose ID mm	DASH	F Thread in-TPI	F Thread DASH	C CUT-OFF Factor	D DROP mm	CH2 mm
1215813	C12422541-0606M	3/8	9,5	06	9/16-18	06	46,3	11,0	19,0
1215814	C12422541-0608M	3/8	9,5	06	3/4-16	08	47,2	15,0	25,0
1215815	C12422541-0808M	1/2	12,7	08	3/4-16	08	51,6	15,0	25,0
1215816	C12422541-0810M	1/2	12,7	08	7/8-14	10	50,7	16,0	27,0
1215817	C12422541-0812M	1/2	12,7	08	1 1/16-12	12	57,0	21,0	32,0
1215818	C12422541-1010M	5/8	15,9	10	7/8-14	10	62,2	19,0	27,0
1230395	C12422541-1012M	5/8	15,9	10	1 1/16-12	12	68,6	21,0	32,0
1215819	C12422541-1212M	3/4	19,0	12	1 1/16-12	12	67,5	21,0	32,0
1215821	C12422541-1216M	3/4	19,0	12	1 5/16-12	16	71,4	26,0	38,0
1215822	C12422541-1616M	1	25,4	16	1 5/16-12	16	79,4	24,0	38,0
1215824	C12422542-1620M	1	25,4	16	1 5/8-12	20	83,8	37,0	50,0
1215825	C12422542-2020M	1 1/4	31,8	20	1 5/8-12	20	97,1	37,0	50,0
1215827	C12422542-2424M	1 1/2	38,1	24	1 7/8-12	24	112,7	43,0	55,0
1215828	C12422542-3232M	2	50,8	32	2 1/2-12	32	159,9	67,0	70,0

// C12422591-S

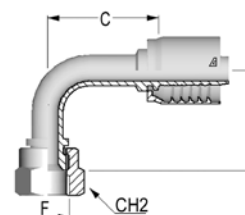
90° JIC Female 37° Seat Short Drop DKJ 90S Solid one piece



Item Code	Part Number	Hose ID in	Hose ID mm	DASH	F Thread in-TPI	F Thread DASH	C CUT-OFF Factor	D DROP mm	CH2 mm
1230396	C12422591-0812S	1/2	12,7	08	1 1/16-12	12	37,3	46,0	32,0
1215850	C12422591-1212S	3/4	19,0	12	1 1/16-12	12	58,2	46,0	32,0
1215854	C12422591-1216S	3/4	19,0	12	1 5/16-12	16	53,6	53,0	38,0
1215857	C12422591-1616S	1	25,4	16	1 5/16-12	16	74,0	56,0	38,0

// C12422591-M

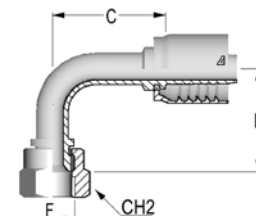
90° JIC Female 37° Seat Medium Drop DKJ 90M Solid one piece



Item Code	Part Number	Hose ID in	Hose ID mm	DASH	F Thread in-TPI	F Thread DASH	C CUT-OFF Factor	D DROP mm	CH2 mm
1215830	C12422591-0606M	3/8	9,5	06	9/16-18	06	31,3	35,0	19,0
1215833	C12422591-0608M	3/8	9,5	06	3/4-16	08	39,5	41,0	25,0
1215836	C12422591-0808M	1/2	12,7	08	3/4-16	08	37,2	40,0	25,0
1215839	C12422591-0810M	1/2	12,7	08	7/8-14	10	43,3	47,0	27,0
1233038	C12422591-0812M	1/2	12,7	08	1 1/16-12	12	42,8	58,0	32,0
1215842	C12422591-1010M	5/8	15,9	10	7/8-14	10	49,4	48,0	27,0
1215845	C12422591-1012M	5/8	15,9	10	1 1/16-12	12	47,9	58,0	32,0
1215849	C12422591-1212M	3/4	19,0	12	1 1/16-12	12	52,4	54,0	32,0
1215853	C12422591-1216M	3/4	19,0	12	1 5/16-12	16	52,6	72,0	38,0
1215856	C12422591-1616M	1	25,4	16	1 5/16-12	16	72,6	71,5	38,0
1230398	C12422592-1620M	1	25,4	16	1 5/8-12	20	72,6	78,0	50,0
1215858	C12422592-2020M	1 1/4	31,8	20	1 5/8-12	20	82,4	78,0	50,0
1230399	C12422592-2024M	1 1/4	31,8	20	1 7/8-12	24	87,3	82,0	55,0
1215860	C12422592-2424M	1 1/2	38,1	24	1 7/8-12	24	95,3	92,0	55,0
1215861	C12422592-3232M	2	50,8	32	2 1/2-12	32	129,5	140,0	70,0

// C12422591-L

90° JIC Female 37° Seat Long Drop DKJ 90L Solid one piece



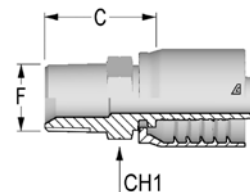
Item Code	Part Number	Hose ID in	Hose ID mm	DASH	F Thread in-TPI	F Thread DASH	C CUT-OFF Factor	D DROP mm	CH2 mm
1215829	C12422591-0606L	3/8	9,5	06	9/16-18	06	43,3	54,0	19,0
1215832	C12422591-0608L	3/8	9,5	06	3/4-16	08	46,8	64,0	25,0
1215835	C12422591-0808L	1/2	12,7	08	3/4-16	08	49,9	64,0	25,0
1215838	C12422591-0810L	1/2	12,7	08	7/8-14	10	37,3	65,0	27,0
1215841	C12422591-1010L	5/8	15,9	10	7/8-14	10	49,9	65,0	27,0
1215848	C12422591-1212L	3/4	19,0	12	1 1/16-12	12	54,1	95,0	32,0
1215855	C12422591-1616L	1	25,4	16	1 5/16-12	16	78,6	114,0	38,0

Dimensions shown may be changed without prior notice.

// NPTF INSERTS

// C12412810

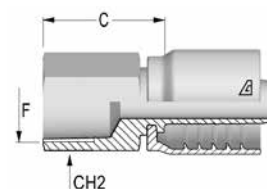
NPTF Male 60° Seat AGN



Item Code	Part Number	Hose ID in	Hose ID mm	DASH	F Thread in-TPI	F Thread DASH	C CUT-OFF Factor	CH1 mm
1215632	C12412810-06040	3/8	9,5	06	1/4-18	04	26,8	17,0
1215633	C12412810-06060	3/8	9,5	06	3/8-18	06	27,8	19,0
1215634	C12412810-06080	3/8	9,5	06	1/2-14	08	31,3	22,0
1215635	C12412810-08060	1/2	12,7	08	3/8-18	06	28,6	19,0
1215636	C12412810-08080	1/2	12,7	08	1/2-14	08	32,1	22,0
1215637	C12412810-08120	1/2	12,7	08	3/4-14	12	34,1	27,0
1215638	C12412810-10120	5/8	15,9	10	3/4-14	12	34,1	27,0
1215639	C12412810-12080	3/4	19,0	12	1/2-14	08	33,6	27,0
1215640	C12412810-12120	3/4	19,0	12	3/4-14	12	34,6	27,0
1215641	C12412810-12160	3/4	19,0	12	1-11 1/2	16	43,6	36,0
1215643	C12412810-16160	1	25,4	16	1-11 1/2	16	44,4	36,0
1215644	C12412810-16200	1	25,4	16	1 1/4-11 1/2	20	47,4	46,0
1215645	C12412810-20200	1 1/4	31,8	20	1 1/4-11 1/2	20	49,0	46,0
1215646	C12412810-20240	1 1/4	31,8	20	1 1/2-11 1/2	24	50,5	50,0
1215647	C12412810-24240	1 1/2	38,1	24	1 1/2-11 1/2	24	50,5	50,0
1215648	C12412810-32320	2	50,8	32	2-11 1/2	32	54,2	65,0

// C12422810

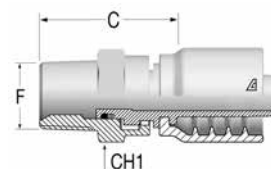
NPTF Female Solid



Item Code	Part Number	Hose ID in	Hose ID mm	DASH	F Thread in-TPI	F Thread DASH	C CUT-OFF Factor	CH1 mm	CH2 mm
1215862	C12422810-12120	3/4	19,0	12	3/4-14	12	38,1	32,0	22,0
1215863	C12422810-16160	1	25,4	16	1-11 1/2	16	44,9	38,0	38,0

// C12412811

NPTF Male Swivel 60° Seat

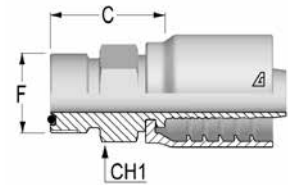


Item Code	Part Number	Hose ID in	Hose ID mm	DASH	F Thread in-TPI	F Thread DASH	C CUT-OFF Factor	CH1 mm
1215650	C12412811-08080	1/2	12,7	08	1/2-14	08	42,3	25,0
1215651	C12412811-12120	3/4	19,0	12	3/4-14	12	50,1	32,0
1215652	C12412811-16160	1	25,4	16	1-11 1/2	16	57,9	41,0

// ORFS INSERTS

// C12412410

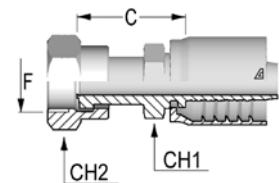
ORFS Male



Item Code	Part Number	Hose ID in	Hose ID mm	DASH	F Thread in-TPI	F Thread DASH	C CUT-OFF Factor	CH1 mm
1215604	C12412410-06060	3/8	9,5	06	11/16-16	06	24,3	19,0
1215606	C12412410-08080	1/2	12,7	08	13/16-16	08	27,1	22,0
1215607	C12412410-08100	1/2	12,7	08	1-14	10	30,6	27,0
1215611	C12412410-12120	3/4	19,0	12	1 3/16-12	12	34,6	32,0
1215612	C12412410-12160	3/4	19,0	12	1 7/16-12	16	38,1	41,0
1215613	C12412410-16160	1	25,4	16	1 7/16-12	16	37,9	38,0
1215615	C12412410-20200	1 1/4	31,8	20	1 11/16-12	20	41,5	46,0

// C12422411

ORFS Female with stem hexagon

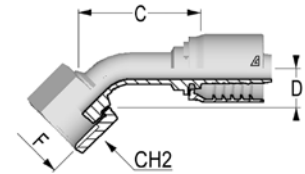


Item Code	Part Number	Hose ID in	Hose ID mm	DASH	F Thread in-TPI	F Thread DASH	C CUT-OFF Factor	CH1 mm	CH2 mm
1215742	C12422411-06060	3/8	9,5	06	11/16-16	06	30,3	17,0	22,0
1215743	C12422411-06080	3/8	9,5	06	13/16-16	08	35,3	22,0	24,0
1215744	C12422411-08080	1/2	12,7	08	13/16-16	08	36,1	22,0	24,0
1215745	C12422411-08100	1/2	12,7	08	1-14	10	39,6	24,0	30,0
1215746	C12422411-08120	1/2	12,7	08	1 3/16-12	12	42,1	30,0	36,0
1215747	C12422411-10100	5/8	15,9	10	1-14	10	39,6	24,0	30,0
1215748	C12422411-10120	5/8	15,9	10	1 3/16-12	12	42,1	30,0	36,0
1215749	C12422411-12100	3/4	19,0	12	1-14	10	40,1	27,0	30,0
1215750	C12422411-12120	3/4	19,0	12	1 3/16-12	12	42,6	30,0	36,0
1215751	C12422411-12160	3/4	19,0	12	1 7/16-12	16	48,6	36,0	41,0
1215752	C12422411-16120	1	25,4	16	1 3/16-12	12	45,4	32,0	36,0
1215753	C12422411-16160	1	25,4	16	1 7/16-12	16	49,4	36,0	41,0
1215754	C12422411-16200	1	25,4	16	1 11/16-12	20	50,4	41,0	50,0
1215755	C12422411-20200	1 1/4	31,8	20	1 11/16-12	20	52,0	41,0	50,0
1215756	C12422411-24240	1 1/2	38,1	24	2-12	24	56,5	50,0	60,0

Dimensions shown may be changed without prior notice.

// C12422443-M

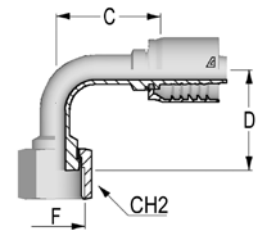
45° ORFS Female Medium Drop DK ORFS 45 Solid one piece



Item Code	Part Number	Hose ID in	Hose ID mm	DASH	F Thread in-TPI	F Thread DASH	C CUT-OFF Factor	D DROP mm	CH2 mm
1215759	C12422443-0606M	3/8	9,5	06	11/16-16	06	47,4	12,0	22,0
1215760	C12422443-0608M	3/8	9,5	06	13/16-16	08	51,2	15,0	24,0
1215757	C12422441-0808M	1/2	12,7	08	13/16-16	08	47,1	16,0	24,0
1215761	C12422443-0810M	1/2	12,7	08	1-14	10	50,4	16,5	30,0
1215762	C12422443-1010M	5/8	15,9	10	1-14	10	57,7	17,0	30,0
1230391	C12422443-1012M	5/8	15,9	10	1 3/16-12	12	63,1	21,0	36,0
1215763	C12422443-1212M	3/4	19,0	12	1 3/16-12	12	63,5	21,0	36,0
1215764	C12422443-1216M	3/4	19,0	12	1 7/16-12	16	70,7	24,0	41,0
1215765	C12422443-1616M	1	25,4	16	1 7/16-12	16	82,4	26,0	41,0
1215766	C12422443-1620M	1	25,4	16	1 11/16-12	20	85,4	26,0	50,0
1215767	C12422443-2020M	1 1/4	31,8	20	1 11/16-12	20	97,4	26,0	50,0
1215769	C12422443-2424M	1 1/2	38,1	24	2-12	24	104,4	28,0	60,0

// C12422493-S

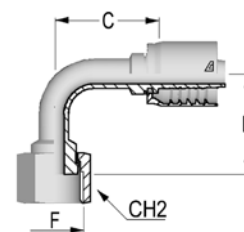
90° ORFS Female Short Drop DK ORFS 90S Solid one piece



Item Code	Part Number	Hose ID in	Hose ID mm	DASH	F Thread in-TPI	F Thread DASH	C CUT-OFF Factor	D DROP mm	CH2 mm
1215777	C12422493-0606S	3/8	9,5	06	11/16-16	06	41,8	25,0	22,0
1215772	C12422491-0808S	1/2	12,7	08	13/16-16	08	39,8	29,0	24,0
1215781	C12422493-0810S	1/2	12,7	08	1-14	10	46,3	32,5	30,0
1233044	C12422493-1010S	5/8	15,9	10	1-14	10	52,3	32,5	30,0
1215786	C12422493-1212S	3/4	19,0	12	1 3/16-12	12	60,6	51,0	36,0
1215792	C12422493-1616S	1	25,4	16	1 7/16-12	16	80,0	58,0	41,0
1215795	C12422493-2020S	1 1/4	31,8	20	1 11/16-12	20	95,0	68,0	50,0

// C12422493-M

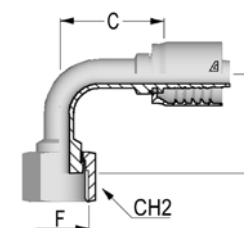
90° ORFS Female Medium Drop DK ORFS 90M Solid one piece



Item Code	Part Number	Hose ID in	Hose ID mm	DASH	F Thread in-TPI	F Thread DASH	C CUT-OFF Factor	D DROP mm	CH2 mm
1215776	C12422493-0606M	3/8	9,5	06	11/16-16	06	41,8	38,0	22,0
1215778	C12422493-0608M	3/8	9,5	06	13/16-16	08	43,8	41,0	24,0
1215771	C12422491-0808M	1/2	12,7	08	13/16-16	08	34,8	42,0	24,0
1215780	C12422493-0810M	1/2	12,7	08	1-14	10	48,3	47,0	30,0
1215782	C12422493-1010M	5/8	15,9	10	1-14	10	55,4	44,0	30,0
1230392	C12422493-1012M	5/8	15,9	10	1 3/16-12	12	55,4	58,0	36,0
1215785	C12422493-1212M	3/4	19,0	12	1 3/16-12	12	61,6	58,0	36,0
1215788	C12422493-1216M	3/4	19,0	12	1 7/16-12	16	65,6	71,0	41,0
1215791	C12422493-1616M	1	25,4	16	1 7/16-12	16	82,6	66,0	41,0
1215794	C12422493-2020M	1 1/4	31,8	20	1 11/16-12	20	97,0	78,0	50,0
1215800	C12422493-2424M	1 1/2	38,1	24	2-12	24	107,8	87,0	60,0

// C12422493-L

90° ORFS Female Long Drop DK ORFS 90L Solid one piece



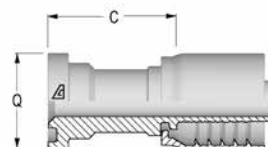
Item Code	Part Number	Hose ID in	Hose ID mm	DASH	F Thread in-TPI	F Thread DASH	C CUT-OFF Factor	D DROP mm	CH2 mm
1215775	C12422493-0606L	3/8	9,5	06	11/16-16	06	41,8	54,0	22,0
1215770	C12422491-0808L	1/2	12,7	08	13/16-16	08	38,3	64,0	24,0
1215779	C12422493-0810L	1/2	12,7	08	1-14	10	46,3	70,0	30,0
1233045	C12422493-1010L	5/8	15,9	10	1-14	10	55,4	70,0	30,0
1215784	C12422493-1212L	3/4	19,0	12	1 3/16-12	12	61,6	96,0	36,0
1215790	C12422493-1616L	1	25,4	16	1 7/16-12	16	82,6	114,0	41,0

Dimensions shown may be changed without prior notice.

// SAE FLANGES

// C12443310

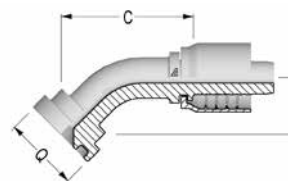
Flange SAE 3000 PSI J518 Code 61 SFL



Item Code	Part Number	Hose ID in	Hose ID mm	DASH	Flange SIZE	MAX WP psi	Q mm	C CUT-OFF Factor
1215898	C12443310-08080	1/2	12,7	08	1/2	5000	30,2	41,0
1215899	C12443310-08120	1/2	12,7	08	3/4	5000	38,1	42,0
1215901	C12443310-12120	3/4	19,0	12	3/4	5000	38,1	42,5
1215902	C12443310-12160	3/4	19,0	12	1	5000	44,5	50,5
1215903	C12443310-16160	1	25,4	16	1	5000	44,5	51,4
1215904	C12443310-16200	1	25,4	16	1 1/4	4000	50,8	53,9
1215906	C12443310-20200	1 1/4	31,8	20	1 1/4	4000	50,8	55,5
1215907	C12443310-20240	1 1/4	31,8	20	1 1/2	3000	60,3	58,5
1215908	C12443310-24240	1 1/2	38,1	24	1 1/2	3000	60,3	58,5
1215910	C12443310-32320	2	50,8	32	2	3000	71,4	70,0
1215911	C12443310-32400	2	50,8	32	2 1/2	2500	81,1	83,0

// C12443340

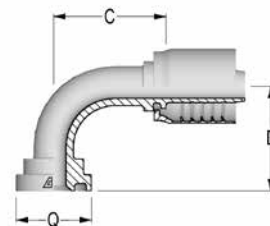
45° Flange SAE 3000 PSI J518 Code 61 SFL 45 Solid one piece



Item Code	Part Number	Hose ID in	Hose ID mm	DASH	Flange SIZE	MAX WP psi	Q mm	C CUT-OFF Factor	D DROP mm
1215931	C12443340-08080	1/2	12,7	08	1/2	5000	30,2	52,9	22,0
1215932	C12443340-08120	1/2	12,7	08	3/4	5000	38,1	60,3	26,0
1230404	C12443340-10120	5/8	15,9	10	3/4	5000	38,1	65,0	26,0
1215933	C12443340-12120	3/4	19,0	12	3/4	5000	38,1	73,7	32,0
1215934	C12443340-12160	3/4	19,0	12	1	5000	44,5	77,9	29,0
1215935	C12443340-16160	1	25,4	16	1	5000	44,5	82,7	33,5
1215936	C12443340-16200	1	25,4	16	1 1/4	4000	50,8	82,2	36,0
1215937	C12443340-20200	1 1/4	31,8	20	1 1/4	4000	50,8	95,1	37,5
1215938	C12443340-20240	1 1/4	31,8	20	1 1/2	3000	60,3	104,1	40,0
1215939	C12443340-24240	1 1/2	38,1	24	1 1/2	3000	60,3	116,7	48,0
1215940	C12443340-24320	1 1/2	38,1	24	2	3000	71,4	135,6	55,5
1215941	C12443340-32320	2	50,8	32	2	3000	71,4	140,8	47,5

// C12443390

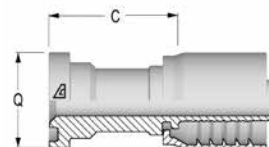
90° Flange SAE 3000 PSI J518 Code 61 SFL 90 Solid one piece



Item Code	Part Number	Hose ID in	Hose ID mm	DASH	Flange SIZE	MAX WP psi	Q mm	C CUT-OFF Factor	D DROP mm
1215959	C12443390-08080	1/2	12,7	08	1/2	5000	30,2	45,8	42,0
1215960	C12443390-08120	1/2	12,7	08	3/4	5000	38,1	45,3	51,0
1215961	C12443390-12120	3/4	19,0	12	3/4	5000	38,1	59,7	58,0
1215962	C12443390-12160	3/4	19,0	12	1	5000	44,5	66,2	64,5
1215966	C12443390-16160	1	25,4	16	1	5000	44,5	70,6	67,0
1215968	C12443390-16200	1	25,4	16	1 1/4	4000	50,8	73,6	71,0
1215969	C12443390-16240	1	25,4	16	1 1/2	3000	60,3	93,1	75,0
1215970	C12443390-20160	1 1/4	31,8	20	1	5000	44,5	94,4	65,0
1215971	C12443390-20200	1 1/4	31,8	20	1 1/4	4000	50,8	88,0	84,0
1215972	C12443390-20240	1 1/4	31,8	20	1 1/2	3000	60,3	91,5	87,5
1215973	C12443390-24240	1 1/2	38,1	24	1 1/2	3000	60,3	104,8	91,0
1215974	C12443390-24320	1 1/2	38,1	24	2	3000	71,4	104,8	115,0
1215975	C12443390-32320	2	50,8	32	2	3000	71,4	129,3	130,0

// C12443610

Flange SAE 6000 PSI J518 Code 62 SFS

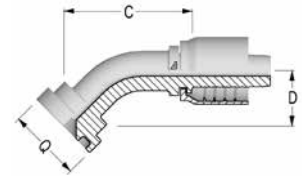


Item Code	Part Number	Hose ID in	Hose ID mm	DASH	Flange SIZE	MAX WP psi	Q mm	C CUT-OFF Factor
1215977	C12443610-08080	1/2	12,7	08	1/2	6000	31,8	47,0
1215978	C12443610-08120	1/2	12,7	08	3/4	6000	41,3	52,0
1215979	C12443610-12120	3/4	19,0	12	3/4	6000	41,3	52,5
1215980	C12443610-12160	3/4	19,0	12	1	6000	47,6	55,5
1215981	C12443610-16120	1	25,4	16	3/4	6000	41,3	56,4
1215982	C12443610-16160	1	25,4	16	1	6000	47,6	56,4
1215983	C12443610-16200	1	25,4	16	1 1/4	6000	54,0	63,4
1215984	C12443610-20200	1 1/4	31,8	20	1 1/4	6000	54,0	83,0
1215985	C12443610-20240	1 1/4	31,8	20	1 1/2	6000	63,5	71,0
1215986	C12443610-24240	1 1/2	38,1	24	1 1/2	6000	63,5	101,0
1215988	C12443610-32320	2	50,8	32	2	6000	79,4	76,0

Dimensions shown may be changed without prior notice.

// C12443640

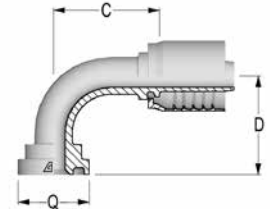
45° Flange SAE 6000 PSI J518 Code 62 SFS 45 Solid one piece



Item Code	Part Number	Hose ID in	Hose ID mm	DASH	Flange SIZE	MAX WP psi	Q mm	C CUT-OFF Factor	D DROP mm
1215999	C12443640-08080	1/2	12,7	08	1/2	6000	31,8	56,5	23,0
1216000	C12443640-08120	1/2	12,7	08	3/4	6000	41,3	79,9	30,5
1216001	C12443640-12120	3/4	19,0	12	3/4	6000	41,3	84,1	31,0
1216002	C12443640-12160	3/4	19,0	12	1	6000	47,6	80,0	33,5
1216003	C12443640-16160	1	25,4	16	1	6000	47,6	96,7	36,0
1216004	C12443640-16200	1	25,4	16	1 1/4	6000	54,0	96,1	39,0
1216005	C12443640-20200	1 1/4	31,8	20	1 1/4	6000	54,0	108,6	40,0
1216006	C12443640-20240	1 1/4	31,8	20	1 1/2	6000	63,5	114,8	45,5
1216007	C12443640-24240	1 1/2	38,1	24	1 1/2	6000	63,5	122,9	45,0
1216009	C12443640-32320	2	50,8	32	2	6000	79,4	156,6	60,0

// C12443690

90° Flange SAE 6000 PSI J518 code 62 SFS 90 Solid one piece

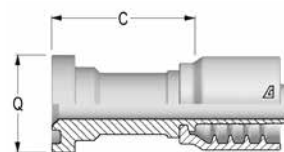


Item Code	Part Number	Hose ID in	Hose ID mm	DASH	Flange SIZE	MAX WP psi	Q mm	C CUT-OFF Factor	D DROP mm
1216015	C12443690-08080	1/2	12,7	08	1/2	6000	31,8	47,8	46,0
1216016	C12443690-08120	1/2	12,7	08	3/4	6000	41,3	47,8	54,0
1216017	C12443690-10120	5/8	15,9	10	3/4	6000	41,3	49,9	55,0
1216018	C12443690-12120	3/4	19,0	12	3/4	6000	41,3	63,2	61,0
1216019	C12443690-12160	3/4	19,0	12	1	6000	47,6	63,2	66,0
1216021	C12443690-16160	1	25,4	16	1	6000	47,6	73,6	75,0
1216022	C12443690-16200	1	25,4	16	1 1/4	6000	54,0	77,6	78,0
1216023	C12443690-20200	1 1/4	31,8	20	1 1/4	6000	54,0	94,5	89,0
1216024	C12443690-20240	1 1/4	31,8	20	1 1/2	6000	63,5	98,0	94,0
1216025	C12443690-24240	1 1/2	38,1	24	1 1/2	6000	63,5	99,6	105,0
1216027	C12443690-32320	2	50,8	32	2	6000	79,4	143,3	132,0

// C122 // SAE FLANGES

// C12243310

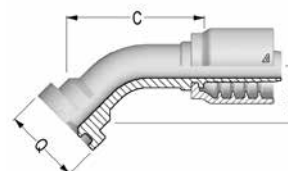
Flange SAE 3000 PSI J518 Code 61 SFS



Item Code	Part Number	Hose ID in	Hose ID mm	DASH	Flange in	Flange DASH	Q mm	C CUT-OFF Factor
1203199	C12243310-48480	3	76,0	48	3	48	101,6	55,0
1214123	C12243310-64640	4	101,6	64	4	500	127,0	130,0

// C12243340

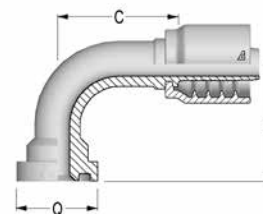
45° Flange SAE 3000 PSI J518 Code 61 SFL 45 Solid one piece



Item Code	Part Number	Hose ID in	Hose ID mm	DASH	Flange in	Flange DASH	Q mm	C CUT-OFF Factor	D Drop mm
1214132	C12243340-48480	3	76,0	48	3	48	101,6	140,0	54,0
1214133	C12243340-64640	4	101,6	64	4	500	127,0	264,5	161,0

// C12243390

90° Flange SAE 3000 PSI J518 Code 61 SFL 90 Solid one piece



Item Code	Part Number	Hose ID in	Hose ID mm	DASH	Flange in	Flange DASH	Q mm	C CUT-OFF Factor	D Drop mm
1203198	C12243390-48480	3	76,0	48	3	48	101,6	149,3	140,0
1214145	C12243390-64640	4	101,6	64	4	500	127	187,4	190,0



// ALFACRIMP FITTINGS // C126

// JIC 37° INSERTS	190	// SAE FLANGES	194
// NPTF INSERTS.....	191	// SUPERCAT FLANGES	197
// API INSERTS.....	192	// HAMMER UNION.....	198
// ORFS INSERTS	193		

HOSE

// HIGH PRESSURE WIRE SPIRAL HOSES

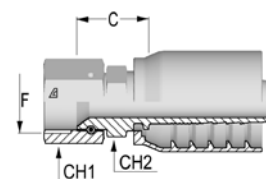
FLEXOR R12
FLEXOR 4SH
FLEXOR R13

ALFABIOTECH 5000
ALFABIOTECH 6000

// JIC 37° INSERTS

// C12626512

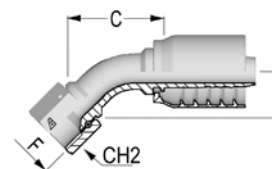
JIC Female 37° Seat with Stem Hexagon DKJ



Item Code	Part Number	Hose ID in	Hose ID mm	DASH	F Thread in-TPI	F Thread DASH	C CUT-OFF Factor	CH1 mm	CH2 mm
1216077	C12626512-12120	3/4	19,0	12	1 1/16-12	12	30,2	27,0	32,0
1216080	C12626512-16160	1	25,4	16	1 5/16-12	16	38,0	36,0	38,0
1216082	C12626512-20200	1 1/4	31,8	20	1 5/8-12	20	43,1	41,0	50,0
1216084	C12626512-24240	1 1/2	38,1	24	1 7/8-12	24	49,4	50,0	55,0
1216085	C12626512-32320	2	50,8	32	2 1/2-12	32	49,0	65,0	70,0

// C12622542

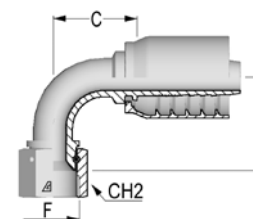
45° JIC Female 37° Seat DKJ 45 Solid one piece



Item Code	Part Number	Hose ID in	Hose ID mm	DASH	F Thread in-TPI	F Thread DASH	C CUT-OFF Factor	D DROP mm	CH2 mm
1216067	C12622542-12120	3/4	19,0	12	1 1/16-12	12	66,0	27,5	32,0
1216068	C12622542-16160	1	25,4	16	1 5/16-12	16	79,5	31,0	38,0
1216069	C12622542-20200	1 1/4	31,8	20	1 5/8-12	20	93,7	37,0	50,0
1216070	C12622542-24240	1 1/2	38,1	24	1 7/8-12	24	107,0	43,5	55,0
1233046	C12622542-32320	2	50,8	32	2 1/2-12	32	147,0	51,5	70,0

// C12622592

90° JIC Female 37° Seat DKJ 90 Solid one piece



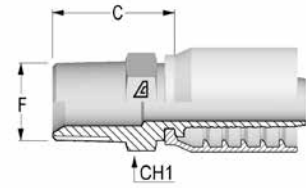
Item Code	Part Number	Hose ID in	Hose ID mm	DASH	F Thread in-TPI	F Thread DASH	C CUT-OFF Factor	D DROP mm	CH2 mm
1216071	C12622592-12120	3/4	19,0	12	1 1/16-12	12	45,0	57,0	32,0
1216074	C12622592-16160	1	25,4	16	1 5/16-12	16	71,0	67,0	38,0
1216076	C12622592-20200	1 1/4	31,8	20	1 5/8-12	20	79,2	78,0	50,0
1214175	C12622592-24240	1 1/2	38,1	24	1 7/8-12	24	94,5	92,0	55,0
1233047	C12622592-32320	2	50,8	32	2 1/2-12	32	132,0	135,0	70,0

Dimensions shown may be changed without prior notice.

// NPTF INSERTS

// C12612810

NPTF Male 60° Seat AGN

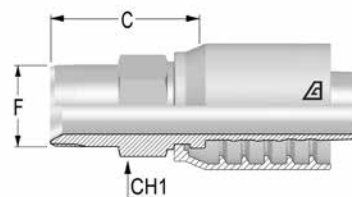


Item Code	Part Number	Hose ID in	Hose ID mm	DASH	F Thread in-TPI	F Thread DASH	C CUT-OFF Factor	CH1 mm
1216038	C12612810-12120	3/4	19,0	12	3/4-14	12	35,5	27
1216039	C12612810-16160	1	25,4	16	1-11	16	46,5	36
1216040	C12612810-20200	1 1/4	31,8	20	1 1/4-11	20	52,0	46
1216041	C12612810-24240	1 1/2	38,1	24	1 1/2-11	24	55,5	50
1240065	C12H12810-32320	2	50,8	32	2-11	32	-	-
1237776	C12R12810-32320	2	50,8	32	2-11	32	69,2	65

// API INSERTS

// C1261281Z

API Male



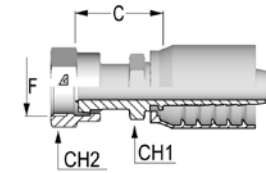
Item Code	Part Number	Hose ID in	Hose ID mm	DASH	F Thread in-TPI	F Thread DASH	C CUT-OFF Factor	CH1 mm
1230447	C1261281Z-16160	1	25,4	16	1-11	16	67,5	36
1230448	C1261281Z-20200	1 1/4	31,8	20	1 1/4-11	20	74,6	46
1230449	C1261281Z-24240	1 1/2	38,1	24	1 1/2-11	24	83,0	50
1230458	C12H1281Z-32320	2	50,8	32	2-11	32	113,5	65
1230461	C12R1281Z-32320	2	50,8	32	2-11	32	114,5	65

Dimensions shown may be changed without prior notice.

// ORFS INSERTS

// C12622411

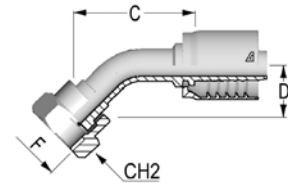
ORFS Female with Stem Hexagon



Item Code	Part Number	Hose ID in	Hose ID mm	DASH	F Thread in-TPI	F Thread DASH	C CUT-OFF Factor	CH1 mm	CH2 mm
1214173	C12622411-12120	3/4	19,0	12	1 3/16-12	12	40,0	30,0	36,0
1214174	C12622411-12160	3/4	19,0	12	1 7/16-12	16	43,0	36,0	41,0
1216051	C12622411-16160	1	25,4	16	1 7/16-12	16	47,0	36,0	41,0
1216052	C12622411-16200	1	25,4	16	1 11/16-12	20	49,0	46,0	50,0
1216053	C12622411-20200	1 1/4	31,8	20	1 11/16-12	20	47,2	46,0	50,0

// C12622441

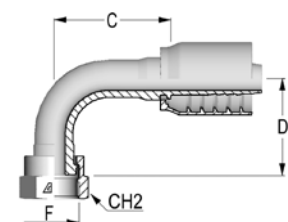
45° ORFS Female DK ORFS 45 Solid one piece



Item Code	Part Number	Hose ID in	Hose ID mm	DASH	F Thread in-TPI	F Thread DASH	C CUT-OFF Factor	D DROP mm	CH2 mm
1216055	C12622441-12120	3/4	19,0	12	1 3/16-12	12	77,7	26,0	36,0
1216056	C12622441-12160	3/4	19,0	12	1 7/16-12	16	68,4	28,0	41,0
1216057	C12622441-16160	1	25,4	16	1 7/16-12	16	114,0	28,0	41,0

// C12622491

90° ORFS Female DK ORFS 90 Solid one piece

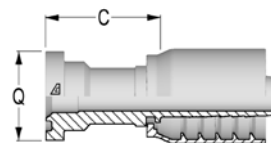


Item Code	Part Number	Hose ID in	Hose ID mm	DASH	F Thread in-TPI	F Thread DASH	C CUT-OFF Factor	D DROP mm	CH2 mm
1216059	C12622491-12120	3/4	19,0	12	1 3/16-12	12	64,2	58,0	36,0
1216060	C12622491-12160	3/4	19,0	12	1 7/16-12	16	66,2	58,0	41,0
1216061	C12622491-16160	1	25,4	16	1 7/16-12	16	75,2	66,0	41,0
1216062	C12622491-20200	1 1/4	31,8	20	1 11/16-12	20	91,7	81,0	50,0

// SAE FLANGES

// C12643310

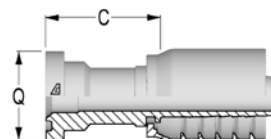
Flange SAE 3000 PSI J518 Code 61 SFL



Item Code	Part Number	Hose ID in	Hose ID mm	DASH	Flange SIZE	MAX WP psi	Q mm	C CUT-OFF Factor
1216086	C12643310-12120	3/4	19,0	12	12	5000	38,1	43,5
1216087	C12643310-12160	3/4	19,0	12	16	5000	44,5	51,5
1216088	C12643310-16160	1	25,4	16	16	5000	44,5	53,5
1216089	C12643310-16200	1	25,4	16	20	4000	50,8	56,0
1216091	C12643310-20200	1 1/4	31,8	20	20	4000	50,8	58,5
1216093	C12643310-24240	1 1/2	38,1	24	24	3000	60,3	63,5
1216094	C12643310-24320	2	50,8	32	32	3000	71,4	75,0
1237793	C12R43310-32320	2	50,8	32	32	3000	71,4	85,0

// C12643610

Flange SAE 6000 PSI J518 Code 62 SFS

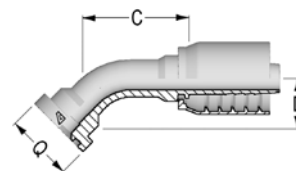


Item Code	Part Number	Hose ID in	Hose ID mm	DASH	Flange SIZE	MAX WP psi	Q mm	C CUT-OFF Factor
1216120	C12643610-12120	3/4	19,0	12	3/4	6000	41,3	50,0
1216121	C12643610-12160	3/4	19,0	12	1	6000	47,6	53,0
1216123	C12643610-16160	1	25,4	16	1	6000	47,6	54,0
1216124	C12643610-16200	1	25,4	16	1 1/4	6000	54,0	61,0
1216125	C12643610-20200	1 1/4	31,8	20	1 1/4	6000	54,0	62,2
1216126	C12643610-20240	1 1/4	31,8	20	1 1/2	6000	68,2	74,0
1216127	C12643610-24240	1 1/2	38,1	24	1 1/2	6000	68,5	76,0
1216128	C12643610-24320	1 1/2	38,1	24	2	6000	80,5	88,0
1216129	C12643610-32320	2	50,8	32	2	6000	79,4	87,0

Dimensions shown may be changed without prior notice.

// C12643640

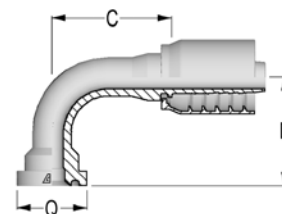
45° Flange SAE 6000 PSI J518 Code 62 SFS 45 Solid one piece



Item Code	Part Number	Hose ID in	Hose ID mm	DASH	Flange SIZE	MAX WP psi	Q mm	C CUT-OFF Factor	D DROP mm
1216140	C12643640-12120	3/4	19,0	12	3/4	6000	41,3	72,1	30,0
1216141	C12643640-12160	3/4	19,0	12	1	6000	47,6	76,8	33,0
1216142	C12643640-16160	1	25,4	16	1	6000	47,6	94,8	38,5
1216143	C12643640-16200	1	25,4	16	1 1/4	6000	54,0	105,3	44,0
1216144	C12643640-20200	1 1/4	31,8	20	1 1/4	6000	54,0	102,0	41,0
1216145	C12643640-20240	1 1/4	31,8	20	1 1/2	6000	63,5	111,7	48,0
1216146	C12643640-24240	1 1/2	38,1	24	1 1/2	6000	63,5	136,3	48,0
1216147	C12643640-24320	1 1/2	38,1	24	2	6000	79,4	129,1	55,0
1216148	C12643640-32320	2	50,8	32	2	6000	79,4	160,6	61,0

// C12643690

90° Flange SAE 6000 PSI J518 Code 62 SFS 90 Solid one piece

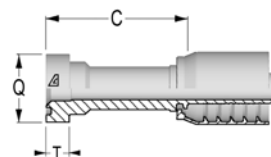


Item Code	Part Number	Hose ID in	Hose ID mm	DASH	Flange SIZE	MAX WP psi	Q mm	C CUT-OFF Factor	D DROP mm
1216154	C12643690-12120	3/4	19,0	12	3/4	6000	41,3	61,2	64,0
1216155	C12643690-12160	3/4	19,0	12	1	6000	47,6	61,2	66,0
1216157	C12643690-16160	1	25,4	16	1	6000	47,6	70,4	74,0
1216158	C12643690-16200	1	25,4	16	1 1/4	6000	54,0	77,2	85,0
1216159	C12643690-20200	1 1/4	31,8	20	1 1/4	6000	54,0	96,0	88,2
1216160	C12643690-20240	1 1/4	31,8	20	1 1/2	6000	63,5	92,9	103,5
1216161	C12643690-24200	1 1/2	38,1	24	1 1/4	6000	54,0	105,0	85,0
1216162	C12643690-24240	1 1/2	38,1	24	1 1/2	6000	63,5	106,3	109,0
1216163	C12643690-24320	1 1/2	38,1	24	2	6000	79,4	106,5	121,5
1216164	C12643690-32320	2	50,8	32	2	6000	79,4	172,0	131,0

// SUPERCAT FLANGES

// C12643910

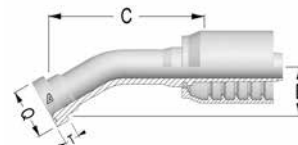
Flange SUPERCAT



Item Code	Part Number	Hose ID in	Hose ID mm	DASH	Flange SIZE	MAX WP psi	Q mm	C CUT-OFF Factor	T mm
1216165	C12643910-12120	3/4	19,0	12	3/4	6.000	41,3	82,0	14,3
1216166	C12643910-12160	3/4	19,0	12	1	6.000	47,6	85,5	14,3
1216167	C12643910-16160	1	25,4	16	1	6.000	47,6	94,5	14,3
1216168	C12643910-16200	1	25,4	16	1 1/4	6.000	54,0	94,5	14,3
1216169	C12643910-20200	1 1/4	31,8	20	1 1/4	6.000	54,0	92,0	14,3
1216170	C12643910-24240	1 1/2	38,1	24	1 1/2	6.000	63,5	89,0	14,3

// C12643930

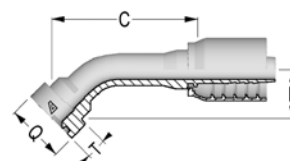
30° Flange SUPERCAT Solid one piece



Item Code	Part Number	Hose ID in	Hose ID mm	DASH	Flange SIZE	MAX WP psi	Q mm	C CUT-OFF Factor	D DROP mm	T mm
1216173	C12643930-12120	3/4	19,0	12	3/4	6.000	41,3	115,0	24,0	14,3
1216174	C12643930-12160	3/4	19,0	12	1	6.000	47,6	118,0	26,5	14,3
1233049	C12643930-16160	1	25,4	16	1	6.000	47,6	139,0	27,0	14,3
1233050	C12643930-16200	1	25,4	16	1 1/4	6.000	54	137,0	25,5	14,3

// C12643940

45° Flange SUPERCAT Solid one piece

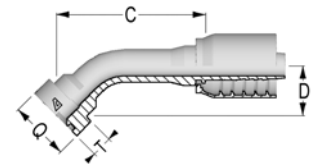


Item Code	Part Number	Hose ID in	Hose ID mm	DASH	Flange SIZE	MAX WP psi	Q mm	C CUT-OFF Factor	D DROP mm	T mm
1216177	C12643940-12120	3/4	19,0	12	3/4	6.000	41,3	103,0	33,7	14,3
1216178	C12643940-12160	3/4	19,0	12	1	6.000	47,6	87,4	35,8	14,3
1216179	C12643940-16160	1	25,4	16	1	6.000	47,6	93,9	42,5	14,3
1216180	C12643940-16200	1	25,4	16	1 1/4	6.000	54,0	95,4	40,0	14,3
1216181	C12643940-20200	1 1/4	31,8	20	1 1/4	6.000	54,0	103,6	45,1	14,3

Dimensions shown may be changed without prior notice.

// C12643960

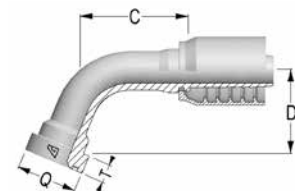
60° Flange SUPERCAT Solid one piece



Item Code	Part Number	Hose ID in	Hose ID mm	DASH	Flange SIZE	MAX WP psi	Q mm	C CUT-OFF Factor	D DROP mm	T mm
1216182	C12643960-12120	3/4	19,0	12	3/4	6.000	41,3	92,6	46,0	14,3
1216183	C12643960-12160	3/4	19,0	12	1	6.000	47,6	95,6	48,5	14,3
1216184	C12643960-16160	1	25,4	16	1	6.000	47,6	118,0	59,0	14,3
1216185	C12643960-16200	1	25,4	16	1 1/4	6.000	54	118,0	57,0	14,3

// C126439Z0

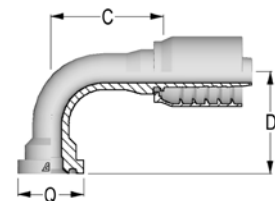
67,5° Flange SUPERCAT Solid one piece



Item Code	Part Number	Hose ID in	Hose ID mm	DASH	Flange SIZE	MAX WP psi	Q mm	C CUT-OFF Factor	D DROP mm	T mm
1216193	C126439Z0-12120	3/4	19,0	12	3/4	6.000	41,3	86,1	51,8	14,3
1216194	C126439Z0-12160	3/4	19,0	12	1	6.000	47,6	88,8	54,6	14,3
1233051	C126439Z0-16160	1	25,4	16	1	6.000	47,6	111,0	67,0	14,3
1233052	C126439Z0-16200	1	25,4	16	1 1/4	6.000	54	109,0	64,0	14,3
1233053	C126439Z0-20200	1 1/4	31,8	20	1 1/4	6.000	54	119,3	70,6	14,3

// C12643990

90° Flange SUPERCAT Solid one piece

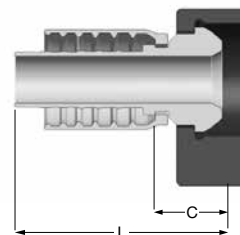


Item Code	Part Number	Hose ID in	Hose ID mm	DASH	Flange SIZE	MAX WP psi	Q mm	C CUT-OFF Factor	D DROP mm	T mm
1216188	C12643990-12120	3/4	19,0	12	3/4	6.000	41,3	63,7	67,0	14,3
1216189	C12643990-12160	3/4	19,0	12	1	6.000	47,6	65,2	70,0	14,3
1216190	C12643990-16160	1	25,4	16	1	6.000	47,6	80,4	79,0	14,3
1216192	C12643990-16200	1	25,4	16	1 1/4	6.000	54,0	75,4	82,5	14,3
1233054	C12643990-20200	1 1/4	31,8	20	1 1/4	6.000	54,0	89,2	93,0	14,3

// HAMMER UNION

// C12R13F13

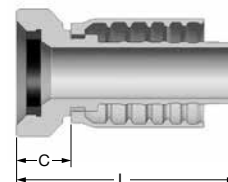
Male Hammer Union Fig. 1502 integral fitting with Lug Nut



Item Code	Part Number	Hose ID in	Hose ID mm	DASH	C CUT-OFF Factor	L Overall Length mm	Weight kg
1237779	C12R13F13-32320	2	51	32	60	185,5	6,6
	C12H13F13-32320	2	51	32	60	185,5	6,0

// C12R23F10

Female Hammer Union Fig. 1502 integral fitting with Rubber Ring



Item Code	Part Number	Hose ID in	Hose ID mm	DASH	C CUT-OFF Factor	L Overall Length mm	Weight kg
1237786	C12R23F10-32320	2	51	32	56,5	182	2,5
	C12H23F10-32320	2	51	32	56,5	182	2,5



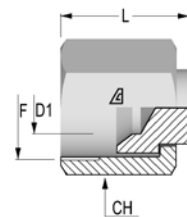
// JIC 37° ADAPTERS

// PLUG	200	// METRIC	219
// MALE UNION	201	// SAE UNF.....	223
// MALE / FEMALE UNION	203	// NPTF	230
// BULKHEAD	206	// ACCESSORIES	233
// BSP	209	// FLANGES.....	234

// PLUG

// R1A2531000

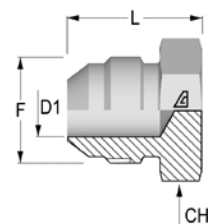
Cap JIC Female



Item Code	Part Number	OD mm	OD in	F	L mm	CH mm
1207348	R1A2531000-0400	6	1/4	7/16-20	17	14
1207349	R1A2531000-0500	8	5/16	1/2-20	19,5	17
1207350	R1A2531000-0600	10	3/8	9/16-18	20,5	19
1207351	R1A2531000-0800	12	1/2	3/4-16	24	22
1207352	R1A2531000-1000	14-16	5/8	7/8-14	27	27
1207353	R1A2531000-1200	18-20	3/4	1 1/16-12	31,5	32
1213213	R1A2531000-1400	22	7/8	1 3/16-12	32	36
1207354	R1A2531000-1600	25	1	1 5/16-12	32,5	41
1207355	R1A2531000-2000	30-32	1 1/4	1 5/8-12	35,5	50
1207356	R1A2531000-2400	38	1 1/2	1 7/8-12	43	60

// R1A25M1000

Plug JIC Male

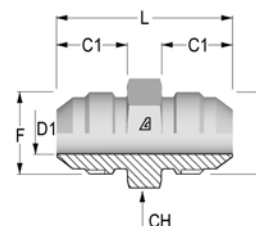


Item Code	Part Number	OD mm	OD in	F	L mm	CH mm
1207449	R1A25M1000-0400	6	1/4	7/16-20	20,5	12
1207450	R1A25M1000-0500	8	5/16	1/2-20	20,5	14
1207451	R1A25M1000-0600	10	3/8	9/16-18	21,5	14
1207452	R1A25M1000-0800	12	1/2	3/4-16	24	22
1207453	R1A25M1000-1000	14-16	5/8	7/8-14	28	24
1207454	R1A25M1000-1200	18-20	3/4	1 1/16-12	32,5	30
1212825	R1A25M1000-1400	22	7/8	1 3/16-12	33	33
1207455	R1A25M1000-1600	25	1	1 5/16-12	34	36
1207456	R1A25M1000-2000	30-32	1 1/4	1 5/8-12	37	46
1207457	R1A25M1000-2400	38	1 1/2	1 7/8-12	42	50

Dimensions shown may be changed without prior notice.

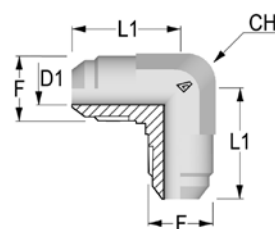
// MALE UNION

// R1A25M125M

Straight Union
JIC - JIC Male

Item Code	Part Number	OD mm	OD in	F	L mm	C1 mm	CH mm
1203685	R1A25M125M-0404	6	1/4	7/16-20	35	14	12
1203628	R1A25M125M-0505	8	5/16	1/2-20	35	14	14
1203713	R1A25M125M-0606	10	3/8	9/16-18	36	14	17
1203670	R1A25M125M-0808	12	1/2	3/4-16	41	16,5	22
1203698	R1A25M125M-1010	14-16	5/8	7/8-14	48	19,5	24
1203616	R1A25M125M-1212	18-20	3/4	1 1/16-12	55	22	30
1216393	R1A25M125M-1414	22	7/8	1 3/16-12	56,5	22,5	32
1203639	R1A25M125M-1616	25	1	1 5/16-12	57	23	36
1203646	R1A25M125M-2020	30-32	1 1/4	1 5/8-12	61,5	24,5	46
1203653	R1A25M125M-2424	38	1 1/2	1 7/8-12	70	27,5	50

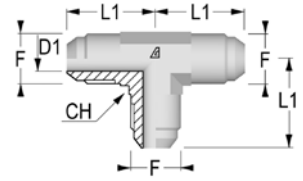
// R1A25M925M

90° Union
JIC - JIC Male

Item Code	Part Number	OD mm	OD in	F	L1 mm	CH mm
1203876	R1A25M925M-0404	6	1/4	7/16-20	22,5	12
1203842	R1A25M925M-0505	8	5/16	1/2-20	24	14
1203897	R1A25M925M-0606	10	3/8	9/16-18	27	14
1203866	R1A25M925M-0808	12	1/2	3/4-16	32	19
1203884	R1A25M925M-1010	14-16	5/8	7/8-14	37	22
1203836	R1A25M925M-1212	18-20	3/4	1 1/16-12	42	27
1216421	R1A25M925M-1414	22	7/8	1 3/16-12	44	33
1203849	R1A25M925M-1616	25	1	1 5/16-12	46	33
1203855	R1A25M925M-2020	30-32	1 1/4	1 5/8-12	52,5	41
1206334	R1A25M925M-2424	38	1 1/2	1 7/8-12	59	48

// R1A25MT25M

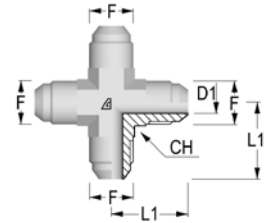
Tee Union
JIC - JIC Male



Item Code	Part Number	OD mm	OD in	F	L1 mm	CH mm
1203950	R1A25MT25M-0404	6	1/4	7/16-20	22,5	12
1203945	R1A25MT25M-0505	8	5/16	1/2-20	24	14
1203954	R1A25MT25M-0606	10	3/8	9/16-18	27	14
1203948	R1A25MT25M-0808	12	1/2	3/4-16	32	19
1203952	R1A25MT25M-1010	14-16	5/8	7/8-14	37	22
1203944	R1A25MT25M-1212	18-20	3/4	1 1/16-12	42	27
1216460	R1A25MT25M-1414	22	7/8	1 3/16-12	44	33
1203947	R1A25MT25M-1616	25	1	1 5/16-12	46	33
1205959	R1A25MT25M-2020	30-32	1 1/4	1 5/8-12	52,5	41
1206335	R1A25MT25M-2424	38	1 1/2	1 7/8-12	59	48

// R1A25MX25M

Cross Union
JIC - JIC Male



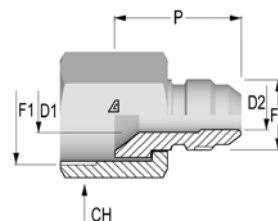
Item Code	Part Number	OD mm	OD in	F	L1 mm	CH mm
1206909	R1A25MX25M-0404	6	1/4	7/16-20	22,5	12
1205451	R1A25MX25M-0505	8	5/16	1/2-20	24	14
1205455	R1A25MX25M-0606	10	3/8	9/16-18	27	14
1205453	R1A25MX25M-0808	12	1/2	3/4-16	32	19
1205454	R1A25MX25M-1010	14-16	5/8	7/8-14	37	22
1206835	R1A25MX25M-1212	18-20	3/4	1 1/16-12	42	27
1216494	R1A25MX25M-1414	22	7/8	1 3/16-12	44	33
1205452	R1A25MX25M-1616	25	1	1 5/16-12	46	33
1212823	R1A25MX25M-2020	30-32	1 1/4	1 5/8-12	52,5	41
1212824	R1A25MX25M-2424	38	1 1/2	1 7/8-12	59	48

Dimensions shown may be changed without prior notice.

// MALE / FEMALE UNION

// R1A253125M

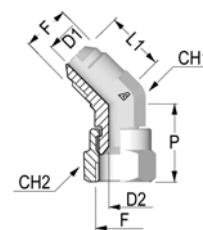
Straight Reducing
JIC Female - JIC Male



Item Code	Part Number	OD mm	OD in	F1	F2	P mm	CH mm
1207357	R1A253125M-0604	10-6	3/8-1/4	9/16-18	7/16-20	25	19
1207615	R1A251125M-0605	10-08	3/8-5/16	9/16-18	1/2-20	25	19
1207358	R1A253125M-0804	12-6	1/2-1/4	3/4-16	7/16-20	25,5	22
1207359	R1A253125M-0805	12-8	1/2-5/16	3/4-16	1/2-20	25,5	22
1207360	R1A253125M-0806	12-10	1/2-3/8	3/4-16	9/16-18	25,5	22
1207361	R1A253125M-1004	16-6	5/8-1/4	7/8-14	7/16-20	26,5	27
1207362	R1A253125M-1006	16-10	5/8-3/8	7/8-14	9/16-18	26,5	27
1207616	R1A251125M-1008	16-12	5/8-1/2	7/8-14	3/4-16	29	27
1207363	R1A253125M-1204	20-6	3/4-1/4	1 1/16-12	7/16-20	27	32
1207364	R1A253125M-1206	20-10	3/4-3/8	1 1/16-12	9/16-18	27	32
1207365	R1A253125M-1208	20-12	3/4-1/2	1 1/16-12	3/4-16	30,5	32
1207617	R1A251125M-1210	20-16	3/4-5/8	1 1/16-12	7/8-14	34,5	32
1216344	R1A251125M-1412	22-20	7/8-3/4	1 3/16-12	1 1/16-12	36,4	36
1216365	R1A253125M-1606	25-10	1-3/8	1 5/16-12	9/16-18	28,5	41
1216366	R1A253125M-1608	25-12	1-1/2	1 5/16-12	3/4-16	31	41
1208272	R1A253125M-1610	25-16	1-5/8	1 5/16-12	7/8-14	34	41
1207367	R1A253125M-1612	25-20	1-3/4	1 5/16-12	1 1/16-12	37,5	41
1213168	R1A251125M-1614	25-22	1-7/8	1 5/16-12	1 3/16-12	39,5	38
1207366	R1A253125M-2012	32-20	1 1/4-3/4	1 5/8-12	1 1/16-12	39,1	50
1211755	R1A253125M-2014	32-22	1 1/4-7/8	1 5/8-12	1 3/16-12	40	50
1207368	R1A253125M-2016	32-25	1 1/4-1	1 5/8-12	1 5/16-12	40	50
1216367	R1A253125M-2416	38-25	1 1/2-1	1 7/8-12	1 5/16-12	46,3	60
1207369	R1A253125M-2420	38-32	1 1/2-1 1/4	1 7/8-12	1 5/8-12	47,8	60

// R1A25M4251

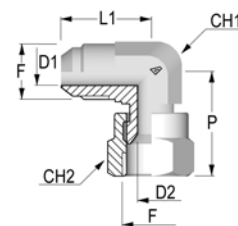
45° Union
JIC Male - JIC Female



Item Code	Part Number	OD mm	OD in	F	L1 mm	P mm	CH1 mm	CH2 mm
1207343	R1A25M4251-0404	6	1/4	7/16-20	18,5	23,7	12	16
1207342	R1A25M4251-0505	8	5/16	1/2-20	19,5	25,5	14	17
1207341	R1A25M4251-0606	10	3/8	9/16-18	21,5	28,5	14	19
1207344	R1A25M4251-0808	12	1/2	3/4-16	24,5	32,7	19	25
1206944	R1A25M4251-1010	14-16	5/8	7/8-14	28	36,7	22	27
1207345	R1A25M4251-1212	18-20	3/4	1 1/16-12	32,5	38,3	27	32
1216410	R1A25M4251-1414	22	7/8	1 3/16-12	35,4	41,1	33	36
1207346	R1A25M4251-1616	25	1	1 5/16-12	36,5	44,6	33	38
1207347	R1A25M4252-2020	30-32	1 1/4	1 5/8-12	40,5	51,4	41	50
1210765	R1A25M4252-2424	38	1 1/2	1 7/8-12	45	57,1	48	55

// R1A25M9251

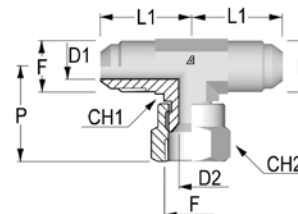
90° Union JIC
Male - JIC Female



Item Code	Part Number	OD mm	OD in	F	L1 mm	P mm	CH1 mm	CH2 mm
1207266	R1A25M9251-0404	6	1/4	7/16-20	22,5	25,2	12	16
1207267	R1A25M9251-0505	8	5/16	1/2-20	24	27	14	17
1207268	R1A25M9251-0606	10	3/8	9/16-18	27	32	14	19
1207269	R1A25M9251-0808	12	1/2	3/4-16	32	35,2	19	25
1207270	R1A25M9251-1010	14-16	5/8	7/8-14	36,5	41,5	22	27
1207271	R1A25M9251-1212	18-20	3/4	1 1/16-12	42	44,3	27	32
1216420	R1A25M9251-1414	22	7/8	1 3/16-12	45,5	46,5	33	36
1207272	R1A25M9251-1616	25	1	1 5/16-12	46	50,5	33	38
1207273	R1A25M9252-2020	30-32	1 1/4	1 5/8-12	52,5	58,9	41	50
1207274	R1A25M9252-2424	38	1 1/2	1 7/8-12	59	65,6	48	55

// R1A25MT251

Branch Tee Union
JIC Male - JIC Female

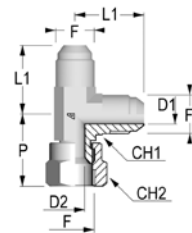


Item Code	Part Number	OD mm	OD in	F	L1 mm	P mm	CH1 mm	CH2 mm
1207304	R1A25MT251-0404	6	1/4	7/16-20	22,5	25,2	12	16
1207305	R1A25MT251-0505	8	5/16	1/2-20	24	27	14	17
1207306	R1A25MT251-0606	10	3/8	9/16-18	27	32	14	19
1207307	R1A25MT251-0808	12	1/2	3/4-16	32	35,2	19	25
1207308	R1A25MT251-1010	14-16	5/8	7/8-14	36,5	41,5	22	27
1207309	R1A25MT251-1212	18-20	3/4	1 1/16-12	42	44,3	27	32
1216459	R1A25MT251-1414	22	7/8	1 3/16-12	45,5	46,5	33	36
1207310	R1A25MT251-1616	25	1	1 5/16-12	46	50,5	33	38
1207311	R1A25MT252-2020	30-32	1 1/4	1 5/8-12	52,5	58,9	41	50
1207312	R1A25MT252-2424	38	1 1/2	1 7/8-12	59	65,6	48	55

Dimensions shown may be changed without prior notice.

// R1A25ML251

Run Tee Union
JIC Male - JIC Female

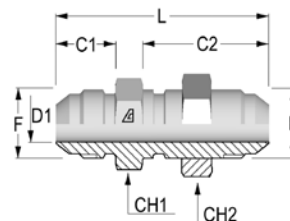


Item Code	Part Number	OD mm	OD in	F	L1 mm	P mm	CH1 mm	CH2 mm
1207283	R1A25ML251-0404	6	1/4	7/16-20	22,5	25,2	12	16
1207284	R1A25ML251-0505	8	5/16	1/2-20	24	27	14	17
1207285	R1A25ML251-0606	10	3/8	9/16-18	27	32	14	19
1207286	R1A25ML251-0808	12	1/2	3/4-16	32	35,2	19	25
1207287	R1A25ML251-1010	14-16	5/8	7/8-14	36,5	41,5	22	27
1207288	R1A25ML251-1212	18-20	3/4	1 1/16-12	42	44,3	27	32
1216434	R1A25ML251-1414	22	7/8	1 3/16-12	45,5	46,5	33	36
1207289	R1A25ML251-1616	25	1	1 5/16-12	46	50,5	33	38
1207290	R1A25ML252-2020	30-32	1 1/4	1 5/8-12	52,5	58,9	41	50
1207291	R1A25ML252-2424	38	1 1/2	1 7/8-12	59	65,6	48	55

// BULKHEAD

// R1A25M125T

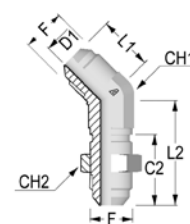
Straight Union
JIC - JIC Bulkhead



Item Code	Part Number	OD mm	OD in	F	L mm	C1 mm	C2 mm	CH1 mm	CH2 mm
1203686	R1A25M125T-0404	6	1/4	7/16-20	52,5	14	30,5	17	17
1203629	R1A25M125T-0505	8	5/16	1/2-20	52,5	14	30,5	19	19
1203714	R1A25M125T-0606	10	3/8	9/16-18	55,5	14	32,5	22	22
1203671	R1A25M125T-0808	12	1/2	3/4-16	62	16,5	36,6	24	24
1203699	R1A25M125T-1010	14-16	5/8	7/8-14	69,5	19,5	40,1	30	30
1203617	R1A25M125T-1212	18-20	3/4	1 1/16-12	78,5	22	44,4	36	36
1216394	R1A25M125T-1414	22	7/8	1 3/16-12	79,2	22,5	44,4	38	38
1203640	R1A25M125T-1616	25	1	1 5/16-12	80	23	44,4	41	41
1203647	R1A25M125T-2020	30-32	1 1/4	1 5/8-12	84	24,5	45,7	50	50
1211675	R1A25M125T-2424	38	1 1/2	1 7/8-12	89,5	27,5	46	55	55

// R1A25M425T

45° Union
JIC - JIC Bulkhead

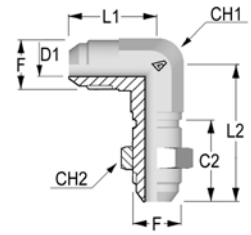


Item Code	Part Number	OD mm	OD in	F	L1 mm	L2 mm	C2 mm	CH1 mm	CH2 mm
1210766	R1A25M425T-0404	6	1/4	7/16-20	18,5	39	30,5	12	17
1211706	R1A25M425T-0505	8	5/16	1/2-20	19,5	42	30,5	14	19
1208045	R1A25M425T-0606	10	3/8	9/16-18	21	42,5	32,5	14	22
1210767	R1A25M425T-0808	12	1/2	3/4-16	25	49,5	36,6	19	24
1210768	R1A25M425T-1010	14-16	5/8	7/8-14	28	55	40,1	22	30
1210769	R1A25M425T-1212	18-20	3/4	1 1/16-12	32,5	62	44,4	27	36
1216411	R1A25M425T-1414	22	7/8	1 3/16-12	35	63,5	44,4	33	38
1210770	R1A25M425T-1616	25	1	1 5/16-12	37,5	65	44,4	33	41
1211707	R1A25M425T-2020	30-32	1 1/4	1 5/8-12	40,5	67,5	45,7	41	50
1211708	R1A25M425T-2424	38	1 1/2	1 7/8-12	45	68	46	48	55

Dimensions shown may be changed without prior notice.

// R1A25M925T

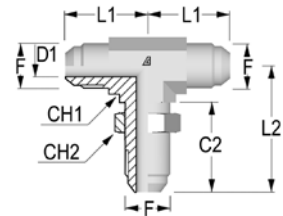
90° Union
JIC - JIC Bulkhead



Item Code	Part Number	OD mm	OD in	F	L1 mm	L2 mm	C2 mm	CH1 mm	CH2 mm
1205564	R1A25M925T-0404	6	1/4	7/16-20	24,5	40,5	30,5	12	17
1206405	R1A25M925T-0505	8	5/16	1/2-20	27	43,5	30,5	14	19
1203898	R1A25M925T-0606	10	3/8	9/16-18	27,5	46	32,5	14	22
1203867	R1A25M925T-0808	12	1/2	3/4-16	34,5	53,5	36,6	19	24
1203885	R1A25M925T-1010	14-16	5/8	7/8-14	39,5	60,5	40,1	22	30
1206783	R1A25M925T-1212	18-20	3/4	1 1/16-12	45	68	44,4	27	36
1216422	R1A25M925T-1414	22	7/8	1 3/16-12	47	69	44,4	33	38
1211735	R1A25M925T-1616	25	1	1 5/16-12	49,5	71	44,4	33	41
1211736	R1A25M925T-2020	30-32	1 1/4	1 5/8-12	55	79	45,7	41	50
1208117	R1A25M925T-2424	38	1 1/2	1 7/8-12	59,5	87	46	48	55

// R1A25MT25T

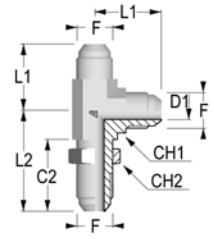
Branch Tee Union
JIC - JIC Bulkhead



Item Code	Part Number	OD mm	OD in	F	L1 mm	L2 mm	C2 mm	CH1 mm	CH2 mm
1208139	R1A25MT25T-0404	6	1/4	7/16-20	24,5	40,5	30,5	12	17
1210747	R1A25MT25T-0505	8	5/16	1/2-20	27	43,5	30,5	14	19
1210748	R1A25MT25T-0606	10	3/8	9/16-18	27,5	46	32,5	14	22
1205586	R1A25MT25T-0808	12	1/2	3/4-16	34,5	53,5	36,6	19	24
1211637	R1A25MT25T-1010	14-16	5/8	7/8-14	39,5	60,5	40,1	22	30
1211638	R1A25MT25T-1212	18-20	3/4	1 1/16-12	45	68	44,4	27	36
1216462	R1A25MT25T-1414	22	7/8	1 3/16-12	47	69	44,4	33	38
1212775	R1A25MT25T-1616	25	1	1 5/16-12	49,5	71	44,4	33	41
1208225	R1A25MT25T-2020	30-32	1 1/4	1 5/8-12	55	79	45,7	41	50
1212776	R1A25MT25T-2424	38	1 1/2	1 7/8-12	59,5	87	46	48	55

// R1A25ML25T

Run Tee Union
JIC - JIC Bulkhead



Item Code	Part Number	OD mm	OD in	F	L1 mm	L2 mm	C2 mm	CH1 mm	CH2 mm
1211617	R1A25ML25T-0404	6	1/4	7/16-20	24,5	40,5	30,5	12	17
1211618	R1A25ML25T-0505	8	5/16	1/2-20	27	43,5	30,5	14	19
1206974	R1A25ML25T-0606	10	3/8	9/16-18	27,5	46	32,5	14	22
1211619	R1A25ML25T-0808	12	1/2	3/4-16	34,5	53,5	36,6	19	24
1210743	R1A25ML25T-1010	14-16	5/8	7/8-14	39,5	60,5	40,1	22	30
1211620	R1A25ML25T-1212	18-20	3/4	1 1/16-12	45	68	44,4	27	36
1216435	R1A25ML25T-1414	22	7/8	1 3/16-12	47	69	44,4	33	38
1212713	R1A25ML25T-1616	25	1	1 5/16-12	49,5	71	44,4	33	41
1212714	R1A25ML25T-2020	30-32	1 1/4	1 5/8-12	55	79	45,7	41	50
1212715	R1A25ML25T-2424	38	1 1/2	1 7/8-12	59,5	87	46	48	55

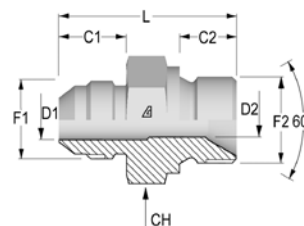
Dimensions shown may be changed without prior notice.

// BSPP

// R1A25M105M

Straight Connector

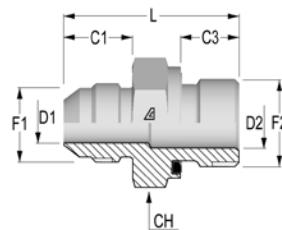
JIC Male - BSPP Cylindric Male 60°



Item Code	Part Number	OD mm	OD in	F1	F2	L mm	C1 mm	C2 mm	CH mm
1212826	R1A25M105M-0402	6	1/4	7/16-20	1/8-27	29	14	9,5	14
1212827	R1A25M105M-0404	6	1/4	7/16-20	1/4-18	34	14	13	19
1212828	R1A25M105M-0406	6	1/4	7/16-20	3/8-18	35,5	14	15,5	22
1212829	R1A25M105M-0408	6	1/4	7/16-20	1/2-14	40	14	17	27
1212830	R1A25M105M-0502	8	5/16	1/2-20	1/8-27	29	14	9,5	14
1212831	R1A25M105M-0504	8	5/16	1/2-20	1/4-18	32	14	13	19
1207734	R1A25M105M-0506	8	5/16	1/2-20	3/8-18	35,5	14	15,5	22
1212832	R1A25M105M-0604	10	3/8	9/16-18	1/4-18	34	14	13	19
1212833	R1A25M105M-0606	10	3/8	9/16-18	3/8-18	35,5	14	15,5	22
1212834	R1A25M105M-0608	10	3/8	9/16-18	1/2-14	41	14	17	27
1212835	R1A25M105M-0804	12	1/2	3/4-16	1/4-18	36	16,5	13	19
1207735	R1A25M105M-0806	12	1/2	3/4-16	3/8-18	38	16,5	15,5	22
1207736	R1A25M105M-0808	12	1/2	3/4-16	1/2-14	41	16,5	17	27
1207737	R1A25M105M-0812	12	1/2	3/4-16	3/4-14	45,5	16,5	20	32
1207738	R1A25M105M-1006	14-16	5/8	7/8-14	3/8-18	41,5	19,5	15,5	24
1205996	R1A25M105M-1008	14-16	5/8	7/8-14	1/2-14	45,5	19,5	17	27
1212836	R1A25M105M-1012	14-16	5/8	7/8-14	3/4-14	48,5	19,5	20	32
1212837	R1A25M105M-1208	18-20	3/4	1 1/16-12	1/2-14	50	22	17	32
1212838	R1A25M105M-1212	18-20	3/4	1 1/16-12	3/4-14	50	22	20	32
1212839	R1A25M105M-1216	18-20	3/4	1 1/16-12	1-11	53	22	22	41
1216372	R1A25M105M-1412	22	7/8	1 3/16-12	3/4-14	51,5	22,5	20	32
1212840	R1A25M105M-1612	25	1	1 5/16-12	3/4-14	55	23	20	36
1212841	R1A25M105M-1616	25	1	1 5/16-12	1-11	54	23	22	41
1212842	R1A25M105M-1620	25	1	1 5/16-12	1 1/4-11	56	23	23	50
1207739	R1A25M105M-2016	30-32	1 1/4	1 5/8-12	1-11	58,5	24,5	22	46
1212843	R1A25M105M-2020	30-32	1 1/4	1 5/8-12	1 1/4-11	59,5	24,5	23	50
1212844	R1A25M105M-2420	38	1 1/2	1 7/8-12	1 1/4-11	62,5	27,5	23	50
1212845	R1A25M105M-2424	38	1 1/2	1 7/8-12	1 1/2-11	67,5	27,5	25	55

// R1A25M106I

Straight Connector
JIC Male - BSPP Cylindric Male with Elastomer

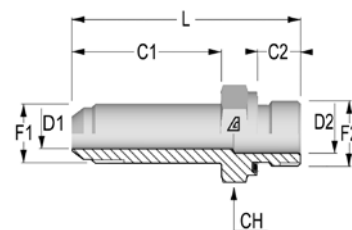


Item Code	Part Number	OD mm	OD in	F1	F2	L mm	C1 mm	C3 mm	CH mm
1207410	R1A25M106I-0402	6	1/4	7/16-20	1/8-28	30	14	8	14
1207411	R1A25M106I-0404	6	1/4	7/16-20	1/4-19	36	14	12	19
1207412	R1A25M106I-0406	6	1/4	7/16-20	3/8-19	35,5	14	12	22
1207413	R1A25M106I-0408	6	1/4	7/16-20	1/2-14	39	14	14	27
1207993	R1A25M106I-0502	8	5/16	1/2-20	1/8-28	30,5	14	8	14
1207414	R1A25M106I-0504	8	5/16	1/2-20	1/4-19	35	14	12	19
1207415	R1A25M106I-0506	8	5/16	1/2-20	3/8-19	35,5	14	12	22
1207416	R1A25M106I-0604	10	3/8	9/16-18	1/4-19	35	14	12	19
1207417	R1A25M106I-0606	10	3/8	9/16-18	3/8-19	36	14	12	22
1207418	R1A25M106I-0608	10	3/8	9/16-18	1/2-14	39,5	14	14	27
1207419	R1A25M106I-0804	12	1/2	3/4-16	1/4-19	38,5	16,5	12	19
1207420	R1A25M106I-0806	12	1/2	3/4-16	3/8-19	38,5	16,5	12	22
1207421	R1A25M106I-0808	12	1/2	3/4-16	1/2-14	42	16,5	14	27
1207422	R1A25M106I-0812	12	1/2	3/4-16	3/4-14	45,5	16,5	17	32
1207423	R1A25M106I-1006	14-16	5/8	7/8-14	3/8-19	42,5	19,5	12	24
1207424	R1A25M106I-1008	14-16	5/8	7/8-14	1/2-14	44,5	19,5	14	27
1207425	R1A25M106I-1012	14-16	5/8	7/8-14	3/4-14	49,5	19,5	17	32
1207426	R1A25M106I-1208	18-20	3/4	1 1/16-12	1/2-14	49	22	14	32
1207427	R1A25M106I-1212	18-20	3/4	1 1/16-12	3/4-14	51	22	17	32
1207428	R1A25M106I-1216	18-20	3/4	1 1/16-12	1-11	53,5	22	18	41
1212875	R1A25M106I-1412	22	7/8	1 3/16-12	3/4-14	53,5	22,5	17	32
1207429	R1A25M106I-1612	25	1	1 5/16-12	3/4-14	51,5	23	17	36
1207430	R1A25M106I-1616	25	1	1 5/16-12	1-11	54,5	23	18	41
1207431	R1A25M106I-1620	25	1	1 5/16-12	1 1/4-11	58,4	23	20	50
1208006	R1A25M106I-2016	30-32	1 1/4	1 5/8-12	1 1/4-11	62	24,5	18	46
1207432	R1A25M106I-2020	30-32	1 1/4	1 5/8-12	1 1/4-11	60	24,5	20	50
1207433	R1A25M106I-2420	38	1 1/2	1 7/8-12	1 1/4-11	64	27,5	20	50
1207434	R1A25M106I-2424	38	1 1/2	1 7/8-12	1 1/2-11	67	27,5	22	55

Dimensions shown may be changed without prior notice.

// R1A25M106H

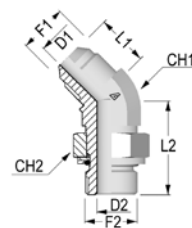
Long Connector
JIC Male - BSPP Cylindric Male with Elastomer



Item Code	Part Number	OD mm	OD in	F1	F2	L mm	C1 mm	C2 mm	CH mm
1212846	R1A25M106H-0402	6	1/4	7/16-20	1/8-28	50	35	8	14
1212847	R1A25M106H-0404	6	1/4	7/16-20	1/4-19	55,5	35	12	19
1212848	R1A25M106H-0406	6	1/4	7/16-20	3/8-19	56,8	35	12	22
1212849	R1A25M106H-0408	6	1/4	7/16-20	1/2-14	60,3	35	14	27
1212850	R1A25M106H-0502	8	5/16	1/2-20	1/8-28	53,3	37	8	14
1212851	R1A25M106H-0504	8	5/16	1/2-20	1/4-19	57,5	37	12	19
1212852	R1A25M106H-0506	8	5/16	1/2-20	3/8-19	57,5	37	12	22
1212853	R1A25M106H-0604	10	3/8	9/16-18	1/4-19	59,5	39	12	19
1212854	R1A25M106H-0606	10	3/8	9/16-18	3/8-19	59,5	39	12	22
1212855	R1A25M106H-0608	10	3/8	9/16-18	1/2-14	63	39	14	27
1212856	R1A25M106H-0804	12	1/2	3/4-16	1/4-19	68,5	48	12	19
1212857	R1A25M106H-0806	12	1/2	3/4-16	3/8-19	68,5	48	12	22
1212858	R1A25M106H-0808	12	1/2	3/4-16	1/2-14	72	48	14	27
1212859	R1A25M106H-0812	12	1/2	3/4-16	3/4-14	77	48	17	32
1212860	R1A25M106H-1006	14-16	5/8	7/8-14	3/8-19	74	53	12	24
1212861	R1A25M106H-1008	14-16	5/8	7/8-14	1/2-14	77	53	14	27
1212862	R1A25M106H-1012	14-16	5/8	7/8-14	3/4-14	81	53	17	32
1212863	R1A25M106H-1208	18-20	3/4	1 1/16-12	1/2-14	88	63	14	32
1212864	R1A25M106H-1212	18-20	3/4	1 1/16-12	3/4-14	91	63	17	32
1212865	R1A25M106H-1216	18-20	3/4	1 1/16-12	1-11	93,5	63	18	41
1216388	R1A25M106H-1412	22	7/8	1 3/16-12	3/4-14	99,3	67	17	32
1212866	R1A25M106H-1612	25	1	1 5/16-12	3/4-14	100	72	17	36
1212867	R1A25M106H-1616	25	1	1 5/16-12	1-11	102	72	18	41
1212868	R1A25M106H-1620	25	1	1 5/16-12	1 1/4-11	106	72	20	50
1212869	R1A25M106H-2016	30-32	1 1/4	1 5/8-12	1 1/4-11	119	88	18	46
1212870	R1A25M106H-2020	30-32	1 1/4	1 5/8-12	1 1/4-11	122	88	20	50
1212871	R1A25M106H-2420	38	1 1/2	1 7/8-12	1 1/4-11	132	98	20	50
1212872	R1A25M106H-2424	38	1 1/2	1 7/8-12	1 1/2-11	136	98	22	55

// R1A25M406N

45° Adjustable Elbow Connector
JIC Male - BSPP Cylindric Male
with O-Ring and Retaining Ring

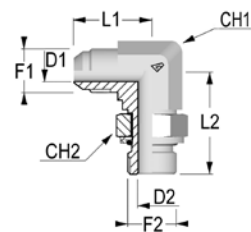


Item Code	Part Number	OD mm	OD in	F1	F2	L1 mm	L2 mm	CH1 mm	CH2 mm
1207325	R1A25M406N-0402	6	1/4	7/16-20	1/8-18	19,5	26,5	12	14
1207326	R1A25M406N-0404	6	1/4	7/16-20	1/4-19	21	29	14	19
1212959	R1A25M406N-0406	6	1/4	7/16-20	3/8-19	22	33	17	22
1212960	R1A25M406N-0408	6	1/4	7/16-20	1/2-14	22,5	38,5	22	27
1212961	R1A25M406N-0502	8	5/16	1/2-20	1/8-18	19,5	26,5	14	14
1211702	R1A25M406N-0504	8	5/16	1/2-20	1/4-19	19,5	26,5	14	19
1212962	R1A25M406N-0506	8	5/16	1/2-20	3/8-19	21	32,5	17	22
1207327	R1A25M406N-0604	10	3/8	9/16-18	1/4-19	21	29	14	19
1207328	R1A25M406N-0606	10	3/8	9/16-18	3/8-19	22	33	17	22
1212963	R1A25M406N-0608	10	3/8	9/16-18	1/2-14	22,5	38,5	22	27
1212964	R1A25M406N-0804	12	1/2	3/4-16	1/4-19	25	30	19	19
1207329	R1A25M406N-0806	12	1/2	3/4-16	3/8-19	25	33	19	22
1207330	R1A25M406N-0808	12	1/2	3/4-16	1/2-14	25,5	38,5	22	27
1207331	R1A25M406N-1008	14-16	5/8	7/8-14	1/2-14	28	38,5	22	27
1208292	R1A25M406N-1012	14-16	5/8	7/8-14	3/4-18	30	44	27	36
1207333	R1A25M406N-1212	18-20	3/4	1 1/16-12	3/4-14	32,5	44	27	36
1212967	R1A25M406N-1216	18-20	3/4	1 1/16-12	1-11	37	47	33	41
1212968	R1A25M406N-1412	22	7/8	1 3/16-12	3/4-14	35	45,5	33	36
1212969	R1A25M406N-1612	25	1	1 5/16-12	3/4-14	37	47	33	36
1207334	R1A25M406N-1616	25	1	1 5/16-12	1-11	37	47	33	41
1208380	R1A25M406N-2020	30-32	1 1/4	1 5/8-12	1 1/4-11	39,5	48,5	41	50
1211703	R1A25M406N-2424	38	1 1/2	1 7/8-12	1 1/2-11	45	48	48	55

Dimensions shown may be changed without prior notice.

// R1A25M906N

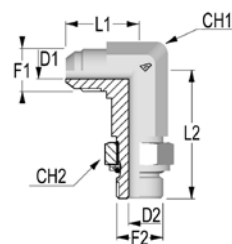
90° Adjustable Elbow Connector
JIC Male - BSPP Cylindric Male
with O-Ring and Retaining Ring



Item Code	Part Number	OD mm	OD in	F1	F2	L1 mm	L2 mm	CH1 mm	CH2 mm
1207238	R1A25M906N-0402	6	1/4	7/16-20	1/8-28	22,5	26	12	14
1207239	R1A25M906N-0404	6	1/4	7/16-20	1/4-19	27	31,5	14	19
1219024	R1A25M906N-0406	6	1/4	7/16-20	3/8-19	28,5	36,5	17	22
1213025	R1A25M906N-0408	6	1/4	7/16-20	1/2-14	31	43	22	27
1207240	R1A25M906N-0502	8	5/16	1/2-20	1/8-28	24	27,5	14	14
1207241	R1A25M906N-0504	8	5/16	1/2-20	1/4-19	27	31,5	14	19
1207743	R1A25M906N-0506	8	5/16	1/2-20	3/8-19	28,5	36,5	17	22
1207242	R1A25M906N-0604	10	3/8	9/16-18	1/4-19	27	31,5	14	19
1207243	R1A25M906N-0606	10	3/8	9/16-18	3/8-19	28,5	36,5	17	22
1208226	R1A25M906N-0608	10	3/8	9/16-18	1/2-14	31	43	22	27
1207244	R1A25M906N-0804	12	1/2	3/4-16	1/4-19	31,5	33,5	19	19
1207245	R1A25M906N-0806	12	1/2	3/4-16	3/8-19	31,5	36,5	19	22
1207246	R1A25M906N-0808	12	1/2	3/4-16	1/2-14	34	43	22	27
1213026	R1A25M906N-0812	12	1/2	3/4-16	3/4-14	37	49	27	36
1207744	R1A25M906N-1006	14-16	5/8	7/8-14	3/8-19	36,5	39,5	22	22
1207247	R1A25M906N-1008	14-16	5/8	7/8-14	1/2-14	36,5	43	22	27
1207745	R1A25M906N-1012	14-16	5/8	7/8-14	3/4-14	39,5	49	27	36
1207248	R1A25M906N-1208	18-20	3/4	1 1/16-12	1/2-14	42	45,5	27	27
1207249	R1A25M906N-1212	18-20	3/4	1 1/16-12	3/4-14	42	49	27	36
1207250	R1A25M906N-1216	18-20	3/4	1 1/16-12	1-11	44,5	52	33	41
1213027	R1A25M906N-1412	22	7/8	1 3/16-12	3/4-14	44	50,5	33	36
1207251	R1A25M906N-1612	25	1	1 5/16-12	1/4-19	46	52	33	36
1207252	R1A25M906N-1616	25	1	1 5/16-12	1-11	46	52	33	41
1207746	R1A25M906N-1620	25	1	1 5/16-12	1 1/4-11	51	57	41	50
1207253	R1A25M906N-2016	30-32	1 1/4	1 5/8-12	1-11	52	57	41	41
1207254	R1A25M906N-2020	30-32	1 1/4	1 5/8-12	1 1/4-11	52	57	41	50
1213028	R1A25M906N-2420	38	1 1/2	1 7/8-12	1 1/4-11	59	61	48	50
1207255	R1A25M906N-2424	38	1 1/2	1 7/8-12	1 1/2-11	59	61	48	55

// R1A25M906Y

90° Adjustable Long Elbow Connector
JIC Male - BSPP Cylindric Male
with O-Ring and Retaining Ring

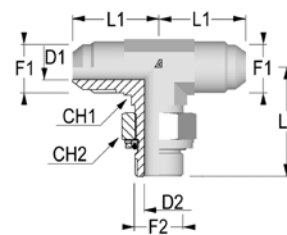


Item Code	Part Number	OD mm	OD in	F1	F2	L1 mm	L2 mm	CH1 mm	CH2 mm
1213029	R1A25M906Y-0402	6	1/4	7/16-20	1/8-28	22,5	46	12	14
1213030	R1A25M906Y-0404	6	1/4	7/16-20	1/4-19	27	56,5	14	19
1213031	R1A25M906Y-0406	6	1/4	7/16-20	3/8-19	28,5	67	17	22
1213032	R1A25M906Y-0408	6	1/4	7/16-20	1/2-14	31	78	22	27
1213033	R1A25M906Y-0502	8	5/16	1/2-20	1/8-28	24	49,5	14	14
1213034	R1A25M906Y-0504	8	5/16	1/2-20	1/4-19	27	56,5	14	19
1213035	R1A25M906Y-0506	8	5/16	1/2-20	3/8-19	28,5	67	17	22
1213036	R1A25M906Y-0604	10	3/8	9/16-18	1/4-19	27	56,5	14	19
1213037	R1A25M906Y-0606	10	3/8	9/16-18	3/8-19	28,5	67	17	22
1213038	R1A25M906Y-0608	10	3/8	9/16-18	1/2-14	31	78	22	27
1213039	R1A25M906Y-0804	12	1/2	3/4-16	1/4-19	31,5	64	19	19
1213040	R1A25M906Y-0806	12	1/2	3/4-16	3/8-19	31,5	67	19	22
1213041	R1A25M906Y-0808	12	1/2	3/4-16	1/2-14	34	78	22	27
1213042	R1A25M906Y-0812	12	1/2	3/4-16	3/4-14	37	92	27	36
1213043	R1A25M906Y-1006	14-16	5/8	7/8-14	3/8-19	36,5	75	22	22
1213044	R1A25M906Y-1008	14-16	5/8	7/8-14	1/2-14	36,5	78	22	27
1213045	R1A25M906Y-1012	14-16	5/8	7/8-14	3/4-14	39,5	92	27	36
1213046	R1A25M906Y-1208	18-20	3/4	1 1/16-12	1/2-14	42	88	27	27
1208359	R1A25M906Y-1212	18-20	3/4	1 1/16-12	3/4-14	42	92	27	36
1213047	R1A25M906Y-1216	18-20	3/4	1 1/16-12	1-11	44,5	105	33	41
1216418	R1A25M906Y-1412	22	7/8	1 3/16-12	3/4-14	44	99	33	36
1208360	R1A25M906Y-1612	25	1	1 5/16-12	1/4-19	46	105	33	36
1213048	R1A25M906Y-1616	25	1	1 5/16-12	1-11	46	105	33	41
1213049	R1A25M906Y-1620	25	1	1 5/16-12	1 1/4-11	51	123	41	50
1213050	R1A25M906Y-2016	30-32	1 1/4	1 5/8-12	1-11	52	124	41	41
1213051	R1A25M906Y-2020	30-32	1 1/4	1 5/8-12	1 1/4-11	52	123	41	50
1213052	R1A25M906Y-2420	38	1 1/2	1 7/8-12	1 1/4-11	59	134	48	50
1213053	R1A25M906Y-2424	38	1 1/2	1 7/8-12	1 1/2-11	59	135	48	55

Dimensions shown may be changed without prior notice.

// R1A25MT06N

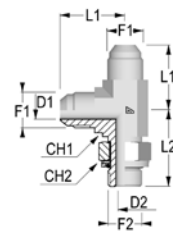
Branch Tee Adjustable Elbow Connector
JIC Male - BSPP Cylindric Male
with O-Ring and Retaining Ring



Item Code	Part Number	OD mm	OD in	F1	F2	L1 mm	L2 mm	CH1 mm	CH2 mm
1208134	R1A25MT06N-0402	6	1/4	7/16-20	1/8-28	22,5	26	12	14
1210701	R1A25MT06N-0404	6	1/4	7/16-20	1/4-19	27	31,5	14	19
1212762	R1A25MT06N-0406	6	1/4	7/16-20	3/8-19	28,5	36,5	17	22
1212763	R1A25MT06N-0408	6	1/4	7/16-20	1/2-14	31	43	22	27
1212764	R1A25MT06N-0502	8	5/16	1/2-20	1/8-28	24	27,5	14	14
1207314	R1A25MT06N-0504	8	5/16	1/2-20	1/4-19	27	31,5	14	19
1212765	R1A25MT06N-0506	8	5/16	1/2-20	3/8-19	28,5	36,5	17	22
1207313	R1A25MT06N-0604	10	3/8	9/16-18	1/4-19	27	31,5	14	19
1210744	R1A25MT06N-0606	10	3/8	9/16-18	3/8-19	28,5	36,5	17	22
1212766	R1A25MT06N-0608	10	3/8	9/16-18	1/2-14	31	43	22	27
1212767	R1A25MT06N-0804	12	1/2	3/4-16	1/4-19	31,5	33,5	19	19
1207315	R1A25MT06N-0806	12	1/2	3/4-16	3/8-19	31,5	36,5	19	22
1207316	R1A25MT06N-0808	12	1/2	3/4-16	1/2-14	34	43	22	27
1212768	R1A25MT06N-0812	12	1/2	3/4-16	3/4-14	37	49	27	36
1212769	R1A25MT06N-1006	14-16	5/8	7/8-14	3/8-19	36,5	39,5	22	22
1207317	R1A25MT06N-1008	14-16	5/8	7/8-14	1/2-14	36,5	43	22	27
1212770	R1A25MT06N-1012	14-16	5/8	7/8-14	3/4-14	39,5	49	27	36
1207318	R1A25MT06N-1208	18-20	3/4	1 1/16-12	1/2-14	42	45,5	27	27
1207319	R1A25MT06N-1212	18-20	3/4	1 1/16-12	3/4-14	42	49	27	36
1212771	R1A25MT06N-1216	18-20	3/4	1 1/16-12	1-11	44,5	52	33	41
1216449	R1A25MT06N-1412	22	7/8	1 3/16-12	3/4-14	44	50,5	33	36
1212772	R1A25MT06N-1612	25	1	1 5/16-12	1/4-19	46	52	33	36
1207320	R1A25MT06N-1616	25	1	1 5/16-12	1-11	46	52	33	41
1212773	R1A25MT06N-1620	25	1	1 5/16-12	1 1/4-11	51	57	41	50
1212774	R1A25MT06N-2016	30-32	1 1/4	1 5/8-12	1-11	52	57	41	41
1211631	R1A25MT06N-2020	30-32	1 1/4	1 5/8-12	1 1/4-11	52	57	41	50
1211632	R1A25MT06N-2420	38	1 1/2	1 7/8-12	1 1/4-11	59	61	48	50
1211633	R1A25MT06N-2424	38	1 1/2	1 7/8-12	1 1/2-11	59	61	48	55

// R1A25ML06N

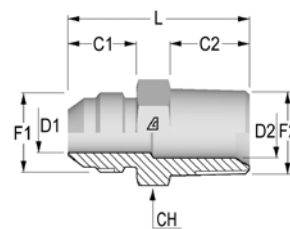
**Run Tee Adjustable Elbow Connector
JIC Male - BSPP Cylindric Male
with O-Ring and Retaining Ring**



Item Code	Part Number	OD mm	OD in	F1	F2	L1 mm	L2 mm	CH1 mm	CH2 mm
1210740	R1A25ML06N-0402	6	1/4	7/16-20	1/8-28	22,5	26	12	14
1210742	R1A25ML06N-0404	6	1/4	7/16-20	1/4-19	27	31,5	14	19
1212702	R1A25ML06N-0406	6	1/4	7/16-20	3/8-19	28,5	36,5	17	22
1212703	R1A25ML06N-0408	6	1/4	7/16-20	1/2-14	31	43	22	27
1207747	R1A25ML06N-0502	8	5/16	1/2-20	1/8-28	24	27,5	14	14
1210694	R1A25ML06N-0504	8	5/16	1/2-20	1/4-19	27	31,5	14	19
1212704	R1A25ML06N-0506	8	5/16	1/2-20	3/8-19	28,5	36,5	17	22
1207292	R1A25ML06N-0604	10	3/8	9/16-18	1/4-19	27	31,5	14	19
1207293	R1A25ML06N-0606	10	3/8	9/16-18	3/8-19	28,5	36,5	17	22
1212705	R1A25ML06N-0608	10	3/8	9/16-18	1/2-14	31	43	22	27
1212704	R1A25ML06N-0804	12	1/2	3/4-16	1/4-19	31,5	33,5	19	19
1207294	R1A25ML06N-0806	12	1/2	3/4-16	3/8-19	31,5	36,5	19	22
1207295	R1A25ML06N-0808	12	1/2	3/4-16	1/2-14	34	43	22	27
1212707	R1A25ML06N-0812	12	1/2	3/4-16	3/4-14	37	49	27	36
1212708	R1A25ML06N-1006	14-16	5/8	7/8-14	3/8-19	36,5	39,5	22	22
1207748	R1A25ML06N-1008	14-16	5/8	7/8-14	1/2-14	36,5	43	22	27
1208030	R1A25ML06N-1012	14-16	5/8	7/8-14	3/4-14	39,5	49	27	36
1207299	R1A25ML06N-1208	18-20	3/4	1 1/16-12	1/2-14	42	45,5	27	27
1207296	R1A25ML06N-1212	18-20	3/4	1 1/16-12	3/4-14	42	49	27	36
1208124	R1A25ML06N-1216	18-20	3/4	1 1/16-12	1-11	44,5	52	33	41
1208277	R1A25ML06N-1612	25	1	1 5/16-12	1/4-19	46	52	33	36
1207297	R1A25ML06N-1616	25	1	1 5/16-12	1-11	46	52	33	41
1212710	R1A25ML06N-1620	25	1	1 5/16-12	1 1/4-11	51	57	41	50
1212711	R1A25ML06N-2016	30-32	1 1/4	1 5/8-12	1-11	52	57	41	41
1207298	R1A25ML06N-2020	30-32	1 1/4	1 5/8-12	1 1/4-11	52	57	41	50
1212712	R1A25ML06N-2420	38	1 1/2	1 7/8-12	1 1/4-11	59	61	48	50
1208125	R1A25ML06N-2424	38	1 1/2	1 7/8-12	1 1/2-11	59	61	48	55

Dimensions shown may be changed without prior notice.

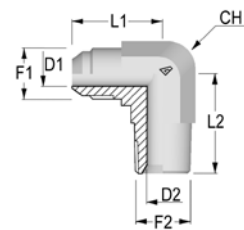
// R1A25M107M

Straight Connector
JIC Male - BSPT Male

Item Code	Part Number	OD mm	OD in	F1	F2	L mm	C1 mm	C2 mm	CH mm
1203683	R1A25M107M-0402	6	1/4	7/16-20	1/8-27	30,5	14	8	14
1203682	R1A25M107M-0404	6	1/4	7/16-20	1/4-18	35,5	14	12	14
1203626	R1A25M107M-0502	8	5/16	1/2-20	1/8-27	30,5	14	8	14
1203625	R1A25M107M-0504	8	5/16	1/2-20	1/4-18	35,5	14	12	14
1203711	R1A25M107M-0604	10	3/8	9/16-18	1/4-18	35,5	14	12	17
1203712	R1A25M107M-0606	10	3/8	9/16-18	3/8-18	35,5	14	12	19
1203710	R1A25M107M-0608	10	3/8	9/16-18	1/2-14	41	14	14	22
1203667	R1A25M107M-0804	12	1/2	3/4-16	1/4-18	38,5	17	12	19
1203669	R1A25M107M-0806	12	1/2	3/4-16	3/8-18	38,5	17	12	19
1203666	R1A25M107M-0808	12	1/2	3/4-16	1/2-14	43,5	17	14	22
1203696	R1A25M107M-1006	14-16	5/8	7/8-14	3/8-18	42	19,5	12	24
1203694	R1A25M107M-1008	14-16	5/8	7/8-14	1/2-14	46,5	19,5	14	24
1203695	R1A25M107M-1012	14-16	5/8	7/8-14	3/4-14	48,5	19,5	16	27
1203614	R1A25M107M-1208	18-20	3/4	1 1/16-12	1/2-14	51	22	14	27
1203615	R1A25M107M-1212	18-20	3/4	1 1/16-12	3/4-14	51	22	16	27
1203613	R1A25M107M-1216	18-20	3/4	1 1/16-12	1-11	56,5	22	18	36
1216391	R1A25M107M-1412	22	7/8	1 3/16-12	3/4-14	50,5	22,5	16	32
1203638	R1A25M107M-1612	25	1	1 5/16-12	3/4-14	53	23	16	36
1203636	R1A25M107M-1616	25	1	1 5/16-12	1-11	58	23	18	36
1203644	R1A25M107M-2016	30-32	1 1/4	1 5/8-12	1-11	60,5	24,5	18	46
1203645	R1A25M107M-2020	30-32	1 1/4	1 5/8-12	1 1/4-11	61	24,5	20	46
1203652	R1A25M107M-2424	38	1 1/2	1 7/8-12	1 1/2-11	68	27,5	20	50

// R1A25M907M

90° Elbow Connector
JIC Male - BSPT Male



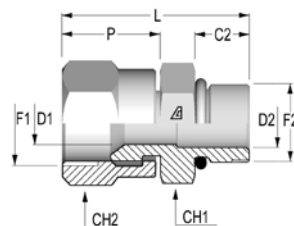
Item Code	Part Number	OD mm	OD in	F1	F2	L1 mm	L2 mm	CH mm
1203874	R1A25M907M-0402	6	1/4	7/16-20	1/8-28	22,5	19,5	12
1203873	R1A25M907M-0404	6	1/4	7/16-20	1/4-19	27	27,5	14
1203840	R1A25M907M-0502	8	5/16	1/2-20	1/8-28	24	20	14
1203839	R1A25M907M-0504	8	5/16	1/2-20	1/4-19	27	27	14
1203895	R1A25M907M-0604	10	3/8	9/16-18	1/4-19	27	27	14
1203896	R1A25M907M-0606	10	3/8	9/16-18	3/8-19	28,5	31	17
1203894	R1A25M907M-0608	10	3/8	9/16-18	1/2-14	31	37,5	22
1203864	R1A25M907M-0804	12	1/2	3/4-16	1/4-19	31,5	31	19
1203865	R1A25M907M-0806	12	1/2	3/4-16	3/8-19	31,5	31	19
1203863	R1A25M907M-0808	12	1/2	3/4-16	1/2-14	34	37	22
1203883	R1A25M907M-1006	14-16	5/8	7/8-14	3/8-19	36,5	32,5	22
1203881	R1A25M907M-1008	14-16	5/8	7/8-14	1/2-14	36,5	40	22
1203882	R1A25M907M-1012	14-16	5/8	7/8-14	3/4-14	39,5	40,5	27
1203835	R1A25M907M-1212	18-20	3/4	1 1/16-12	3/4-14	42	40,5	27
1203833	R1A25M907M-1216	18-20	3/4	1 1/16-12	1-11	44,5	50	33
1216419	R1A25M907M-1412	22	7/8	1 3/16-12	3/4-14	44	43	33
1203847	R1A25M907M-1612	25	1	1 5/16-12	3/4-14	46	45	33
1203846	R1A25M907M-1616	25	1	1 5/16-12	1-11	46	50	33
1205460	R1A25M907M-2016	30-32	1 1/4	1 5/8-12	1-11	52	59,5	41
1203853	R1A25M907M-2020	30-32	1 1/4	1 5/8-12	1 1/4-11	52	60,5	41
1213054	R1A25M907M-2424	38	1 1/2	1 7/8-12	1 1/2-11	59	67	48

Dimensions shown may be changed without prior notice.

// METRIC

// R1A2511525

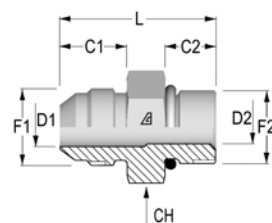
Straight Connector
JIC Female - Metric Male with O-Ring



Item Code	Part Number	OD mm	OD in	F1	F2	P mm	L mm	C2 mm	CH1 mm	CH2 mm
1207442	R1A2511525-0410	6	1/4	7/16-20	M10x1	17	34,5	8,5	14	16
1216347	R1A2511525-0412	6	1/4	7/16-20	M12x1,5	17	36,5	11	17	16
1216348	R1A2511525-0510	8	5/16	1/2-20	M10x1	18,5	36,5	8,5	14	17
1207443	R1A2511525-0512	8	5/16	1/2-20	M12x1,5	18,5	39	11	17	17
1216349	R1A2511525-0514	8	5/16	1/2-20	M14x1,5	18,5	40	11	19	17
1207444	R1A2511525-0614	10	3/8	9/16-18	M14x1,5	19	41	11	19	19
1216350	R1A2511525-0616	10	3/8	9/16-18	M16x1,5	19	42,5	11,5	22	19
1207445	R1A2511525-0816	12	1/2	3/4-16	M16x1,5	22,5	44	11,5	22	25
1216351	R1A2511525-0818	12	1/2	3/4-16	M18x1,5	22,5	45,5	12,5	24	25
1207629	R1A2511525-1018	14-16	5/8	7/8-14	M18x1,5	25,5	48,5	12,5	24	27
1216352	R1A2511525-1020	14-16	5/8	7/8-14	M20x1,5	25,5	50	13	24	27
1207446	R1A2511525-1022	14-16	5/8	7/8-14	M22x1,5	25,5	51	13	27	27
1216353	R1A2511525-1222	18-20	3/4	1 1/16-12	M22x1,5	27	53,5	13	27	32
1207447	R1A2511525-1227	18-20	3/4	1 1/16-12	M27x2	27	57,5	16	32	32
1216354	R1A2511525-1426	22	7/8	1 3/16-12	M26x1,5	49,5	60	16	32	36
1216355	R1A2511525-1627	25	1	1 5/16-12	M27x2	30	60	16	36	38
1207448	R1A2511525-1633	25	1	1 5/16-12	M33x2	30	61	16	41	38
1213211	R1A2521525-2042	30-32	1 1/4	1 5/8-12	M42x2	32	66	16	50	50
1213212	R1A2521525-2448	38	1 1/2	1 7/8-12	M48x2	37	76	17,5	55	55

// R1A25M1525

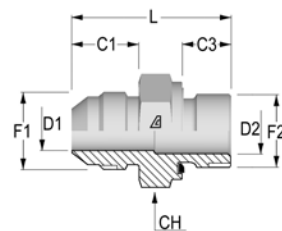
Straight Connector
JIC Male - Metric Male with O-Ring



Item Code	Part Number	OD mm	OD in	F1	F2	L mm	C1 mm	C2 mm	CH mm
1207635	R1A25M1525-0412	6	1/4	7/16-20	M12x1,5	31,5	14	13,5	17
1207636	R1A25M1525-0510	8	5/16	1/2-20	M10x1	30,5	14	11	14
1224083	R1A25M1525-0512	8	5/16	1/2-20	M12x1,5	33,5	14	13,5	17
1207638	R1A25M1525-0514	8	5/16	1/2-20	M14x1,5	32	14	13,5	19
1207408	R1A25M1525-0614	10	3/8	9/16-18	M14x1,5	33,5	14	13,5	19
1207639	R1A25M1525-0616	10	3/8	9/16-18	M16x1,5	35	14	14	22
1211696	R1A25M1525-0816	12	1/2	3/4-16	M16x1,5	35	16,5	14	22
1207387	R1A25M1525-0818	12	1/2	3/4-16	M18x1,5	37	16,5	15	24
1225818	R1A25M1525-1018	14-16	5/8	7/8-14	M18x1,5	38,5	19,5	15	24
1212958	R1A25M1525-1020	14-16	5/8	7/8-14	M20x1,5	41,5	19,5	15,5	24
1207405	R1A25M1525-1022	14-16	5/8	7/8-14	M22x1,5	43	22	15,5	27
1207404	R1A25M1525-1222	18-20	3/4	1 1/16-12	M22x1,5	45,5	22	18,5	27
1207403	R1A25M1525-1227	18-20	3/4	1 1/16-12	M27x2	49	23	18,5	32
1216402	R1A25M1525-1627	25	1	1 5/16-12	M27x2	50,5	24,5	18,5	36
1207402	R1A25M1525-1633	25	1	1 5/16-12	M33x2	51	27,5	20	41
1207401	R1A25M1525-2042	30-32	1 1/4	1 5/8-12	M42x2	55	66	16	50
1207400	R1A25M1525-2448	38	1 1/2	1 7/8-12	M48x2	60	76	17,5	55

// R1A25M152I

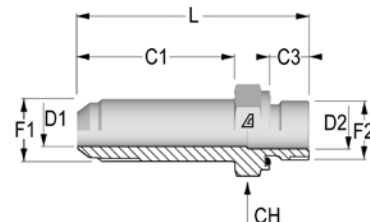
Straight Connector
JIC Male - Metric Male with Elastomer



Item Code	Part Number	OD mm	OD in	F1	F2	L mm	C1 mm	C3 mm	CH mm
1207390	R1A25M152I-0410	6	1/4	7/16-20	M10x1	31	14	8	14
1212950	R1A25M152I-0412	6	1/4	7/16-20	M12x1,5	33,5	14	12	17
1212951	R1A25M152I-0510	8	5/16	1/2-20	M10x1	30,5	14	8	14
1207391	R1A25M152I-0512	8	5/16	1/2-20	M12x1,5	33,5	14	12	17
1208306	R1A25M152I-0514	8	5/16	1/2-20	M14x1,5	35	14	12	19
1207392	R1A25M152I-0614	10	3/8	9/16-18	M14x1,5	33,5	14	12	19
1212952	R1A25M152I-0616	10	3/8	9/16-18	M16x1,5	35,5	14	12	22
1207393	R1A25M152I-0816	12	1/2	3/4-16	M16x1,5	37,5	16,5	12	22
1207388	R1A25M152I-0818	12	1/2	3/4-16	M18x1,5	39	16,5	12	24
1207389	R1A25M152I-1018	14-16	5/8	7/8-14	M18x1,5	41,5	19,5	12	24
1212953	R1A25M152I-1020	14-16	5/8	7/8-14	M20x1,5	43,5	19,5	14	24
1207394	R1A25M152I-1022	14-16	5/8	7/8-14	M22x1,5	43	19,5	14	27
1207395	R1A25M152I-1222	18-20	3/4	1 1/16-12	M22x1,5	45,5	22	14	27
1207396	R1A25M152I-1227	18-20	3/4	1 1/16-12	M27x2	49	22	16	32
1216405	R1A25M152I-1426	22	7/8	1 3/16-12	M26x1,5	49,5	22,5	16	32
1212957	R1A25M152I-1627	25	1	1 5/16-12	M27x2	55	23	16	36
1207397	R1A25M152I-1633	25	1	1 5/16-12	M33x2	51,5	23	18	41
1207398	R1A25M152I-2042	30-32	1 1/4	1 5/8-12	M42x2	55	24,5	20	50
1207399	R1A25M152I-2448	38	1 1/2	1 7/8-12	M48x2	60,5	27,5	22	55

// R1A25M152H

Long Connector
JIC Male - Metric Male with Elastomer

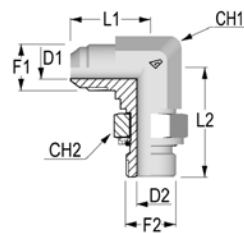


Item Code	Part Number	OD mm	OD in	F1	F2	L mm	C1 mm	C3 mm	CH mm
1212934	R1A25M152H-0410	6	1/4	7/16-20	M10x1	51	35	9,5	14
1212935	R1A25M152H-0510	8	5/16	1/2-20	M10x1	53	37	9,5	14
1212936	R1A25M152H-0512	8	5/16	1/2-20	M12x1,5	55,5	37	14	17
1212937	R1A25M152H-0514	8	5/16	1/2-20	M14x1,5	56,5	37	14	19
1212938	R1A25M152H-0614	10	3/8	9/16-18	M14x1,5	58,5	39	14	19
1212939	R1A25M152H-0616	10	3/8	9/16-18	M16x1,5	60	39	14	22
1212940	R1A25M152H-0816	12	1/2	3/4-16	M16x1,5	69	48	14	22
1212941	R1A25M152H-0818	12	1/2	3/4-16	M18x1,5	70,5	48	14,5	24
1212942	R1A25M152H-1018	14-16	5/8	7/8-14	M18x1,5	75,5	53	14,5	24
1212943	R1A25M152H-1022	14-16	5/8	7/8-14	M22x1,5	78	53	17	27
1212944	R1A25M152H-1222	18-20	3/4	1 1/16-12	M22x1,5	89	63	17	27
1212945	R1A25M152H-1227	18-20	3/4	1 1/16-12	M27x2	92,5	63	19	32
1212946	R1A25M152H-1627	25	1	1 5/16-12	M27x2	102	72	19	36
1212947	R1A25M152H-1633	25	1	1 5/16-12	M33x2	102,5	72	21	41
1212948	R1A25M152H-2042	30-32	1 1/4	1 5/8-12	M42x2	121	88	23	50
1212949	R1A25M152H-2448	38	1 1/2	1 7/8-12	M48x2	136	88	25	55

Dimensions shown may be changed without prior notice.

// R1A25M952Q

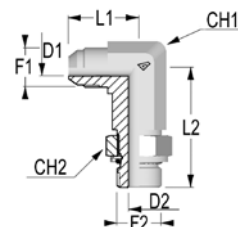
90° Adjustable Elbow Connector
JIC Male - Metric Male
with O-Ring and Retaining Ring



Item Code	Part Number	OD mm	OD in	F1	F2	L1 mm	L2 mm	CH1 mm	CH2 mm
1207275	R1A25M952Q-0410	6	1/4	7/16-20	M10x1,0	22,5	27,5	12	14
1213138	R1A25M952Q-0412	6	1/4	7/16-20	M12x1,5	27	31,5	14	17
1213140	R1A25M952Q-0510	8	5/16	1/2-20	M10x1,0	24	27,5	14	14
1207276	R1A25M952Q-0512	8	5/16	1/2-20	M12x1,5	27	31,5	14	17
1213141	R1A25M952Q-0514	8	5/16	1/2-20	M14x1,5	27	32,5	14	19
1207277	R1A25M952Q-0614	10	3/8	9/16-18	M14x1,5	27	32,5	14	19
1213142	R1A25M952Q-0616	10	3/8	9/16-18	M16x1,5	28,5	36,5	17	22
1207278	R1A25M952Q-0816	12	1/2	3/4-16	M16x1,5	31,5	36,5	19	22
1207523	R1A25M952Q-0818	12	1/2	3/4-16	M18x1,5	31,5	39,5	19	24
1207279	R1A25M952Q-1018	14-16	5/8	7/8-14	M18x1,5	36,5	41,5	22	24
1213144	R1A25M952Q-1020	14-16	5/8	7/8-14	M20x1,5	36,5	43	22	27
1207280	R1A25M952Q-1022	14-16	5/8	7/8-14	M22x1,5	36,5	43	22	27
1207281	R1A25M952Q-1222	18-20	3/4	1 1/16-12	M22x1,5	42	45,5	27	27
1210693	R1A25M952Q-1227	18-20	3/4	1 1/16-12	M27x1,5	42	51,5	27	32
1213145	R1A25M952Q-1426	22	7/8	1 3/16-12	M26x1,5	44	50,5	27	36
1213146	R1A25M952Q-1627	25	1	1 5/16-12	M27x1,5	46	55	33	32
1207282	R1A25M952Q-1633	25	1	1 5/16-12	M33x1,5	46	55	33	41
1211742	R1A25M952Q-2042	30-32	1 1/4	1 5/8-12	M42x2	52	60	41	50
1213147	R1A25M952Q-2448	38	1 1/2	1 7/8-12	M48x1,5	59	67	48	55

// R1A25M952Y

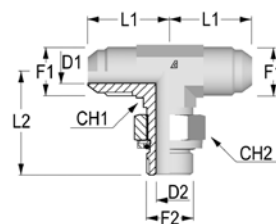
90° Adjustable Long Elbow Connector
JIC Male - Metric Male
with O-Ring and Retaining Ring



Item Code	Part Number	OD mm	OD in	F1	F2	L1 mm	L2 mm	CH1 mm	CH2 mm
1213148	R1A25M952Y-0410	6	1/4	7/16-20	M10x1,0	22,5	46	12	14
1213149	R1A25M952Y-0412	6	1/4	7/16-20	M12x1,5	27	53,5	14	17
1213150	R1A25M952Y-0510	8	5/16	1/2-20	M10x1,0	24	49,5	14	14
1213151	R1A25M952Y-0512	8	5/16	1/2-20	M12x1,5	27	53,5	14	17
1213152	R1A25M952Y-0514	8	5/16	1/2-20	M14x1,5	27	56,5	14	19
1213153	R1A25M952Y-0614	10	3/8	9/16-18	M14x1,5	27	56,5	14	19
1213154	R1A25M952Y-0616	10	3/8	9/16-18	M16x1,5	28,5	67	17	22
1213155	R1A25M952Y-0816	12	1/2	3/4-16	M16x1,5	31,5	67	19	22
1213156	R1A25M952Y-0818	12	1/2	3/4-16	M18x1,5	31,5	67	19	24
1213157	R1A25M952Y-1018	14-16	5/8	7/8-14	M18x1,5	36,5	75	22	24
1213158	R1A25M952Y-1020	14-16	5/8	7/8-14	M20x1,5	36,5	78	22	27
1213159	R1A25M952Y-1022	14-16	5/8	7/8-14	M22x1,5	36,5	78	22	27
1213160	R1A25M952Y-1222	18-20	3/4	1 1/16-12	M22x1,5	42	88	27	27
1213161	R1A25M952Y-1227	18-20	3/4	1 1/16-12	M27x1,5	42	95	27	32
1216432	R1A25M952Y-1426	22	7/8	1 3/16-12	M26x1,5	44	97	27	36
1213162	R1A25M952Y-1627	25	1	1 5/16-12	M27x1,5	46	105	33	32
1213163	R1A25M952Y-1633	25	1	1 5/16-12	M33x1,5	46	105	33	41
1213164	R1A25M952Y-2042	30-32	1 1/4	1 5/8-12	M42x2	52	124	41	50
1213165	R1A25M952Y-2448	38	1 1/2	1 7/8-12	M48x1,5	59	141	48	55

// R1A25MT52Q

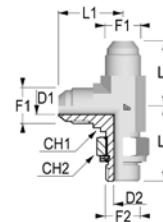
Branch Tee Adjustable Elbow Connector
JIC Male - Metric Male
with O-Ring and Retaining Ring



Item Code	Part Number	OD mm	OD in	F1	F2	L1 mm	L2 mm	CH1 mm	CH2 mm
1211640	R1A25MT52Q-0410	6	1/4	7/16-20	M10x1,0	22,5	27,5	12	14
1212815	R1A25MT52Q-0412	6	1/4	7/16-20	M12x1,5	27	31,5	14	17
1212816	R1A25MT52Q-0510	8	5/16	1/2-20	M10x1,0	24	27,5	14	14
1210706	R1A25MT52Q-0512	8	5/16	1/2-20	M12x1,5	27	31,5	14	17
1212817	R1A25MT52Q-0514	8	5/16	1/2-20	M14x1,5	27	32,5	14	19
1207324	R1A25MT52Q-0614	10	3/8	9/16-18	M14x1,5	27	32,5	14	19
1212818	R1A25MT52Q-0616	10	3/8	9/16-18	M16x1,5	28,5	36,5	17	22
1210707	R1A25MT52Q-0816	12	1/2	3/4-16	M16x1,5	31,5	36,5	19	22
1212819	R1A25MT52Q-0818	12	1/2	3/4-16	M18x1,5	31,5	39,5	19	24
1212820	R1A25MT52Q-1020	14-16	5/8	7/8-14	M20x1,5	36,5	43	22	27
1211641	R1A25MT52Q-1022	14-16	5/8	7/8-14	M22x1,5	36,5	43	22	27
1212821	R1A25MT52Q-1222	18-20	3/4	1 1/16-12	M22x1,5	42	45,5	27	27
1211642	R1A25MT52Q-1227	18-20	3/4	1 1/16-12	M27x1,5	42	51,5	27	32
1216493	R1A25MT52Q-1426	22	7/8	1 3/16-12	M26x1,5	44	50,5	27	36
1212822	R1A25MT52Q-1627	25	1	1 5/16-12	M27x1,5	46	55	33	32
1211643	R1A25MT52Q-1633	25	1	1 5/16-12	M33x1,5	46	55	33	41
1211644	R1A25MT52Q-2042	30-32	1 1/4	1 5/8-12	M42x2	52	60	41	50
1211645	R1A25MT52Q-2448	38	1 1/2	1 7/8-12	M48x1,5	59	67	48	55

// R1A25ML52Q

Run Tee Adjustable Elbow Connector
JIC Male - Metric Male
with O-Ring and Retaining Ring



Item Code	Part Number	OD mm	OD in	F1	F2	L1 mm	L2 mm	CH1 mm	CH2 mm
1210699	R1A25ML52Q-0410	6	1/4	7/16-20	M10x1,0	22,5	27,5	12	14
1212753	R1A25ML52Q-0412	6	1/4	7/16-20	M12x1,5	27	31,5	14	17
1212754	R1A25ML52Q-0510	8	5/16	1/2-20	M10x1,0	24	27,5	14	14
1211626	R1A25ML52Q-0512	8	5/16	1/2-20	M12x1,5	27	31,5	14	17
1212755	R1A25ML52Q-0514	8	5/16	1/2-20	M14x1,5	27	32,5	14	19
1207303	R1A25ML52Q-0614	10	3/8	9/16-18	M14x1,5	27	32,5	14	19
1212756	R1A25ML52Q-0616	10	3/8	9/16-18	M16x1,5	28,5	36,5	17	22
1207302	R1A25ML52Q-0816	12	1/2	3/4-16	M16x1,5	31,5	36,5	19	22
1212757	R1A25ML52Q-0818	12	1/2	3/4-16	M18x1,5	31,5	39,5	19	24
1212758	R1A25ML52Q-1018	14-16	5/8	7/8-14	M18x1,5	36,5	41,5	22	24
1212759	R1A25ML52Q-1020	14-16	5/8	7/8-14	M20x1,5	36,5	43	22	27
1210700	R1A25ML52Q-1022	14-16	5/8	7/8-14	M22x1,5	36,5	43	22	27
1212760	R1A25ML52Q-1222	18-20	3/4	1 1/16-12	M22x1,5	42	45,5	27	27
1211627	R1A25ML52Q-1227	18-20	3/4	1 1/16-12	M27x1,5	42	51,5	27	32
1216448	R1A25ML52Q-1426	22	7/8	1 3/16-12	M26x1,5	44	50,5	27	36
1212761	R1A25ML52Q-1627	25	1	1 5/16-12	M27x1,5	46	55	33	32
1211628	R1A25ML52Q-1633	25	1	1 5/16-12	M33x1,5	46	55	33	41
1211629	R1A25ML52Q-2042	30-32	1 1/4	1 5/8-12	M42x2	52	60	41	50
1211630	R1A25ML52Q-2448	38	1 1/2	1 7/8-12	M48x1,5	59	67	48	55

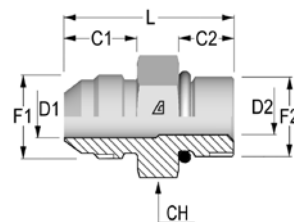
Dimensions shown may be changed without prior notice.

// SAE UNF

// R1A25M1305

Straight Connector

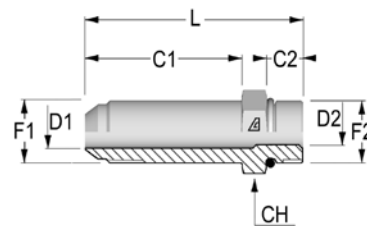
JIC Male - SAE UNF/UN Male with O-Ring



Item Code	Part Number	OD mm	OD in	F1	F2	L mm	C1 mm	C2 mm	CH mm
1207370	R1A25M1305-0404	6	1/4	7/16-20	7/16-20	31	14	9	14
1207371	R1A25M1305-0405	6	1/4	7/16-20	1/2-20	31	14	9	16
1207630	R1A25M1305-0406	6	1/4	7/16-20	9/16-18	32,5	14	10	17
1207372	R1A25M1305-0505	8	5/16	1/2-20	1/2-20	31	14	9	17
1208278	R1A25M1305-0604	10	3/8	9/16-18	7/16-20	32	14	9	17
1216397	R1A25M1305-0605	10	3/8	9/16-18	1/2-20	32,5	14	9	17
1207373	R1A25M1305-0606	10	3/8	9/16-18	9/16-18	33	14	10	17
1207374	R1A25M1305-0608	10	3/8	9/16-18	3/4-16	35	14	11	22
1207375	R1A25M1305-0808	12	1/2	3/4-16	3/4-16	38	16,5	11	22
1207376	R1A25M1305-0810	12	1/2	3/4-16	7/8-14	40,5	16,5	12,5	27
1207631	R1A25M1305-0812	12	1/2	3/4-16	1 1/16-12	44,5	16,5	15	32
1207632	R1A25M1305-1008	14-16	5/8	7/8-14	3/4-16	41,5	19,5	11	27
1207377	R1A25M1305-1010	14-16	5/8	7/8-14	7/8-14	43	19,5	12,5	27
1207633	R1A25M1305-1012	14-16	5/8	7/8-14	1 1/16-12	47	19,5	15	32
1207378	R1A25M1305-1208	18-20	3/4	1 1/16-12	3/4-16	48,5	22	11	27
1207379	R1A25M1305-1210	18-20	3/4	1 1/16-12	7/8-14	47,5	22	12,5	27
1207380	R1A25M1305-1212	18-20	3/4	1 1/16-12	1 1/16-12	50	22	15	32
1207381	R1A25M1305-1216	18-20	3/4	1 1/16-12	1 5/16-12	50,5	22	15	38
1216398	R1A25M1305-1414	22	7/8	1 3/16-12	1 3/16-12	50,5	22,5	15	36
1207382	R1A25M1305-1612	25	1	1 5/16-12	1 1/16-12	50,5	23	15	36
1207383	R1A25M1305-1616	25	1	1 5/16-12	1 5/16-12	52	23	15	38
1207634	R1A25M1305-1620	25	1	1 5/16-12	1 5/8-12	54	23	15	46
1205938	R1A25M1305-2016	30-32	1 1/4	1 5/8-12	1 5/16-12	55,5	24,5	15	46
1207384	R1A25M1305-2020	30-32	1 1/4	1 5/8-12	1 5/8-12	55	24,5	15	46
1207385	R1A25M1305-2424	38	1 1/2	1 7/8-12	1 5/8-12	60,5	27,5	15	55

// R1A25M130J

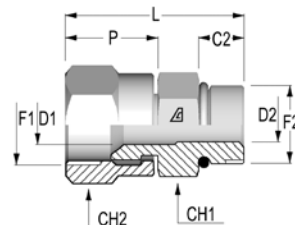
Long Connector
JIC Male - SAE UNF/UN Male with O-Ring



Item Code	Part Number	OD mm	OD in	F1	F2	L mm	C1 mm	C2 mm	CH mm
1212883	R1A25M130J-0404	6	1/4	7/16-20	7/16-20	52,5	35	9	14
1212884	R1A25M130J-0405	6	1/4	7/16-20	1/2-20	52,5	35	9	14
1212885	R1A25M130J-0406	6	1/4	7/16-20	9/16-18	54,5	35	10	16
1212886	R1A25M130J-0505	8	5/16	1/2-20	1/2-20	54,5	37	9	17
1212888	R1A25M130J-0606	10	3/8	9/16-18	9/16-18	58,5	39	10	17
1212889	R1A25M130J-0608	10	3/8	9/16-18	3/4-16	60	39	11	22
1212890	R1A25M130J-0808	12	1/2	3/4-16	3/4-16	68,5	48	11	22
1212891	R1A25M130J-0810	12	1/2	3/4-16	7/8-14	71,5	48	12,5	27
1212892	R1A25M130J-0812	12	1/2	3/4-16	1 1/16-12	76	48	15	32
1212893	R1A25M130J-1008	14-16	5/8	7/8-14	3/4-16	75,5	53	11	22
1212894	R1A25M130J-1010	14-16	5/8	7/8-14	7/8-14	77	53	12,5	27
1212895	R1A25M130J-1012	14-16	5/8	7/8-14	1 1/16-12	81,5	53	15	27
1212897	R1A25M130J-1210	18-20	3/4	1 1/16-12	7/8-14	88	63	12,5	27
1212898	R1A25M130J-1212	18-20	3/4	1 1/16-12	1 1/16-12	91,5	63	15	32
1212899	R1A25M130J-1216	18-20	3/4	1 1/16-12	1 5/16-12	92,5	63	15	41
1216400	R1A25M130J-1414	22	7/8	1 3/16-12	1 3/16-12	96,5	68	15	32
1212900	R1A25M130J-1612	25	1	1 5/16-12	1 1/16-12	100	72	15	32
1212901	R1A25M130J-1616	25	1	1 5/16-12	1 5/16-12	101	72	15	41
1212903	R1A25M130J-2020	30-32	1 1/4	1 5/8-12	1 5/8-12	119	88	15	46
1212904	R1A25M130J-2424	38	1 1/2	1 7/8-12	1 5/8-12	131	98	15	50

// R1A2511305

Straight Connector
JIC Female - SAE UNF/UN Male with O-Ring

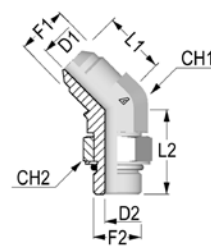


Item Code	Part Number	OD mm	OD in	F1	F2	L mm	P mm	C2 mm	CH1 mm	CH2 mm
1207435	R1A2511305-0404	6	1/4	7/16-20	7/16-20	34	8,3	9	14	16
1213175	R1A2511305-0405	6	1/4	7/16-20	1/2-20	34	8,3	9	14	16
1213176	R1A2511305-0406	6	1/4	7/16-20	9/16-18	35	8,3	10	16	16
1207436	R1A2511305-0505	8	5/16	1/2-20	1/2-20	35,5	9	9	17	17
1207437	R1A2511305-0606	10	3/8	9/16-18	9/16-18	37	9	10	17	19
1213177	R1A2511305-0608	10	3/8	9/16-18	3/4-16	40	9	11	22	19
1207438	R1A2511305-0808	12	1/2	3/4-16	3/4-16	43,5	11,5	11	22	25
1213178	R1A2511305-0810	12	1/2	3/4-16	7/8-14	46,5	11,5	12,5	27	25
1213179	R1A2511305-0812	12	1/2	3/4-16	1 1/16-12	49,5	11,5	15	32	25
1213180	R1A2511305-1008	14-16	5/8	7/8-14	3/4-16	46,5	12,5	11	22	27
1207439	R1A2511305-1010	14-16	5/8	7/8-14	7/8-14	49,5	12,5	12,5	27	27
1213181	R1A2511305-1012	14-16	5/8	7/8-14	1 1/16-12	52,5	12,5	15	27	27
1213183	R1A2511305-1210	18-20	3/4	1 1/16-12	7/8-14	51	13	12,5	27	32
1207440	R1A2511305-1212	18-20	3/4	1 1/16-12	1 1/16-12	54	13	15	32	32
1213184	R1A2511305-1216	18-20	3/4	1 1/16-12	1 5/16-12	54	13	15	41	32
1216346	R1A2511305-1414	22	7/8	1 3/16-12	1 3/16-12	54,1	12,4	15	32	36
1213185	R1A2511305-1612	25	1	1 5/16-12	1 1/16-12	57	14,5	15	32	38
1207441	R1A2511305-1616	25	1	1 5/16-12	1 5/16-12	57	14,5	15	41	38
1211754	R1A2521305-2020	30-32	1 1/4	1 5/8-12	1 5/8-12	62	16,1	15	46	50
1213208	R1A2521305-2424	38	1 1/2	1 7/8-12	1 5/8-12	67	18,4	15	50	55

Dimensions shown may be changed without prior notice.

// R1A25M4305

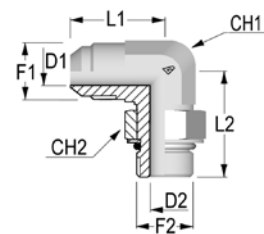
45° Adjustable Elbow Connector
JIC Male - SAE UNF/UN Male with O-Ring



Item Code	Part Number	OD mm	OD in	F1	F2	L1 mm	L2 mm	CH1 mm	CH2 mm
1210708	R1A25M4305-0404	6	1/4	7/16-20	7/16-20	18,5	26,5	12	16
1212979	R1A25M4305-0405	6	1/4	7/16-20	1/2-20	21	26,5	14	17
1207335	R1A25M4305-0505	8	5/16	1/2-20	1/2-20	21	26,5	14	17
1207336	R1A25M4305-0606	10	3/8	9/16-18	9/16-18	19,5	26,5	14	19
1212980	R1A25M4305-0608	10	3/8	9/16-18	3/4-16	22,5	38	19	24
1207337	R1A25M4305-0808	12	1/2	3/4-16	3/4-16	25	33	19	24
1212981	R1A25M4305-0810	12	1/2	3/4-16	7/8-14	27,5	42,5	22	27
1212982	R1A25M4305-1008	14-16	5/8	7/8-14	3/4-16	28	37	22	24
1207338	R1A25M4305-1010	14-16	5/8	7/8-14	7/8-14	28	38,5	22	27
1216413	R1A25M4305-1012	14-16	5/8	7/8-14	1 1/16-12	28,5	44	27	32
1212983	R1A25M4305-1208	18-20	3/4	1 1/16-12	3/4-16	32,5	37,5	27	24
1211710	R1A25M4305-1210	18-20	3/4	1 1/16-12	7/8-14	32,5	40,5	27	27
1207339	R1A25M4305-1212	18-20	3/4	1 1/16-12	1 1/16-12	32,5	44	27	32
1212984	R1A25M4305-1216	18-20	3/4	1 1/16-12	1 5/16-12	32,5	47	33	41
1212985	R1A25M4305-1414	22	7/8	1 3/16-12	1 3/16-12	37	47	33	38
1212986	R1A25M4305-1612	25	1	1 5/16-12	1 1/16-12	37,5	44	33	32
1207340	R1A25M4305-1616	25	1	1 5/16-12	1 5/16-12	37,5	47	33	41
1212987	R1A25M4305-1620	25	1	1 5/16-12	1 5/8-12	40	48,5	41	50
1211711	R1A25M4305-2020	30-32	1 1/4	1 5/8-12	1 5/8-12	40,5	48,5	41	50
1211712	R1A25M4305-2424	38	1 1/2	1 7/8-12	1 7/8-12	45	48,5	48	55

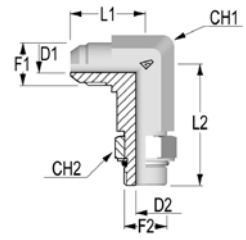
// R1A25M9305

90° Adjustable Elbow Connector
 JIC Male - SAE UNF/UN Male with O-Ring



Item Code	Part Number	OD mm	OD in	F1	F2	L1 mm	L2 mm	CH1 mm	CH2 mm
1207256	R1A25M9305-0404	6	1/4	7/16-20	7/16-20	22,5	26	12	16
1207640	R1A25M9305-0405	6	1/4	7/16-20	1/2-20	24	27,5	14	17
1213077	R1A25M9305-0406	6	1/4	7/16-20	9/16-18	27	31,5	14	19
1207257	R1A25M9305-0505	8	5/16	1/2-20	1/2-20	24	27,5	14	17
1207258	R1A25M9305-0606	10	3/8	9/16-18	9/16-18	27	31,5	14	19
1207641	R1A25M9305-0608	10	3/8	9/16-18	3/4-16	28,5	36,5	19	24
1216429	R1A25M9305-0610	10	3/8	9/16-18	7/8-14	31	43,5	22	27
1207259	R1A25M9305-0808	12	1/2	3/4-16	3/4-16	31,5	36,5	19	24
1207642	R1A25M9305-0810	12	1/2	3/4-16	7/8-14	34	43	22	27
1213079	R1A25M9305-0812	12	1/2	3/4-16	1 1/16-12	37	49	27	32
1207643	R1A25M9305-1008	14-16	5/8	7/8-14	3/4-16	36,5	39,5	22	24
1207260	R1A25M9305-1010	14-16	5/8	7/8-14	7/8-14	36,5	43	22	27
1213080	R1A25M9305-1012	14-16	5/8	7/8-14	1 1/16-12	39,5	49	27	32
1213081	R1A25M9305-1208	18-20	3/4	1 1/16-12	3/4-16	42	42	27	24
1207261	R1A25M9305-1210	18-20	3/4	1 1/16-12	7/8-14	42	45,5	27	27
1207262	R1A25M9305-1212	18-20	3/4	1 1/16-12	1 1/16-12	42	49	27	32
1213082	R1A25M9305-1216	18-20	3/4	1 1/16-12	1 5/16-12	44,5	52	33	41
1213083	R1A25M9305-1414	22	7/8	1 3/16-12	1 3/16-12	44	50,5	33	38
1207263	R1A25M9305-1612	25	1	1 5/16-12	1 1/16-12	46	52	33	32
1207264	R1A25M9305-1616	25	1	1 5/16-12	1 5/16-12	46	54,6	33	41
1213084	R1A25M9305-1620	25	1	1 5/16-12	1 5/8-12	51	57	41	50
1207265	R1A25M9305-2020	30-32	1 1/4	1 5/8-12	1 5/8-12	52	57	41	50
1211738	R1A25M9305-2424	38	1 1/2	1 7/8-12	1 7/8-12	59	61	48	55

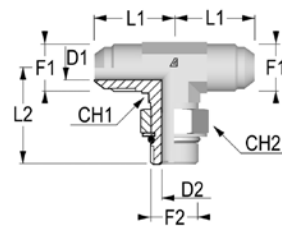
Dimensions shown may be changed without prior notice.

// R1A25M930J**90° Adjustable Long Elbow Connector
JIC Male - SAE UNF/UN Male with O-Ring**

Item Code	Part Number	OD mm	OD in	F1	F2	L1 mm	L2 mm	CH1 mm	CH2 mm
1213056	R1A25M930J-0404	6	1/4	7/16-20	7/16-20	22,5	46	12	16
1213057	R1A25M930J-0405	6	1/4	7/16-20	1/2-20	24	49,5	14	17
1213058	R1A25M930J-0406	6	1/4	7/16-20	9/16-18	27	56,5	14	19
1213059	R1A25M930J-0505	8	5/16	1/2-20	1/2-20	24	49,5	14	17
1213060	R1A25M930J-0606	10	3/8	9/16-18	9/16-18	27	56,5	14	19
1213061	R1A25M930J-0608	10	3/8	9/16-18	3/4-16	28,5	67	19	24
1213062	R1A25M930J-0808	12	1/2	3/4-16	3/4-16	31,5	67	19	24
1213063	R1A25M930J-0810	12	1/2	3/4-16	7/8-14	34	78	22	27
1213064	R1A25M930J-0812	12	1/2	3/4-16	1 1/16-12	37	92	27	32
1213065	R1A25M930J-1008	14-16	5/8	7/8-14	3/4-16	36,5	75	22	24
1213066	R1A25M930J-1010	14-16	5/8	7/8-14	7/8-14	36,5	78	22	27
1213067	R1A25M930J-1012	14-16	5/8	7/8-14	1 1/16-12	39,5	92	27	32
1213068	R1A25M930J-1208	18-20	3/4	1 1/16-12	3/4-16	42	85	27	24
1213069	R1A25M930J-1210	18-20	3/4	1 1/16-12	7/8-14	42	88	27	27
1213070	R1A25M930J-1212	18-20	3/4	1 1/16-12	1 1/16-12	42	92	27	32
1213071	R1A25M930J-1216	18-20	3/4	1 1/16-12	1 5/16-12	44,5	105	33	41
1216431	R1A25M930J-1414	22	7/8	1 3/16-12	1 3/16-12	44	92	33	38
1213072	R1A25M930J-1612	25	1	1 5/16-12	1 1/16-12	46	105	33	32
1213073	R1A25M930J-1616	25	1	1 5/16-12	1 5/16-12	46	105	33	41
1213074	R1A25M930J-1620	25	1	1 5/16-12	1 5/8-12	51	124	41	50
1213075	R1A25M930J-2020	30-32	1 1/4	1 5/8-12	1 5/8-12	52	124	41	50
1213076	R1A25M930J-2424	38	1 1/2	1 7/8-12	1 7/8-12	59	135	48	55

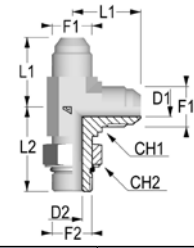
// R1A25MT305

Branch Tee Adjustable Elbow Connector
JIC Male - SAE UNF/UN Male with O-Ring



Item Code	Part Number	OD mm	OD in	F1	F2	L1 mm	L2 mm	CH1 mm	CH2 mm
1210702	R1A25MT305-0404	6	1/4	7/16-20	7/16-20	22,5	26	12	16
1212777	R1A25MT305-0405	6	1/4	7/16-20	1/2-20	24	27,5	14	17
1212778	R1A25MT305-0406	6	1/4	7/16-20	9/16-18	27	31,5	14	19
1210703	R1A25MT305-0505	8	5/16	1/2-20	1/2-20	24	27,5	14	17
1207321	R1A25MT305-0606	10	3/8	9/16-18	9/16-18	27	31,5	14	19
1212779	R1A25MT305-0608	10	3/8	9/16-18	3/4-16	28,5	36,5	19	24
1212779	R1A25MT305-0610	10	3/8	9/16-18	7/8-14	31	43,5	22	27
1207322	R1A25MT305-0808	12	1/2	3/4-16	3/4-16	31,5	36,5	19	24
1212780	R1A25MT305-0810	12	1/2	3/4-16	7/8-14	34	43	22	27
1212781	R1A25MT305-0812	12	1/2	3/4-16	1 1/16-12	37	49	27	32
1212782	R1A25MT305-1008	14-16	5/8	7/8-14	3/4-16	36,5	39,5	22	24
1207323	R1A25MT305-1010	14-16	5/8	7/8-14	7/8-14	36,5	43	22	27
1212783	R1A25MT305-1012	14-16	5/8	7/8-14	1 1/16-12	39,5	49	27	32
1212784	R1A25MT305-1208	18-20	3/4	1 1/16-12	3/4-16	42	42	27	24
1212785	R1A25MT305-1210	18-20	3/4	1 1/16-12	7/8-14	42	45,5	27	27
1210704	R1A25MT305-1212	18-20	3/4	1 1/16-12	1 1/16-12	42	49	27	32
1212786	R1A25MT305-1216	18-20	3/4	1 1/16-12	1 5/16-12	44,5	52	33	41
1216491	R1A25MT305-1414	22	7/8	1 3/16-12	1 3/16-12	44	50,5	33	38
1212787	R1A25MT305-1612	25	1	1 5/16-12	1 1/16-12	46	52	33	32
1210705	R1A25MT305-1616	25	1	1 5/16-12	1 5/16-12	46	54,6	33	41
1212788	R1A25MT305-1620	25	1	1 5/16-12	1 5/8-12	51	57	41	50
1212789	R1A25MT305-2020	30-32	1 1/4	1 5/8-12	1 5/8-12	52	57	41	50
1212790	R1A25MT305-2424	38	1 1/2	1 7/8-12	1 7/8-12	59	61	48	55

Dimensions shown may be changed without prior notice.

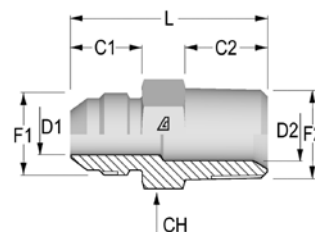
// R1A25ML305**Run Tee Adjustable Elbow Connector
JIC Male - SAE UNF/UN Male with O-Ring**

Item Code	Part Number	OD mm	OD in	F1	F2	L1 mm	L2 mm	CH1 mm	CH2 mm
1210695	R1A25ML305-0404	6	1/4	7/16-20	7/16-20	22,5	26	12	16
1212716	R1A25ML305-0405	6	1/4	7/16-20	1/2-20	24	27,5	14	17
1212717	R1A25ML305-0406	6	1/4	7/16-20	9/16-18	27	31,5	14	19
1210696	R1A25ML305-0505	8	5/16	1/2-20	1/2-20	24	27,5	14	17
1207300	R1A25ML305-0606	10	3/8	9/16-18	9/16-18	27	31,5	14	19
1212718	R1A25ML305-0608	10	3/8	9/16-18	3/4-16	28,5	36,5	19	24
1210697	R1A25ML305-0808	12	1/2	3/4-16	3/4-16	31,5	36,5	19	24
1212719	R1A25ML305-0810	12	1/2	3/4-16	7/8-14	34	43	22	27
1212720	R1A25ML305-0812	12	1/2	3/4-16	1 1/16-12	37	49	27	32
1212721	R1A25ML305-1008	14-16	5/8	7/8-14	3/4-16	36,5	39,5	22	24
1210698	R1A25ML305-1010	14-16	5/8	7/8-14	7/8-14	36,5	43	22	27
1212722	R1A25ML305-1012	14-16	5/8	7/8-14	1 1/16-12	39,5	49	27	32
1212723	R1A25ML305-1208	18-20	3/4	1 1/16-12	3/4-16	42	42	27	24
1212724	R1A25ML305-1210	18-20	3/4	1 1/16-12	7/8-14	42	45,5	27	27
1207301	R1A25ML305-1212	18-20	3/4	1 1/16-12	1 1/16-12	42	49	27	32
1212725	R1A25ML305-1216	18-20	3/4	1 1/16-12	1 5/16-12	44,5	52	33	41
1212726	R1A25ML305-1612	25	1	1 5/16-12	1 1/16-12	46	52	33	32
1211624	R1A25ML305-1616	25	1	1 5/16-12	1 5/16-12	46	54,6	33	41
1212727	R1A25ML305-1620	25	1	1 5/16-12	1 5/8-12	51	57	41	50
1211625	R1A25ML305-2020	30-32	1 1/4	1 5/8-12	1 5/8-12	52	57	41	50
1212728	R1A25ML305-2424	38	1 1/2	1 7/8-12	1 7/8-12	59	61	48	55

// NPTF

// R1A25M128M

Straight Connector
JIC-NPTF Male

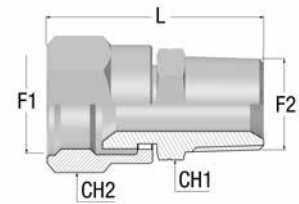


Item Code	Part Number	OD mm	OD in	F1	F2	L mm	C1 mm	C2 mm	CH mm
1203679	R1A25M128M-0402	6	1/4	7/16-20	1/8-27	31	14	10	14
1203678	R1A25M128M-0404	6	1/4	7/16-20	1/4-18	36	14	14,5	14
1203621	R1A25M128M-0502	8	5/16	1/2-20	1/8-27	31	14	10	14
1203620	R1A25M128M-0504	8	5/16	1/2-20	1/4-18	36	14	14,5	14
1203704	R1A25M128M-0602	10	3/8	9/16-18	1/8-27	32	14	10	17
1203703	R1A25M128M-0604	10	3/8	9/16-18	1/4-18	36,5	14	14,5	17
1203705	R1A25M128M-0606	10	3/8	9/16-18	3/8-18	36,5	14	14,5	19
1203702	R1A25M128M-0608	10	3/8	9/16-18	1/2-14	43	14	19	22
1203659	R1A25M128M-0804	12	1/2	3/4-16	1/4-18	39	17	14,5	19
1203661	R1A25M128M-0806	12	1/2	3/4-16	3/8-18	39	17	14,5	19
1203658	R1A25M128M-0808	12	1/2	3/4-16	1/2-14	44,5	17	19	22
1203660	R1A25M128M-0812	12	1/2	3/4-16	3/4-14	47	17	19	27
1212881	R1A25M128M-1004	14-16	5/8	7/8-14	1/4-18	43	19,5	14,5	24
1203691	R1A25M128M-1006	14-16	5/8	7/8-14	3/8-18	43,5	19,5	14,5	24
1203689	R1A25M128M-1008	14-16	5/8	7/8-14	1/2-14	47	19,5	19	24
1203690	R1A25M128M-1012	14-16	5/8	7/8-14	3/4-14	49,5	19,5	19	27
1203608	R1A25M128M-1208	18-20	3/4	1 1/16-12	1/2-14	51,5	22	19	27
1203609	R1A25M128M-1212	18-20	3/4	1 1/16-12	3/4-14	52,5	22	19	27
1203607	R1A25M128M-1216	18-20	3/4	1 1/16-12	1-11	57	22	24	36
1216396	R1A25M128M-1412	22	7/8	1 3/16-12	3/4-14	53	22,5	19	30
1203633	R1A25M128M-1612	25	1	1 5/16-12	3/4-14	53,5	23	19	36
1203631	R1A25M128M-1616	25	1	1 5/16-12	1-11	58,5	23	24	36
1203642	R1A25M128M-2016	30-32	1 1/4	1 5/8-12	1-11	61,5	24,5	24	46
1203643	R1A25M128M-2020	30-32	1 1/4	1 5/8-12	1 1/4-11	62,5	24,5	24,5	46
1212882	R1A25M128M-2420	38	1 1/2	1 7/8-12	1 1/4-11	67,5	27,5	24,5	50
1203649	R1A25M128M-2424	38	1 1/2	1 7/8-12	1 1/2-11	68	27,5	25,5	50

Dimensions shown may be changed without prior notice.

// R1A251128M

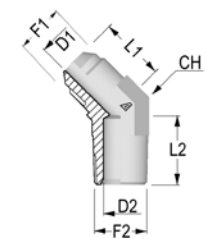
Straight Connector
JIC Female - NPTF Male



Item Code	Part Number	OD mm	OD in	F1	F2	L mm	CH1 mm	CH2 mm
1210848	R1A251128M-0402	6	1/4	7/16-20	1/8-27	34,2	16	14
1207618	R1A251128M-0404	6	1/4	7/16-20	1/4-18	39,2	16	14
1213170	R1A251128M-0502	8	5/16	1/2-20	1/8-27	35,5	17	14
1207619	R1A251128M-0504	8	5/16	1/2-20	1/4-18	41	17	17
1213171	R1A251128M-0602	10	3/8	9/16-18	1/8-27	37	19	19
1207620	R1A251128M-0604	10	3/8	9/16-18	1/4-18	41	19	17
1207621	R1A251128M-0606	10	3/8	9/16-18	3/8-18	41,5	19	19
1213173	R1A251128M-0804	12	1/2	3/4-16	1/4-18	44	25	19
1207622	R1A251128M-0806	12	1/2	3/4-16	3/8-18	43,2	25	19
1207624	R1A251128M-1008	14-16	5/8	7/8-14	1/2-14	50,2	27	24
1213174	R1A251128M-1012	14-16	5/8	7/8-14	3/4-14	52,5	27	30
1207625	R1A251128M-1208	18-20	3/4	1 1/16-12	1/2-14	54,3	32	27
1207626	R1A251128M-1212	18-20	3/4	1 1/16-12	3/4-14	55,3	32	30
1216345	R1A251128M-1412	22	7/8	1 3/16-12	3/4-14	55,2	36	30
1207627	R1A251128M-1612	25	1	1 5/16-12	3/4-14	58,6	38	32
1207628	R1A251128M-1616	25	1	1 5/16-12	1-11	64	38	36
1213206	R1A252128M-2020	30-32	1 1/4	1 5/8-12	1 1/4-11	69,4	50	46

// R1A25M428M

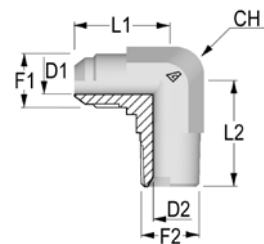
45° Elbow Connector
JIC-NPTF Male



Item Code	Part Number	OD mm	OD in	F1	F2	L1 mm	L2 mm	CH mm
1203920	R1A25M428M-0402	6	1/4	7/16-20	1/8-27	18	16	12
1203919	R1A25M428M-0404	6	1/4	7/16-20	1/4-18	21	21,5	14
1210674	R1A25M428M-0504	8	5/16	1/2-20	1/4-18	21	21,5	14
1203925	R1A25M428M-0604	10	3/8	9/16-18	1/4-18	21	21,5	14
1203927	R1A25M428M-0606	10	3/8	9/16-18	3/8-18	22	24	19
1203916	R1A25M428M-0806	12	1/2	3/4-16	3/8-18	25	24	19
1203915	R1A25M428M-0808	12	1/2	3/4-16	1/2-14	25,5	29,5	22
1212975	R1A25M428M-1006	14-16	5/8	7/8-14	3/8-18	28	24,5	22
1203923	R1A25M428M-1008	14-16	5/8	7/8-14	1/2-14	28	29,5	22
1212976	R1A25M428M-1012	14-16	5/8	7/8-14	3/4-14	30	30,5	27
1203907	R1A25M428M-1208	18-20	3/4	1 1/16-12	1/2-14	32,5	30,5	27
1203908	R1A25M428M-1212	18-20	3/4	1 1/16-12	3/4-14	32,5	30,5	27
1203913	R1A25M428M-1616	25	1	1 5/16-12	1-11	37	37,5	33

// R1A25M928M

90° Elbow Connector
JIC-NPTF Male



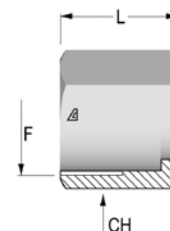
Item Code	Part Number	OD mm	OD in	F1	F2	L1 mm	L2 mm	CH mm
1203872	R1A25M928M-0402	6	1/4	7/16-20	1/8-27	22,5	19,5	12
1203871	R1A25M928M-0404	6	1/4	7/16-20	1/4-18	27	27,5	14
1203838	R1A25M928M-0502	8	5/16	1/2-20	1/8-27	24	19,5	14
1203837	R1A25M928M-0504	8	5/16	1/2-20	1/4-18	27	27,5	14
1203889	R1A25M928M-0604	10	3/8	9/16-18	1/4-18	27	27,5	14
1203891	R1A25M928M-0606	10	3/8	9/16-18	3/8-18	28,5	31	19
1203888	R1A25M928M-0608	10	3/8	9/16-18	1/2-14	31	37	22
1203861	R1A25M928M-0806	12	1/2	3/4-16	3/8-18	31,5	31	19
1203858	R1A25M928M-0808	12	1/2	3/4-16	1/2-14	34	37	22
1203860	R1A25M928M-0812	12	1/2	3/4-16	3/4-14	37	40,5	27
1203878	R1A25M928M-1008	14-16	5/8	7/8-14	1/2-14	36,5	37	22
1203879	R1A25M928M-1012	14-16	5/8	7/8-14	3/4-14	39,5	40,5	27
1203831	R1A25M928M-1208	18-20	3/4	1 1/16-12	1/2-14	42	40,5	27
1203832	R1A25M928M-1212	18-20	3/4	1 1/16-12	3/4-14	42	40,5	27
1203843	R1A25M928M-1616	25	1	1 5/16-12	1-11	46	50	33
1203851	R1A25M928M-2016	30-32	1 1/4	1 5/8-12	1-11	52	59	41
1203852	R1A25M928M-2020	30-32	1 1/4	1 5/8-12	1 1/4-11	52	60	41

Dimensions shown may be changed without prior notice.

// ACCESSORIES

// R1A25D0000

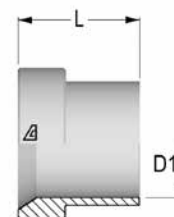
Nut JIC



Item Code	Part Number	OD mm	OD in	F	L mm	CH mm
1208046	RXA25D0000-0400	6	1/4	7/16-20	17	14
1208047	RXA25D0000-0500	8	5/16	1/2-20	19,5	17
1207580	RXA25D0000-0600	10	3/8	9/16-18	20,5	19
1208048	RXA25D0000-0800	12	1/2	3/4-16	24	22
1208049	RXA25D0000-1000	14-16	3/8	7/8-14	27	27
1208050	RXA25D0000-1200	18	3/4	1 1/16-12	31,5	32
1203514	RXA25D0000-1220	20	3/4	1 1/16-12	32	36
1208051	RXA25D0000-1600	25	1	1 5/16-12	35,5	50
1208052	RXA25D0000-2000	30-32	1 1/4	1 5/8-12	43	60
1208053	RXA25D0000-2400	38	1 1/2	1 7/8-12	36	57

// R1A25R0000

Sleeve JIC

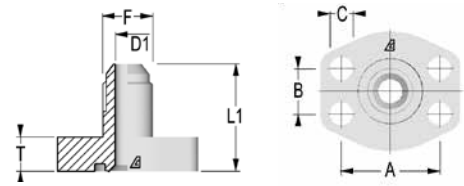


Item Code	Part Number	OD mm	OD in	L mm
1203725	R1A25R0000-0406	6	1/4	10,5
1203719	R1A25R0000-0508	8	5/16	11,5
1203729	R1A25R0000-0610	10	3/8	12,5
1203724	R1A25R0000-0812	12	1/2	14,5
1203726	R1A25R0000-1014	14	5/8	16,5
1203727	R1A25R0000-1015	15	5/8	16,5
1203728	R1A25R0000-1016	16	5/8	16,5
1203717	R1A25R0000-1218	18	3/4	17
1203718	R1A25R0000-1220	20	3/4	17
1216495	R1A25R0000-1422	22	7/8	19
1203720	R1A25R0000-1625	25	1	19,5
1203721	R1A25R0000-2030	30	1 1/4	23
1203722	R1A25R0000-2032	32	1 1/4	23
1203723	R1A25R0000-2438	38	1 1/2	28,5

// FLANGES

// R1A25M133W

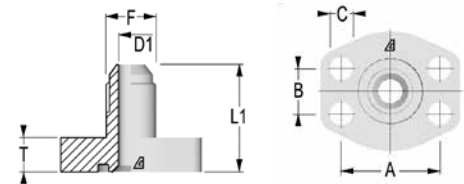
Straight Flange SAE J518 Code 61-JIC
Low Pressure



Item Code	Part Number	OD mm	OD in	F1	Flange size	L1 mm	T mm	A mm	B mm	C mm	MAX WP psi
1212906	R1A25M133W-0808	12	1/2	3/4-16	1/2	41	14	38,1	17,5	9	5000
1212907	R1A25M133W-1008	14-16	5/8	7/8-14	1/2	44	14	38,1	17,5	9	5000
1212908	R1A25M133W-1012	14-16	5/8	7/8-14	3/4	47	15	47,63	22,2	11	5000
1212909	R1A25M133W-1208	18-20	3/4	1 1/16-12	1/2	46	14	38,1	17,5	9	5000
1212910	R1A25M133W-1212	18-20	3/4	1 1/16-12	3/4	49	15	47,63	22,2	11	5000
1212911	R1A25M133W-1216	18-20	3/4	1 1/16-12	1	51	17	52,37	26,2	11	5000
1212912	R1A25M133W-1612	25	1	1 5/16-12	3/4	50	15	47,63	22,2	11	5000
1212913	R1A25M133W-1616	25	1	1 5/16-12	1	52	17	52,37	26,2	11	5000
1212914	R1A25M133W-1620	25	1	1 5/16-12	1 1/4	56	21	58,7	30,2	11,5	4000
1212915	R1A25M133W-2016	30-32	1 1/4	1 5/8-12	1	54	17	52,37	26,2	11	5000
1212916	R1A25M133W-2020	30-32	1 1/4	1 5/8-12	1 1/4	58	21	58,37	30,2	11,5	4000
1212917	R1A25M133W-2024	30-32	1 1/4	1 5/8-12	1 1/2	64	24	69,85	35,7	13,5	3000
1212918	R1A25M133W-2420	38	1 1/2	1 7/8-12	1 1/4	61	21	58,37	30,2	11,5	4000
1212919	R1A25M133W-2424	38	1 1/2	1 7/8-12	1 1/2	67	24	69,85	35,7	13,5	3000

// R1A25M136W

Straight Flange SAE J518 Code 62-JIC
High Pressure

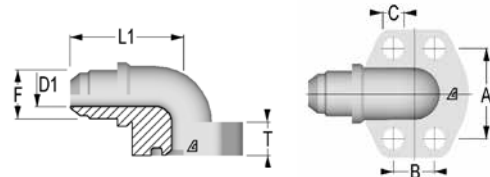


Item Code	Part Number	OD mm	OD in	F1	Flange size	L1 mm	T mm	A mm	B mm	C mm	MAX WP psi
1212920	R1A25M136W-0808	12	1/2	3/4-16	1/2	42	15	40,49	18,2	9	6000
1212921	R1A25M136W-1008	14-16	5/8	7/8-14	1/2	45	15	40,49	18,2	9	6000
1212922	R1A25M136W-1012	14-16	5/8	7/8-14	3/4	49	17	50,8	23,8	11	6000
1212923	R1A25M136W-1208	18-20	3/4	1 1/16-12	1/2	47	15	40,49	18,2	9	6000
1212924	R1A25M136W-1212	18-20	3/4	1 1/16-12	3/4	51	17	50,8	23,8	11	6000
1212925	R1A25M136W-1216	18-20	3/4	1 1/16-12	1	58	21	57,15	27,8	13	6000
1212926	R1A25M136W-1612	25	1	1 5/16-12	3/4	52	17	50,8	23,8	11	6000
1212927	R1A25M136W-1616	25	1	1 5/16-12	1	59	21	57,15	27,8	13	6000
1212928	R1A25M136W-1620	25	1	1 5/16-12	1 1/4	64	24	66,68	31,8	15	6000
1212929	R1A25M136W-2016	30-32	1 1/4	1 5/8-12	1	61	21	57,15	27,8	13	6000
1212930	R1A25M136W-2020	30-32	1 1/4	1 5/8-12	1 1/4	66	24	66,68	31,8	15	6000
1212931	R1A25M136W-2024	30-32	1 1/4	1 5/8-12	1 1/2	70	27	79,38	36,5	17	6000
1212932	R1A25M136W-2420	38	1 1/2	1 7/8-12	1 1/4	69	24	66,68	31,8	15	6000
1212933	R1A25M136W-2424	38	1 1/2	1 7/8-12	1 1/2	73	27	79,38	36,5	17	6000

Dimensions shown may be changed without prior notice.

// R1A25M933W

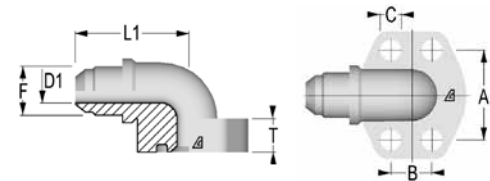
90° Flange SAE J518 Code 61-JIC
Low Pressure



Item Code	Part Number	OD mm	OD in	F1	Flange size	L1 mm	T mm	A mm	B mm	C mm	MAX WP psi
1213085	R1A25M933W-0808	12	1/2	3/4-16	1/2	40	17	38,1	17,5	9	5000
1213086	R1A25M933W-1008	14-16	5/8	7/8-14	1/2	42	17	38,1	17,5	9	5000
1213087	R1A25M933W-1012	14-16	5/8	7/8-14	3/4	45	20	47,63	22,2	11	5000
1213088	R1A25M933W-1208	18-20	3/4	1 1/16-12	1/2	42	20	38,1	17,5	9	5000
1213089	R1A25M933W-1212	18-20	3/4	1 1/16-12	3/4	47	20	47,63	22,2	11	5000
1213090	R1A25M933W-1216	18-20	3/4	1 1/16-12	1	50	20	52,37	26,2	11	5000
1213091	R1A25M933W-1612	25	1	1 5/16-12	3/4	48	25	47,63	22,2	11	5000
1213092	R1A25M933W-1616	25	1	1 5/16-12	1	51	25	52,37	26,2	11	5000
1213093	R1A25M933W-1620	25	1	1 5/16-12	1 1/4	56	25	58,7	30,2	11,5	4000
1213094	R1A25M933W-2016	30-32	1 1/4	1 5/8-12	1	53	31	52,37	26,2	11	5000
1213095	R1A25M933W-2020	30-32	1 1/4	1 5/8-12	1 1/4	58	31	58,37	30,2	11,5	4000
1213096	R1A25M933W-2024	30-32	1 1/4	1 5/8-12	1 1/2	63	31	69,85	35,7	13,5	4000
1213097	R1A25M933W-2420	38	1 1/2	1 7/8-12	1 1/4	58	37	58,37	30,2	11,5	3000
1213098	R1A25M933W-2424	38	1 1/2	1 7/8-12	1 1/2	66	37	69,85	35,7	13,5	3000

// R1A25M936W

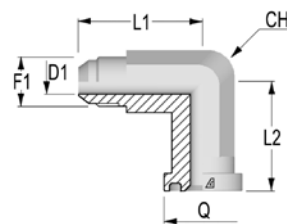
90° Flange SAE J518 Code 62-JIC
High Pressure



Item Code	Part Number	OD mm	OD in	F1	Flange size	L1 mm	T mm	A mm	B mm	C mm	MAX WP psi
1213111	R1A25M936W-0808	12	1/2	3/4-16	1/2	40	17	40,49	18,2	9	6000
1213112	R1A25M936W-1008	14-16	5/8	7/8-14	1/2	42	17	40,49	18,2	9	6000
1213113	R1A25M936W-1012	14-16	5/8	7/8-14	3/4	49	20	50,8	23,8	11	6000
1213114	R1A25M936W-1208	18-20	3/4	1 1/16-12	1/2	42	20	40,49	18,2	9	6000
1213115	R1A25M936W-1212	18-20	3/4	1 1/16-12	3/4	51	20	50,8	23,8	11	6000
1213116	R1A25M936W-1216	18-20	3/4	1 1/16-12	1	55	25	57,15	27,8	13	6000
1213117	R1A25M936W-1612	25	1	1 5/16-12	3/4	52	25	50,8	23,8	11	6000
1213118	R1A25M936W-1616	25	1	1 5/16-12	1	56	25	57,15	27,8	13	6000
1213119	R1A25M936W-1620	25	1	1 5/16-12	1 1/4	56	31	66,68	31,8	15	6000
1213120	R1A25M936W-2016	30-32	1 1/4	1 5/8-12	1	58	31	57,15	27,8	13	6000
1213121	R1A25M936W-2020	30-32	1 1/4	1 5/8-12	1 1/4	63	31	66,68	31,8	15	6000
1213122	R1A25M936W-2024	30-32	1 1/4	1 5/8-12	1 1/2	67	37	79,38	36,5	17	6000
1213123	R1A25M936W-2420	38	1 1/2	1 7/8-12	1 1/4	63	37	66,68	31,8	15	6000
1213124	R1A25M936W-2424	38	1 1/2	1 7/8-12	1 1/2	70	37	79,38	36,5	17	6000

// R1A25M9334

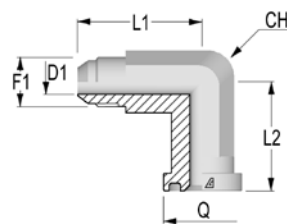
90° Adjustable Split Flange SAE J518 Code 61-JIC
Low Pressure



Item Code	Part Number	OD mm	OD in	F1	Flange size	L1 mm	L2 mm	Q mm	CH mm	MAX WP psi
1213099	R1A25M9334-0808	12	1/2	3/4-16	1/2	48	42	30,2	22	5000
1213100	R1A25M9334-1008	14-16	5/8	7/8-14	1/2	50	44	30,2	22	5000
1213101	R1A25M9334-1012	14-16	5/8	7/8-14	3/4	64	53	38,1	22	5000
1213102	R1A25M9334-1212	18-20	3/4	1 1/16-12	3/4	64	53	38,1	27	5000
1213103	R1A25M9334-1216	18-20	3/4	1 1/16-12	1	65	60	44,5	27	5000
1213104	R1A25M9334-1612	25	1	1 5/16-12	3/4	64	53	38,1	34	5000
1213105	R1A25M9334-1616	25	1	1 5/16-12	1	65	60	44,5	34	5000
1213106	R1A25M9334-1620	25	1	1 5/16-12	1 1/4	64	55	50,8	34	5000
1213107	R1A25M9334-2016	30-32	1 1/4	1 5/8-12	1	65	60	44,5	42	4000
1213108	R1A25M9334-2020	30-32	1 1/4	1 5/8-12	1 1/4	64	55	50,8	42	5000
1213109	R1A25M9334-2024	30-32	1 1/4	1 5/8-12	1 1/2	78	66	60,3	42	4000
1213110	R1A25M9334-2424	38	1 1/2	1 7/8-12	1 1/2	78	66	60,3	50	4000

// R1A25M9364

90° Adjustable Split Flange SAE J518 Code 62-JIC
High Pressure



Item Code	Part Number	OD mm	OD in	F1	Flange size	L1 mm	L2 mm	Q mm	CH mm	MAX WP psi
1213125	R1A25M9364-0808	12	1/2	3/4-16	1/2	49	43	31,8	22	6000
1213126	R1A25M9364-1008	14-16	5/8	7/8-14	1/2	50	44	31,8	22	6000
1213127	R1A25M9364-1012	14-16	5/8	7/8-14	3/4	64	53	41,3	22	6000
1213128	R1A25M9364-1212	18-20	3/4	1 1/16-12	3/4	64	53	41,3	27	6000
1213129	R1A25M9364-1216	18-20	3/4	1 1/16-12	1	65	60	47,6	27	6000
1213130	R1A25M9364-1612	25	1	1 5/16-12	3/4	64	53	41,3	34	6000
1213131	R1A25M9364-1616	25	1	1 5/16-12	1	65	60	47,6	34	6000
1213132	R1A25M9364-1620	25	1	1 5/16-12	1 1/4	64	55	54	34	6000
1213133	R1A25M9364-2016	30-32	1 1/4	1 5/8-12	1	65	60	47,6	42	6000
1213134	R1A25M9364-2020	30-32	1 1/4	1 5/8-12	1 1/4	64	55	54	42	6000
1213135	R1A25M9364-2024	30-32	1 1/4	1 5/8-12	1 1/2	78	66	63,5	42	6000
1213136	R1A25M9364-2424	38	1 1/2	1 7/8-12	1 1/2	78	66	63,5	50	6000



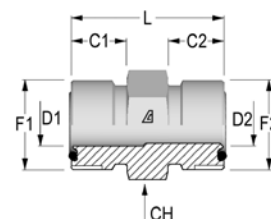
// ORFS ADAPTERS

// MALE UNION	238	// METRIC	249
// MALE / FEMALE UNION	240	// SAE UNF.....	252
// BULKHEAD	242	// ACCESSORIES	257
// PLUG	244	// FLANGES.....	258
// BSPP	245		

// MALE UNION

// R1A2451245

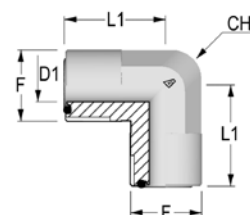
Straight Union
ORFS Male



Item Code	Part Number	OD mm	OD in	F1	F2	L mm	C1 mm	C2 mm	CH mm
1207586	R1A2451245-0404	6	1/4	9/16-18	9/16-18	27	10	10	17
1208173	R1A2451245-0604	8-10	3/8	11/16-16	9/16-18	30	11	10	19
1207587	R1A2451245-0606	8-10	3/8	11/16-16	11/16-16	31	11	11	19
1208174	R1A2451245-0806	12	1/2	13/16-16	11/16-16	33,5	13	11	22
1207579	R1A2451245-0808	12	1/2	13/16-16	13/16-16	35,5	13	13	22
1208175	R1A2451245-1008	14-16	5/8	1-14	13/16-16	40	15,5	13	27
1207588	R1A2451245-1010	14-16	5/8	1-14	1-14	42,5	15,5	15,5	27
1208176	R1A2451245-1210	18-20	3/4	1 3/16-12	1-14	45,5	17	15,5	32
1207589	R1A2451245-1212	18-20	3/4	1 3/16-12	1 3/16-12	47	17	17	32
1208177	R1A2451245-1612	22-25	1	1 7/16-12	1 3/16-12	49,5	17,5	17	41
1207590	R1A2451245-1616	22-25	1	1 7/16-12	1 7/16-12	49,5	17,5	17,5	41
1208179	R1A2451245-2016	28-32	1 1/4	1 11/16-12	1 7/16-12	51,5	17,5	17,5	46
1208180	R1A2451245-2020	28-32	1 1/4	1 11/16-12	1 11/16-12	51,5	17,5	17,5	46
1211533	R1A2451245-2424	35-38	1 1/2	2-12	2-12	53	17,5	17,5	55

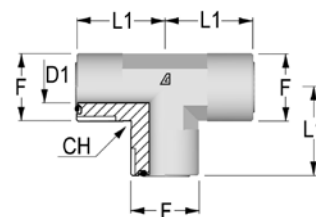
// R1A2459245

90° Union
ORFS Male

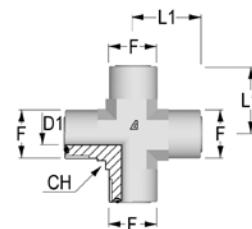


Item Code	Part Number	OD mm	OD in	F	L1 mm	CH mm
1207045	R1A2459245-0404	6	1/4	9/16-18	21,5	14
1208128	R1A2459245-0606	8-10	3/8	11/16-16	25	17
1207578	R1A2459245-0808	12	1/2	13/16-16	28	19
1208129	R1A2459245-1010	14-16	5/8	1-14	33,5	27
1208130	R1A2459245-1212	18-20	3/4	1 3/16-12	37,5	27
1208131	R1A2459245-1616	22-25	1	1 7/16-12	42	36
1208132	R1A2459245-2020	28-32	1 1/4	1 11/16-12	45	41
1211560	R1A2459245-2424	35-38	1 1/2	2-12	49	48

Dimensions shown may be changed without prior notice.

// R1A245T245**Branch Tee Union
ORFS Male**

Item Code	Part Number	OD mm	OD in	F	L1 mm	CH mm
1207600	R1A245T245-0404	6	1/4	9/16-18	21,5	14
1207601	R1A245T245-0606	8-10	3/8	11/16-16	25	17
1207572	R1A245T245-0808	12	1/2	13/16-16	28	19
1207571	R1A245T245-1010	14-16	5/8	1-14	33,5	27
1208205	R1A245T245-1212	18-20	3/4	1 3/16-12	37,5	27
1207602	R1A245T245-1616	22-25	1	1 7/16-12	42	36
1208206	R1A245T245-2020	28-32	1 1/4	1 11/16-12	45	41
1211520	R1A245T245-2424	35-38	1 1/2	2-12	49	48

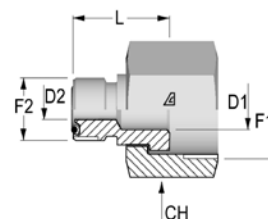
// R1A245X245**Cross Union
ORFS Male**

Item Code	Part Number	OD mm	OD in	F	L1 mm	CH mm
1212531	R1A245X245-0404	6	1/4	9/16-18	21,5	14
1212532	R1A245X245-0606	8-10	3/8	11/16-16	25	17
1212533	R1A245X245-0808	12	1/2	13/16-16	28	19
1212534	R1A245X245-1010	14-16	5/8	1-14	33,5	27
1212535	R1A245X245-1212	18-20	3/4	1 3/16-12	37,5	27
1212536	R1A245X245-1616	22-25	1	1 7/16-12	42	36
1212537	R1A245X245-2020	28-32	1 1/4	1 11/16-12	45	41
1212538	R1A245X245-2424	35-38	1 1/2	2-12	49	48

// MALE / FEMALE UNION

// R1A2431245

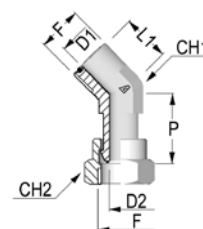
Straight Union
ORFS Female - ORFS Male



Item Code	Part Number	OD mm	OD in	F1	F2	L mm	CH mm
1212498	R1A2411245-0604	8-10	3/8	11/16-16	9/16-18	19,5	22
1208210	R1A2431245-0804	12	1/2-1/4	13/16-16	9/16-18	22	24
1208347	R1A2411245-0806	12	1/2	13/16-16	11/16-16	23	24
1207033	R1A2431245-1004	14-16	5/8	1-14	9/16-18	23	30
1212518	R1A2431245-1006	14-16	5/8	1-14	11/16-16	24	30
1207660	R1A2431245-1008	14-16	5/8	1-14	13/16-16	26	30
1212519	R1A2431245-1204	18-20	3/4	1 3/16-12	9/16-18	25	36
1208211	R1A2431245-1206	18-20	3/4	1 3/16-12	11/16-16	26	36
1208212	R1A2431245-1208	18-20	3/4	1 3/16-12	13/16-16	28	36
1214621	R1A2411245-1210	18-20	3/4	1 3/16-12	1-14	30,5	36
1208213	R1A2431245-1608	22-25	1	1 7/16-12	13/16-16	29,5	41
1207661	R1A2431245-1610	22-25	1	1 7/16-12	1-14	32	41
1212499	R1A2411245-1612	22-25	1	1 7/16-12	1 3/16-12	33,5	41
1208214	R1A2431245-2012	28-32	1 1/4	1 11/16-12	1 3/16-12	33,5	50
1208037	R1A2431245-2016	28-32	1 1/4	1 11/16-12	1 7/16-12	38,5	50
1211497	R1A2431245-2416	35-38	1 1/2	2-12	1 7/16-12	34	60
1211498	R1A2431245-2420	35-38	1 1/2	2-12	1 11/16-12	34	60

// R1A2454241

45° Union
ORFS Male - ORFS Female

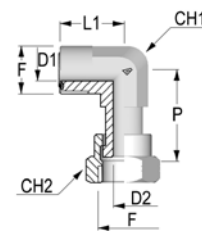


Item Code	Part Number	OD mm	OD in	F	L1 mm	P mm	CH1 mm	CH2 mm
1212613	R1A2454241-0404	6	1/4	9/16-18	16	26,5	14	17
1212614	R1A2454241-0606	8-10	3/8	11/16-16	19	25	17	22
1212615	R1A2454241-0808	12	1/2	13/16-16	20,5	30	19	24
1212616	R1A2454241-1010	14-16	5/8	1-14	23,5	36	27	30
1211542	R1A2454241-1212	18-20	3/4	1 3/16-12	26	41	27	36
1212617	R1A2454241-1616	22-25	1	1 7/16-12	30	45	36	41
1212618	R1A2454241-2020	28-32	1 1/4	1 11/16-12	32	45	41	50
1212619	R1A2454241-2424	35-38	1 1/2	2-12	37	47	48	60

Dimensions shown may be changed without prior notice.

// R1A2459241

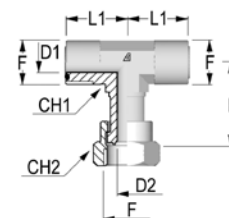
90° Union
ORFS Male - ORFS Female



Item Code	Part Number	OD mm	OD in	F	L1 mm	P mm	CH1 mm	CH2 mm
1208021	R1A2459241-0404	6	1/4	9/16-18	21,5	26,5	14	17
1207593	R1A2459241-0606	8-10	3/8	11/16-16	25	29	17	22
1207569	R1A2459241-0808	12	1/2	13/16-16	28	38	19	24
1206968	R1A2459241-1010	14-16	5/8	1-14	33,5	41,5	27	30
1207594	R1A2459241-1212	18-20	3/4	1 3/16-12	37,5	46,5	27	36
1207595	R1A2459241-1616	22-25	1	1 7/16-12	41,5	53,5	36	41
1208126	R1A2459241-2020	28-32	1 1/4	1 11/16-12	44,5	58	41	50
1211559	R1A2459241-2424	35-38	1 1/2	2-12	49	61	48	60

// R1A245T241

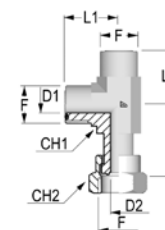
Branch Tee Union
ORFS Male - ORFS Female



Item Code	Part Number	OD mm	OD in	F	L1 mm	P mm	CH1 mm	CH2 mm
1208200	R1A245T241-0404	6	1/4	9/16-18	21,5	26,5	14	17
1208033	R1A245T241-0606	8-10	3/8	11/16-16	25	29	17	22
1207570	R1A245T241-0808	12	1/2	13/16-16	28	38	19	24
1208201	R1A245T241-1010	14-16	5/8	1-14	33,5	41,5	27	30
1208202	R1A245T241-1212	18-20	3/4	1 3/16-12	37,5	46,5	27	36
1208203	R1A245T241-1616	22-25	1	1 7/16-12	41,5	53,5	36	41
1208204	R1A245T241-2020	28-32	1 1/4	1 11/16-12	44,5	58	41	50
1211519	R1A245T241-2424	35-38	1 1/2	2-12	49	61	48	60

// R1A245L241

Run Tee Union
ORFS Male - ORFS Female

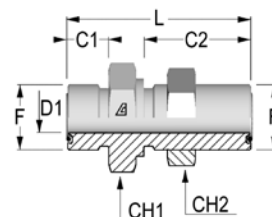


Item Code	Part Number	OD mm	OD in	F	L1 mm	P mm	CH1 mm	CH2 mm
1207597	R1A245L241-0404	6	1/4	9/16-18	21,5	26,5	14	17
1207573	R1A245L241-0606	8-10	3/8	11/16-16	25	29	17	22
1207598	R1A245L241-0808	12	1/2	13/16-16	28	38	19	24
1207032	R1A245L241-1010	14-16	5/8	1-14	33,5	41,5	27	30
1207559	R1A245L241-1212	18-20	3/4	1 3/16-12	37,5	46,5	27	36
1207599	R1A245L241-1616	22-25	1	1 7/16-12	41,5	53,5	36	41
1208209	R1A245L241-2020	28-32	1 1/4	1 11/16-12	44,5	58	41	50
1211508	R1A245L241-2424	35-38	1 1/2	2-12	49	61	48	60

// BULKHEAD

// R1A245124T

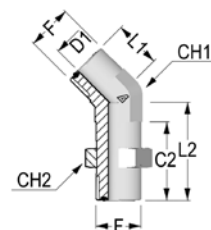
Straight Union
ORFS Bulkhead



Item Code	Part Number	OD mm	OD in	F	L mm	C1 mm	C2 mm	CH1 mm	CH2 mm
1208184	R1A245124T-0404	6	1/4	9/16-18	48	10	31,5	22	22
1207035	R1A245124T-0606	8-10	5/16-3/8	11/16-16	53	11	34	27	27
1208185	R1A245124T-0808	12	1/2	13/16-16	58	13	36,5	30	30
1206967	R1A245124T-1010	14-16	5/8	1-14	66,5	15,5	40,5	36	36
1208187	R1A245124T-1212	18-20	3/4	1 3/16-12	69	17	41,5	41	41
1208188	R1A245124T-1616	22-25	7/8-1	1 7/16-12	70	17,5	42	46	46
1208189	R1A245124T-2020	28-32	1 1/4	1 11/16-12	70	17,5	42	50	50
1211532	R1A245124T-2424	35-38	1 1/2	2-12	70	17,5	42	60	60

// R1A245424T

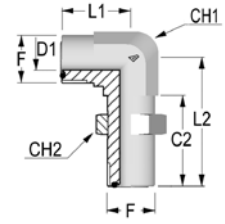
45° Union
ORFS Bulkhead



Item Code	Part Number	OD mm	OD in	F	L1 mm	L2 mm	C2 mm	CH1 mm	CH2 mm
1212605	R1A245424T-0404	6	1/4	9/16-18	16	44	31,5	14	22
1212606	R1A245424T-0606	8-10	3/8	11/16-16	19	48,5	34	17	27
1212607	R1A245424T-0808	12	1/2	13/16-16	20,5	51	36,5	19	30
1212608	R1A245424T-1010	14-16	5/8	1-14	23,5	56,5	40,5	27	36
1212609	R1A245424T-1212	18-20	3/4	1 3/16-12	26	60,5	41,5	27	41
1212610	R1A245424T-1616	22-25	1	1 7/16-12	30	65	42	36	46
1212611	R1A245424T-2020	28-32	1 1/4	1 11/16-12	32	67	42	41	50
1212612	R1A245424T-2424	35-38	1 1/2	2-12	37	67	42	48	60

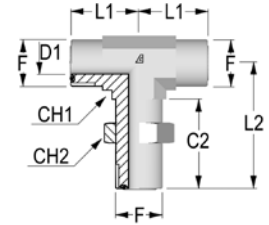
Dimensions shown may be changed without prior notice.

// R1A245924T

90° Union
ORFS Bulkhead

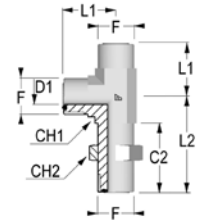
Item Code	Part Number	OD mm	OD in	F	L1 mm	L2 mm	C2 mm	CH1 mm	CH2 mm
1210753	R1A245924T-0404	6	1/4	9/16-18	22,5	47	31,5	14	22
1210754	R1A245924T-0606	8-10	3/8	11/16-16	26	52	34	17	27
1210755	R1A245924T-0808	12	1/2	13/16-16	29	55,5	36,5	19	30
1207560	R1A245924T-1010	14-16	5/8	1-14	34,5	63	40,5	27	36
1208157	R1A245924T-1212	18-20	3/4	1 3/16-12	38,5	67	41,5	27	41
1211557	R1A245924T-1616	22-25	1	1 7/16-12	42,5	71	42	36	46
1208158	R1A245924T-2020	28-32	1 1/4	1 11/16-12	45,5	75,5	42	41	50
1211558	R1A245924T-2424	35-38	1 1/2	2-12	49,5	79,5	42	48	60

// R1A245T24T

Branch Tee Union
ORFS Bulkhead

Item Code	Part Number	OD mm	OD in	F	L1 mm	L2 mm	C2 mm	CH1 mm	CH2 mm
1212524	R1A245T24T-0404	6	1/4	9/16-18	22,5	47	31,5	14	22
1212525	R1A245T24T-0606	8-10	3/8	11/16-16	26	52	34	17	27
1208224	R1A245T24T-0808	12	1/2	13/16-16	29	55,5	36,5	19	30
1212526	R1A245T24T-1010	14-16	5/8	1-14	34,5	63	40,5	27	36
1212527	R1A245T24T-1212	18-20	3/4	1 3/16-12	38,5	67	41,5	27	41
1212528	R1A245T24T-1616	22-25	1	1 7/16-12	42,5	71	42	36	46
1212529	R1A245T24T-2020	28-32	1 1/4	1 11/16-12	45,5	75,5	42	41	50
1212530	R1A245T24T-2424	35-38	1 1/2	2-12	49,5	79,5	42	48	60

// R1A245L24T

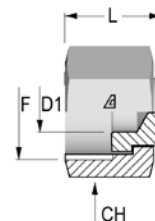
Run Tee Union
ORFS Bulkhead

Item Code	Part Number	OD mm	OD in	F	L1 mm	L2 mm	C2 mm	CH1 mm	CH2 mm
1206966	R1A245L24T-0404	6	1/4	9/16-18	22,5	47	35	14	22
1211502	R1A245L24T-0606	8-10	3/8	11/16-16	26	52	39	17	27
1210797	R1A245L24T-0808	12	1/2	13/16-16	29	55,5	40	19	30
1211503	R1A245L24T-1010	14-16	5/8	1-14	34,5	63	43,5	27	36
1211504	R1A245L24T-1212	18-20	3/4	1 3/16-12	38,5	67	44,5	27	41
1211505	R1A245L24T-1616	22-25	1	1 7/16-12	42,5	71	46	36	46
1211506	R1A245L24T-2020	28-32	1 1/4	1 11/16-12	45,5	75,5	46,5	41	50
1211507	R1A245L24T-2424	35-38	1 1/2	2-12	49,5	79,5	45	48	60

// PLUG

// R1A2431000

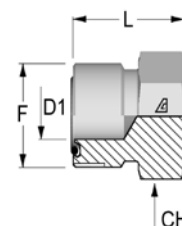
Cap ORFS Female



Item Code	Part Number	OD mm	OD in	F	L mm	CH mm
1207932	R1A2431000-0400	6	1/4	9/16-17	17	17
1207711	R1A2431000-0600	8-10	5/16-3/8	11/16-20	20	22
1207933	R1A2431000-0800	12	1/2	13/16-23	23	24
1208261	R1A2431000-1000	14-16	5/8	1-27	27	30
1208260	R1A2431000-1200	18-20	3/4	1 3/16-30	30	36
1208259	R1A2431000-1600	22-25	7/8-1	1 7/16-31	31	41
1208258	R1A2431000-2000	28-32	1 1/4	1 11/16-31	31	50
1210844	R1A2431000-2400	35-38	1 1/2	2-31	31	57

// R1A2451000

Plug ORFS Male



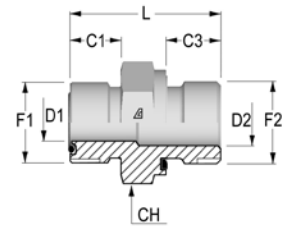
Item Code	Part Number	OD mm	OD in	F	L mm	CH mm
1207934	R1A2451000-0400	6	1/4	9/16-18	16,5	17
1207772	R1A2451000-0600	8-10	5/16-3/8	11/16-16	19	19
1207935	R1A2451000-0800	12	1/2	13/16-16	22	22
1208215	R1A2451000-1000	14-16	5/8	1-14	26	27
1208216	R1A2451000-1200	18-20	3/4	1 3/16-12	27,5	32
1208217	R1A2451000-1600	22-25	7/8-1	1 7/16-12	28	41
1208218	R1A2451000-2000	28-32	1 1/4	1 11/16-12	28	46
1210824	R1A2451000-2400	35-38	1 1/2	2-12	28	55

Dimensions shown may be changed without prior notice.

// BSPP

// R1A245106I

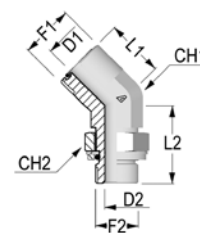
Straight Connector
ORFS Male BSPP Cylindric Male with Elastomer



Item Code	Part Number	OD mm	OD in	F1	F2	L mm	C1 mm	C3 mm	CH mm
1207990	R1A245106I-0402	6	1/4	9/16-18	1/8-28	25,5	10	8	17
1206956	R1A245106I-0404	6	1/4	9/16-18	1/4-19	30,5	10	12	19
1206957	R1A245106I-0406	6	1/4	9/16-18	3/8-19	31,5	10	12	22
1208017	R1A245106I-0408	6	1/4	9/16-18	1/2-14	35,5	10	14	27
1207575	R1A245106I-0604	8-10	5/16-3/8	11/16-16	1/4-19	31,5	11	12	19
1207574	R1A245106I-0606	8-10	5/16-3/8	11/16-16	3/8-19	33,5	11	12	22
1207996	R1A245106I-0608	8-10	5/16-3/8	11/16-16	1/2-14	37	11	14	27
1207998	R1A245106I-0804	12	1/2	13/16-16	1/4-19	39,5	13	12	22
1207576	R1A245106I-0806	12	1/2	13/16-16	3/8-19	34,5	13	12	22
1206958	R1A245106I-0808	12	1/2	13/16-16	1/2-14	38,5	13	14	27
1208022	R1A245106I-0812	12	1/2	13/16-16	3/4-14	42	13	16	32
1207999	R1A245106I-1006	14-16	5/8	1-14	3/8-19	43	15,5	12	27
1208010	R1A245106I-1008	14-16	5/8	1-14	1/2-14	41	15,5	14	27
1207959	R1A245106I-1012	14-16	5/8	1-14	3/4-14	44,5	15,5	16	32
1208000	R1A245106I-1208	18-20	3/4	1 3/16-12	1/2-14	48,5	17	14	32
1206955	R1A245106I-1212	18-20	3/4	1 3/16-12	3/4-14	46	17	16	32
1211527	R1A245106I-1216	18-20	3/4	1 3/16-12	1-11	49,5	17	18	41
1208003	R1A245106I-1612	22-25	7/8-1	1 7/16-12	3/4-14	51	17,5	16	41
1207577	R1A245106I-1616	22-25	7/8-1	1 7/16-12	1-11	49	17,5	18	41
1207979	R1A245106I-1620	22-25	7/8-1	1 7/16-12	1 1/4-11	54	17,5	20	50
1208034	R1A245106I-2016	28-32	1 1/4	1 11/16-12	1-11	57,5	17,5	18	46
1208018	R1A245106I-2020	28-32	1 1/4	1 11/16-12	1 1/4-11	54	17,5	20	50
1211528	R1A245106I-2024	28-32	1 1/4	1 11/16-12	1 1/2-11	57,5	17,5	22	55
1211529	R1A245106I-2424	35-38	1 1/2	2-12	1 1/2-11	57,5	17,5	22	55

// R1A245406N

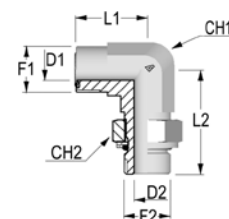
**45° Adjustable Elbow Connector
ORFS Male BSPP Cylindric Male
with O-Ring and Retaining Ring**



Item Code	Part Number	OD mm	OD in	F1	F2	L1 mm	L2 mm	CH1 mm	CH2 mm
1210800	R1A245406N-0402	6	1/4	9/16-18	1/8-28	16	28	14	14
1210801	R1A245406N-0404	6	1/4	9/16-18	1/4-19	17,5	31	14	19
1210802	R1A245406N-0604	8-10	3/8	11/16-16	1/4-19	19	32	19	19
1210803	R1A245406N-0606	8-10	3/8	11/16-16	3/8-19	19	33	19	22
1210804	R1A245406N-0608	8-10	3/8	11/16-16	1/2-14	19,5	43	27	27
1210805	R1A245406N-0806	12	1/2	13/16-16	3/8-19	20,5	33,5	19	22
1212604	R1A245406N-0808	12	1/2	13/16-16	1/2-14	22	42	27	27
1210806	R1A245406N-1008	14-16	5/8	1-14	1/2-14	23,5	42	27	27
1210807	R1A245406N-1012	14-16	5/8	1-14	3/4-14	24,5	46,5	30	32
1210733	R1A245406N-1212	18-20	3/4	1 3/16-12	3/4-14	26	50	30	36
1211539	R1A245406N-1216	18-20	3/4	1 3/16-12	1-11	29,5	52,5	36	41
1207720	R1A245406N-1616	22-25	1	1 7/16-12	1-11	30	52,5	36	41
1211540	R1A245406N-2020	28-32	1 1/4	1 11/16-12	1 1/4-11	32	53,5	41	50
1211541	R1A245406N-2424	35-38	1 1/2	2-12	1 1/2-11	37	53,5	48	55

// R1A245906N

**90° Adjustable Elbow Connector
ORFS Male BSPP Cylindric Male
with O-Ring and Retaining Ring**

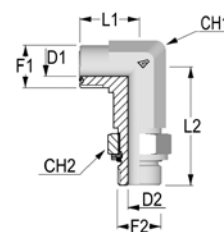


Item Code	Part Number	OD mm	OD in	F1	F2	L1 mm	L2 mm	CH1 mm	CH2 mm
1210739	R1A245906N-0402	6	1/4	9/16-18	1/8-28	21,5	30	14	14
1207721	R1A245906N-0404	6	1/4	9/16-18	1/4-19	23,5	35	14	19
1207581	R1A245906N-0406	6	1/4	9/16-18	3/8-19	25	38	19	22
1207722	R1A245906N-0604	8-10	3/8	11/16-16	1/4-19	25	36	19	19
1207568	R1A245906N-0606	8-10	3/8	11/16-16	3/8-19	26,5	38	19	22
1207567	R1A245906N-0608	8-10	3/8	11/16-16	1/2-14	29,5	48	27	27
1207723	R1A245906N-0804	12	1/2	13/16-16	1/4-19	28	35	19	19
1207724	R1A245906N-0806	12	1/2	13/16-16	3/8-19	28	38	19	22
1207725	R1A245906N-0808	12	1/2	13/16-16	1/2-14	31	48	27	27
1208118	R1A245906N-1006	14-16	5/8	1-14	3/8-19	33,5	43	27	22
1207034	R1A245906N-1008	14-16	5/8	1-14	1/2-14	33,5	48	27	27
1210741	R1A245906N-1012	14-16	5/8	1-14	3/4-14	36	51,5	30	32
1208029	R1A245906N-1208	18-20	3/4	1 3/16-12	1/2-14	37,5	49,5	30	27
1207557	R1A245906N-1212	18-20	3/4	1 3/16-12	3/4-14	37,5	51,5	30	36
1208119	R1A245906N-1216	18-20	3/4	1 3/16-12	1-11	41,5	58	36	41
1210714	R1A245906N-1612	22-25	1	1 7/16-12	3/4-14	42	56	36	32
1208121	R1A245906N-1616	22-25	1	1 7/16-12	1-11	42	58	36	41
1211552	R1A245906N-1620	22-25	1	1 7/16-12	1 1/4-11	45	60,5	41	50
1211553	R1A245906N-2016	28-32	1 1/4	1 11/16-12	1-11	45	60	41	41
1211554	R1A245906N-2020	28-32	1 1/4	1 11/16-12	1 1/4-11	45	60,5	41	50
1211555	R1A245906N-2024	28-32	1 1/4	1 11/16-12	1 1/2-11	49	64,5	48	55
1211556	R1A245906N-2424	35-38	1 1/2	2-12	1 1/2-11	49	64,5	48	55

Dimensions shown may be changed without prior notice.

// R1A245906Y

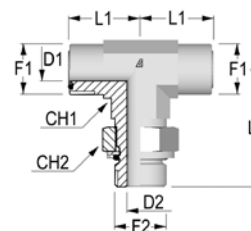
90° Adjustable Long Elbow Connector
ORFS Male BSPP Cylindric Male
with O-Ring and Retaining Ring



Item Code	Part Number	OD mm	OD in	F1	F2	L1 mm	L2 mm	CH1 mm	CH2 mm
1212620	R1A245906Y-0404	6	1/4	9/16-18	1/4-19	23,5	59	14	19
1212621	R1A245906Y-0406	6	1/4	9/16-18	3/8-19	25	62	19	22
1212622	R1A245906Y-0606	8-10	3/8	11/16-16	3/8-19	26,5	67	19	22
1212623	R1A245906Y-0608	8-10	3/8	11/16-16	1/2-14	29,5	77	27	27
1212624	R1A245906Y-0806	12	1/2	13/16-16	3/8-19	28	73	19	22
1212625	R1A245906Y-0808	12	1/2	13/16-16	1/2-14	31	82	27	27
1212626	R1A245906Y-1008	14-16	5/8	1-14	1/2-14	33,5	87	27	27
1212627	R1A245906Y-1012	14-16	5/8	1-14	3/4-14	36	90	30	32
1212628	R1A245906Y-1212	18-20	3/4	1 3/16-12	3/4-14	37,5	97	30	36
1212629	R1A245906Y-1216	18-20	3/4	1 3/16-12	1-11	41,5	104	36	41
1212630	R1A245906Y-1616	22-25	1	1 7/16-12	1-11	42	112	36	41
1212631	R1A245906Y-1620	22-25	1	1 7/16-12	1 1/4-11	45	113	41	50
1212632	R1A245906Y-2020	28-32	1 1/4	1 11/16-12	1 1/4-11	45	123	41	50
1212633	R1A245906Y-2024	28-32	1 1/4	1 11/16-12	1 1/2-11	49	128	48	55
1212634	R1A245906Y-2424	35-38	1 1/2	2-12	1 1/2-11	49	137	48	55

// R1A245T06N

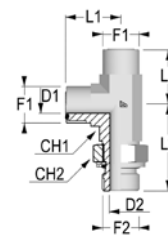
Branch Tee Adjustable Elbow Connector
ORFS Male BSPP Cylindric Male
with O-Ring and Retaining Ring



Item Code	Part Number	OD mm	OD in	F1	F2	L1 mm	L2 mm	CH1 mm	CH2 mm
1210825	R1A245T06N-0402	6	1/4	9/16-18	1/8-28	21,5	30	14	14
1210826	R1A245T06N-0404	6	1/4	9/16-18	1/4-19	23,5	35	14	19
1210827	R1A245T06N-0604	8-10	3/8	11/16-16	1/4-19	25	36	19	19
1210828	R1A245T06N-0606	8-10	3/8	11/16-16	3/8-19	26,5	38	19	22
1210829	R1A245T06N-0806	12	1/2	13/16-16	3/8-19	28	38	19	22
1212523	R1A245T06N-0808	12	1/2	13/16-16	1/2-14	31	48	27	27
1207726	R1A245T06N-1008	14-16	5/8	1-14	1/2-14	33,5	48	27	27
1210830	R1A245T06N-1012	14-16	5/8	1-14	3/4-14	36	51,5	30	32
1207558	R1A245T06N-1212	18-20	3/4	1 3/16-12	3/4-14	37,5	51,5	30	36
1211516	R1A245T06N-1616	22-25	1	1 7/16-12	1-11	42	58	36	41
1211517	R1A245T06N-2020	28-32	1 1/4	1 11/16-12	1 1/4-11	45	60,5	41	50
1211518	R1A245T06N-2424	35-38	1 1/2	2-12	1 1/2-11	49	64,5	48	55

// R1A245L06N

Run Tee Adjustable Elbow Connector
 ORFS Male BSPP Cylindric Male
 with O-Ring and Retaining Ring



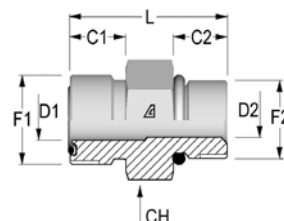
Item Code	Part Number	OD mm	OD in	F1	F2	L1 mm	L2 mm	CH1 mm	CH2 mm
1210789	R1A245L06N-0402	6	1/4	9/16-18	1/8-28	21,5	30	14	14
1210790	R1A245L06N-0404	6	1/4	9/16-18	1/4-19	23,5	35	14	19
1210791	R1A245L06N-0604	8-10	3/8	11/16-16	1/4-19	25	36	19	19
1210792	R1A245L06N-0606	8-10	3/8	11/16-16	3/8-19	26,5	38	19	22
1211499	R1A245L06N-0806	12	1/2	13/16-16	3/8-19	28	38	19	22
1210793	R1A245L06N-0808	12	1/2	13/16-16	1/2-14	31	48	27	27
1210794	R1A245L06N-1008	14-16	5/8	1-14	1/2-14	33,5	48	27	27
1210795	R1A245L06N-1012	14-16	5/8	1-14	3/4-14	36	51,5	30	32
1210796	R1A245L06N-1212	18-20	3/4	1 3/16-12	3/4-14	37,5	51,5	30	36
1208208	R1A245L06N-1616	22-25	1	1 7/16-12	1-11	42	58	36	41
1211500	R1A245L06N-2020	28-32	1 1/4	1 11/16-12	1 1/4-11	45	60,5	41	50
1211501	R1A245L06N-2424	35-38	1 1/2	2-12	1 1/2-11	49	64,5	48	55

Dimensions shown may be changed without prior notice.

// METRIC

// R1A2451525

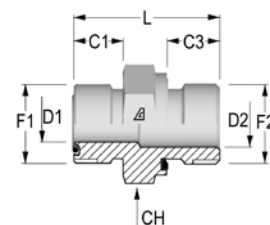
Straight Connector
ORFS Male Metric Male with O-Ring



Item Code	Part Number	OD mm	OD in	F1	F2	L mm	C1 mm	C2 mm	CH mm
1216267	R1A2451525-0410	6	1/4	9/16-18	M10x1	27	10	9	17
1216268	R1A2451525-0412	6	1/4	9/16-18	M12x1,5	28,5	10	11	17
1208019	R1A2451525-0414	6	1/4	9/16-18	M14x1,5	29,5	10	11	19
1207957	R1A2451525-0614	8-10	5/16-3/8	11/16-16	M14x1,5	32	11	11	22
1208032	R1A2451525-0616	8-10	5/16-3/8	11/16-16	M16x1,5	33,5	11	12,5	22
1216270	R1A2451525-0618	8-10	5/16-3/8	11/16-16	M18x1,5	36	11	13,5	24
1207956	R1A2451525-0814	12	1/2	13/16-16	M14x1,5	35	13	11	22
1216272	R1A2451525-0816	12	1/2	13/16-16	M16x1,5	36,5	13	12,5	22
1208040	R1A2451525-0818	12	1/2	13/16-16	M18x1,5	38	13	13,5	24
1211538	R1A2451525-0822	12	1/2	13/16-16	M22x1,5	38,5	13	15	27
1208020	R1A2451525-1022	14-16	5/8	1-14	M22x1,5	42	15,5	15	27
1216274	R1A2451525-1027	14-16	5/8	1-14	M27x2	47	15,5	18,5	32
1216276	R1A2451525-1227	18-20	3/4	1 3/16-12	M27x2	48,5	17	18,5	32
1216277	R1A2451525-1233	18-20	3/4	1 3/16-12	M33x2	51,5	17	18,5	41
1216278	R1A2451525-1633	22-25	7/8-1	1 7/16-12	M33x2	52	17,5	18,5	41
1216279	R1A2451525-1642	22-25	7/8-1	1 7/16-12	M42x2	54,5	17,5	18,5	50
1216280	R1A2451525-2042	28-32	1 1/4	1 11/16-12	M42x2	54,5	17,5	18,5	50
1216281	R1A2451525-2048	28-32	1 1/4	1 11/16-12	M48x2	55,5	17,5	18,5	55
1216282	R1A2451525-2448	35-38	1 1/2	2-12	M48x2	57	17,5	18,5	55

// R1A245152I

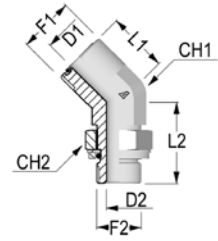
Straight Connector
ORFS Male Metric Male with Elastomer



Item Code	Part Number	OD mm	OD in	F1	F2	L mm	C1 mm	C3 mm	CH mm
1206959	R1A245152I-0410	6	1/4	9/16-18	M10x1	25	10	8	17
1206960	R1A245152I-0412	6	1/4	9/16-18	M12x1,5	29,5	10	12	17
1208035	R1A245152I-0414	6	1/4	9/16-18	M14x1,5	30,5	10	12	19
1208036	R1A245152I-0614	8-10	5/16-3/8	11/16-16	M14x1,5	32	11	12	22
1206961	R1A245152I-0616	8-10	5/16-3/8	11/16-16	M16x1,5	32	11	12	22
1212592	R1A245152I-0814	12	1/2	13/16-16	M14x1,5	34	13	12	22
1216283	R1A245152I-0816	12	1/2	13/16-16	M16x1,5	34	13	12	22
1206962	R1A245152I-0818	12	1/2	13/16-16	M18x1,5	36,5	13	12	24
1212593	R1A245152I-0822	12	1/2	13/16-16	M22x1,5	38,5	13	14	27
1208191	R1A245152I-1022	14-16	5/8	1-14	M22x1,5	41	15,5	14	27
1212594	R1A245152I-1222	18-20	3/4	1 3/16-12	M22x1,5	44	17	14	32
1208192	R1A245152I-1227	18-20	3/4	1 3/16-12	M27x2	46	17	16	32
1212596	R1A245152I-1627	22-25	7/8-1	1 7/16-12	M27x2	48	17,5	16	41
1211535	R1A245152I-1633	22-25	7/8-1	1 7/16-12	M33x2	50	17,5	18	41
1212597	R1A245152I-1642	22-25	7/8-1	1 7/16-12	M42x2	54	17,5	20	50
1211536	R1A245152I-2042	28-32	1 1/4	1 11/16-12	M42x2	54	17,5	20	50
1211537	R1A245152I-2448	35-38	1 1/2	2-12	M48x2	57,5	17,5	22	55

// R1A245452Q

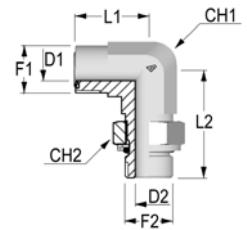
45° Adjustable Elbow Connector
ORFS Male Metric Male
with O-Ring and Retaining Ring



Item Code	Part Number	OD mm	OD in	F1	F2	L1 mm	L2 mm	CH1 mm	CH2 mm
1210736	R1A245452Q-0412	6	1/4	9/16-18	M12x1,5	16	30	14	17
1208115	R1A245452Q-0616	8-10	3/8	11/16-16	M16x1,5	19	33,5	17	22
1210737	R1A245452Q-0818	12	1/2	13/16-16	M18x1,5	20,5	37	19	24
1210738	R1A245452Q-1022	14-16	5/8	1-14	M22x1,5	23,5	44	27	27
1211548	R1A245452Q-1227	18-20	3/4	1 3/16-12	M27x2	26	50,5	27	32
1211549	R1A245452Q-1633	22-25	1	1 7/16-12	M33x2	30	52,5	36	41
1211550	R1A245452Q-2042	28-32	1 1/4	1 11/16-12	M42x2	32	54	41	50
1211551	R1A245452Q-2448	35-38	1 1/2	2-12	M48x2	37	56,5	48	55

// R1A245952Q

90° Adjustable Elbow Connector
ORFS Male Metric Male
with O-Ring and Retaining Ring

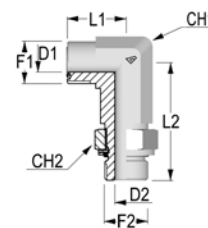


Item Code	Part Number	OD mm	OD in	F1	F2	L1 mm	L2 mm	CH1 mm	CH2 mm
1210758	R1A245952Q-0410	6	1/4	9/16-18	M10x1	21,5	32,5	14	14
1208159	R1A245952Q-0412	6	1/4	9/16-18	M12x1,5	21,5	33	14	17
1212692	R1A245952Q-0612	8-10	3/8	11/16-16	M12x1,5	25	35,5	17	17
1208042	R1A245952Q-0614	8-10	3/8	11/16-16	M14x1,5	25	35,5	17	19
1208043	R1A245952Q-0616	8-10	3/8	11/16-16	M16x1,5	25	37,5	17	22
1210759	R1A245952Q-0818	12	1/2	13/16-16	M18x1,5	28	41	19	24
1210760	R1A245952Q-0822	12	1/2	13/16-16	M22x1,5	31	49	19	27
1210761	R1A245952Q-1018	14-16	5/8	1-14	M18x1,5	33,5	47,5	27	24
1210761	R1A245952Q-1022	14-16	5/8	1-14	M22x1,5	33,5	49	27	27
1210762	R1A245952Q-1027	14-16	5/8	1-14	M27x2	33,5	55	27	32
1210763	R1A245952Q-1227	18-20	3/4	1 3/16-12	M27x2	37,5	55,5	27	32
1210764	R1A245952Q-1233	18-20	3/4	1 3/16-12	M33x2	37,5	59,5	36	41
1212693	R1A245952Q-1627	18-20	3/4	1 3/16-12	M27x2	41,5	59,5	36	32
1211568	R1A245952Q-1633	22-25	1	1 7/16-12	M33x2	41,5	59,5	36	41
1211569	R1A245952Q-1642	22-25	1	1 7/16-12	M42x2	41,5	62	41	50
1211570	R1A245952Q-2042	28-32	1 1/4	1 11/16-12	M42x2	44,5	63	41	50
1211571	R1A245952Q-2048	28-32	1 1/4	1 11/16-12	M48x2	44,5	71,5	48	55
1211572	R1A245952Q-2448	35-38	1 1/2	2-12	M48x2	49	71,5	48	55

Dimensions shown may be changed without prior notice.

// R1A245952Y

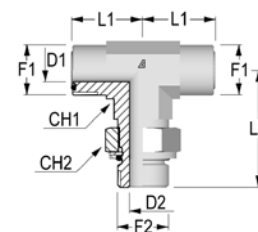
90° Adjustable Long Elbow Connector
ORFS Male Metric Male
with O-Ring and Retaining Ring



Item Code	Part Number	OD mm	OD in	F1	F2	L1 mm	L2 mm	CH1 mm	CH2 mm
1212694	R1A245952Y-0412	6	1/4	9/16-18	M12x1,5	21,5	56,5	14	17
1212695	R1A245952Y-0616	8-10	3/8	11/16-16	M16x1,5	25	67	17	22
1212696	R1A245952Y-0818	12	1/2	13/16-16	M18x1,5	28	75	19	24
1212697	R1A245952Y-1022	14-16	5/8	1-14	M22x1,5	33,5	89	27	27
1212698	R1A245952Y-1227	18-20	3/4	1 3/16-12	M27x2	37,5	100	27	32
1212699	R1A245952Y-1633	22-25	1	1 7/16-12	M33x2	41,5	113	36	41
1212700	R1A245952Y-2042	28-32	1 1/4	1 11/16-12	M42x2	44,5	125	41	50
1212701	R1A245952Y-2448	35-38	1 1/2	2-12	M48x2	49	139	48	55

// R1A245T52Q

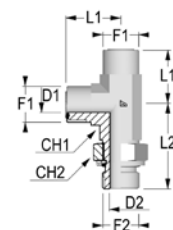
Branch Tee Adjustable Elbow Connector
ORFS Male Metric Male
with O-Ring and Retaining Ring



Item Code	Part Number	OD mm	OD in	F1	F2	L1 mm	L2 mm	CH1 mm	CH2 mm
1210784	R1A245T52Q-0412	6	1/4	9/16-18	M12x1,5	21,5	33	14	17
1210785	R1A245T52Q-0616	8-10	3/8	11/16-16	M16x1,5	25	37,5	17	22
1210786	R1A245T52Q-0818	12	1/2	13/16-16	M18x1,5	28	41	19	24
1210787	R1A245T52Q-1022	14-16	5/8	1-14	M22x1,5	33,5	49	27	27
1210788	R1A245T52Q-1227	18-20	3/4	1 3/16-12	M27x2	37,5	55,5	27	32
1211524	R1A245T52Q-1633	22-25	1	1 7/16-12	M33x2	41,5	59,5	36	41
1211525	R1A245T52Q-2042	28-32	1 1/4	1 11/16-12	M42x2	44,5	63	41	50
1211526	R1A245T52Q-2448	35-38	1 1/2	2-12	M48x2	49	71,5	48	55

// R1A245L52Q

Run Tee Adjustable Elbow Connector
ORFS Male Metric Male
with O-Ring and Retaining Ring

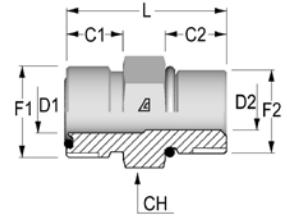


Item Code	Part Number	OD mm	OD in	F1	F2	L1 mm	L2 mm	CH1 mm	CH2 mm
1210820	R1A245L52Q-0412	6	1/4	9/16-18	M12x1,5	21,5	33	14	17
1210821	R1A245L52Q-0616	8-10	3/8	11/16-16	M16x1,5	25	37,5	17	22
1210822	R1A245L52Q-0818	12	1/2	13/16-16	M18x1,5	28	41	19	24
1210709	R1A245L52Q-1022	14-16	5/8	1-14	M22x1,5	33,5	49	27	27
1210823	R1A245L52Q-1227	18-20	3/4	1 3/16-12	M27x2	37,5	55,5	27	32
1211513	R1A245L52Q-1633	22-25	1	1 7/16-12	M33x2	41,5	59,5	36	41
1211514	R1A245L52Q-2042	28-32	1 1/4	1 11/16-12	M42x2	44,5	63	41	50
1211515	R1A245L52Q-2448	35-38	1 1/2	2-12	M48x2	49	71,5	48	55

// SAE UNF

// R1A2451305

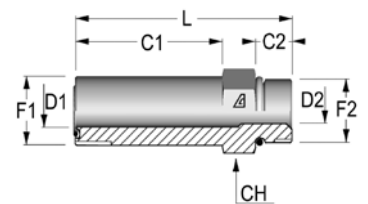
Straight Connector
ORFS Male SAE UNF/UN Male with O-Ring



Item Code	Part Number	OD mm	OD in	F1	F2	L mm	C1 mm	C2 mm	CH mm
1206963	R1A2451305-0404	6	1/4	9/16-18	7/16-20	29	10	11	17
1206964	R1A2451305-0406	6	1/4	9/16-18	9/16-18	30,5	10	12	19
1212564	R1A2451305-0604	8-10	5/16-3/8	11/16-16	7/16-20	34	11	11	19
1207972	R1A2451305-0606	8-10	5/16-3/8	11/16-16	9/16-18	32	11	12	22
1210723	R1A2451305-0608	8-10	5/16-3/8	11/16-16	3/4-16	35	11	14	22
1208012	R1A2451305-0806	12	1/2	13/16-16	9/16-18	37,5	13	12	22
1208013	R1A2451305-0808	12	1/2	13/16-16	3/4-16	36,5	13	14	22
1207973	R1A2451305-0810	12	1/2	13/16-16	7/8-14	40,5	13	16	27
1212565	R1A2451305-0812	12	1/2	13/16-16	1 1/16-12	44,5	13	18,5	32
1208014	R1A2451305-1008	14-16	5/8	1-14	3/4-16	45	15,5	14	27
1206965	R1A2451305-1010	14-16	5/8	1-14	7/8-14	43	15,5	16	27
1207968	R1A2451305-1012	14-16	5/8	1-14	1 1/16-12	47	15,5	18,5	32
1212566	R1A2451305-1210	18-20	3/4	1 3/16-12	7/8-14	50,5	17	16	32
1207592	R1A2451305-1212	18-20	3/4	1 3/16-12	1 1/16-12	48,5	17	18,5	32
1207561	R1A2451305-1216	18-20	3/4	1 3/16-12	1 5/16-12	50	17	18,5	41
1212567	R1A2451305-1220	18-20	3/4	1 3/16-12	1 5/8-12	50,5	17	18,5	46
1210721	R1A2451305-1612	22-25	7/8-1	1 7/16-12	1 1/16-12	54	17,5	18,5	41
1208015	R1A2451305-1616	22-25	7/8-1	1 7/16-12	1 5/16-12	50,5	17,5	18,5	41
1210777	R1A2451305-1620	22-25	7/8-1	1 7/16-12	1 5/8-12	52	17,5	18,5	46
1212568	R1A2451305-2016	28-32	1 1/4	1 11/16-12	1 5/16-12	58	17,5	18,5	46
1210778	R1A2451305-2020	28-32	1 1/4	1 11/16-12	1 5/8-12	52	17,5	18,5	46
1211534	R1A2451305-2424	35-38	1 1/2	2-12	1 7/8-12	54	17,5	18,5	55

// R1A245130J

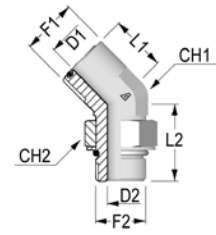
Long Connector
ORFS Male SAE UNF/UN Male with O-Ring



Item Code	Part Number	OD mm	OD in	F1	F2	L mm	C1 mm	C2 mm	CH2 mm
1212556	R1A245130J-0404	6	1/4	9/16-18	7/16-20	52,5	34	9	17
1212557	R1A245130J-0606	8-10	5/16-3/8	11/16-16	9/16-18	58	37	10	22
1212558	R1A245130J-0808	12	1/2	13/16-16	3/4-16	68	44	11	22
1212559	R1A245130J-1010	14-16	5/8	1-14	7/8-14	79,5	52	12,5	27
1212560	R1A245130J-1212	18-20	3/4	1 3/16-12	1 1/16-12	95,5	64	15	32
1212561	R1A245130J-1616	22-25	7/8-1	1 7/16-12	1 5/16-12	105	72,5	15	41
1212562	R1A245130J-2020	28-32	1 1/4	1 11/16-12	1 5/8-12	121	86	15	46
1212563	R1A245130J-2424	35-38	1 1/2	2-12	1 7/8-12	133,5	97	15	55

Dimensions shown may be changed without prior notice.

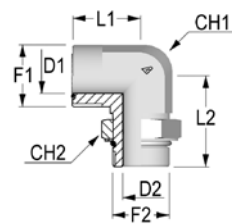
// R1A2454305

45° Adjustable Elbow Connector
ORFS Male SAE UNF/UN Male with O-Ring

Item Code	Part Number	OD mm	OD in	F1	F2	L1 mm	L2 mm	CH1 mm	CH2 mm
1210808	R1A2454305-0404	6	1/4	9/16-18	7/16-20	16	30	14	16
1210809	R1A2454305-0406	6	1/4	9/16-18	9/16-18	17,5	33	14	19
1210810	R1A2454305-0604	8-10	3/8	11/16-16	7/16-20	19	31	17	16
1210722	R1A2454305-0606	8-10	3/8	11/16-16	9/16-18	19	33	17	19
1207936	R1A2454305-0608	8-10	3/8	11/16-16	3/4-16	19	36,5	19	24
1210811	R1A2454305-0806	12	1/2	13/16-16	9/16-18	20,5	32,5	19	19
1210812	R1A2454305-0808	12	1/2	13/16-16	3/4-16	20,5	36,5	19	24
1210813	R1A2454305-0810	12	1/2	13/16-16	7/8-14	21	45	22	27
1211543	R1A2454305-1008	14-16	5/8	1-14	3/4-16	23,5	40,5	27	24
1210814	R1A2454305-1010	14-16	5/8	1-14	7/8-14	23,5	45	27	27
1210815	R1A2454305-1012	14-16	5/8	1-14	1 1/16-12	24,5	50	27	32
1210816	R1A2454305-1210	18-20	3/4	1 3/16-12	7/8-14	26	46	30	27
1207975	R1A2454305-1212	18-20	3/4	1 3/16-12	1 1/16-12	26	44	27	32
1211544	R1A2454305-1216	18-20	3/4	1 3/16-12	1 5/16-12	29,5	52,5	36	41
1207974	R1A2454305-1612	22-25	1	1 7/16-12	1 1/16-12	30	51,5	33	32
1210817	R1A2454305-1616	22-25	1	1 7/16-12	1 5/16-12	30	52,5	36	41
1211545	R1A2454305-1620	22-25	1	1 7/16-12	1 5/8-12	32	53,5	41	50
1211546	R1A2454305-2020	28-32	1 1/4	1 11/16-12	1 5/8-12	32	48,5	41	50
1211547	R1A2454305-2424	35-38	1 1/2	2-12	1 7/8-12	33,5	48,5	48	55

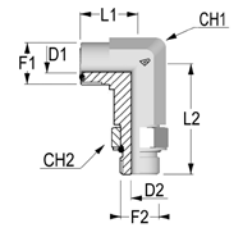
// R1A2459305

90° Adjustable Elbow Connector
ORFS Male SAE UNF/UN Male with O-Ring

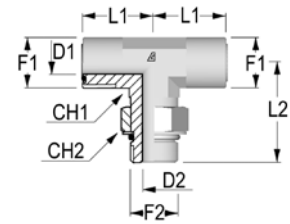


Item Code	Part Number	OD mm	OD in	F1	F2	L1 mm	L2 mm	CH1 mm	CH2 mm
1207980	R1A2459305-0404	6	1/4	9/16-18	7/16-20	22,5	32,5	14	16
1207976	R1A2459305-0406	6	1/4	9/16-18	9/16-18	23,5	37	14	19
1208016	R1A2459305-0604	8-10	3/8	11/16-16	7/16-20	25	35	17	17
1207497	R1A2459305-0606	8-10	3/8	11/16-16	9/16-18	25	37	17	19
1210724	R1A2459305-0608	8-10	3/8	11/16-16	3/4-16	26,5	40,5	19	24
1210725	R1A2459305-0806	12	1/2	13/16-16	9/16-18	28	36,5	19	19
1207596	R1A2459305-0808	12	1/2	13/16-16	3/4-16	28	40,5	19	24
1207970	R1A2459305-0810	12	1/2	13/16-16	7/8-14	31	50	22	27
1210726	R1A2459305-1008	14-16	5/8	1-14	3/4-16	33,5	46	27	24
1207971	R1A2459305-1010	14-16	5/8	1-14	7/8-14	33,5	50	27	27
1207969	R1A2459305-1012	14-16	5/8	1-14	1 1/16-12	36	55	27	32
1210756	R1A2459305-1210	18-20	3/4	1 3/16-12	7/8-14	37,5	51	30	27
1207977	R1A2459305-1212	18-20	3/4	1 3/16-12	1 1/16-12	37,5	55	30	32
1210711	R1A2459305-1216	18-20	3/4	1 3/16-12	1 5/16-12	41,5	60	36	41
1207978	R1A2459305-1612	22-25	1	1 7/16-12	1 1/16-12	42	59	33	32
1210757	R1A2459305-1616	22-25	1	1 7/16-12	1 5/16-12	42	60	36	41
1211561	R1A2459305-1620	22-25	1	1 7/16-12	1 5/8-12	45	62	41	50
1211562	R1A2459305-2016	28-32	1 1/4	1 11/16-12	1 5/16-12	45	62	41	41
1211563	R1A2459305-2020	28-32	1 1/4	1 11/16-12	1 5/8-12	44,5	62	41	50
1211564	R1A2459305-2024	28-32	1 1/4	1 11/16-12	1 7/8-12	49	66	48	55
1211565	R1A2459305-2424	35-38	1 1/2	2-12	1 7/8-12	49	66	48	55

Dimensions shown may be changed without prior notice.

// R1A245930J**90° Adjustable Long Elbow Connector
ORFS Male SAE UNF/UN Male with O-Ring**

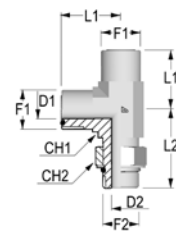
Item Code	Part Number	OD mm	OD in	F1	F2	L1 mm	L2 mm	CH1 mm	CH2 mm
1212635	R1A245930J-0404	6	1/4	9/16-18	7/16-20	21,5	56,5	14	16
1212636	R1A245930J-0406	6	1/4	9/16-18	9/16-18	23,5	66	14	19
1212637	R1A245930J-0606	8-10	3/8	11/16-16	9/16-18	25	66	17	19
1212638	R1A245930J-0608	8-10	3/8	11/16-16	3/4-16	26,5	75	19	24
1212639	R1A245930J-0808	12	1/2	13/16-16	3/4-16	28	75	19	24
1212640	R1A245930J-0810	12	1/2	13/16-16	7/8-14	31	89	22	27
1212641	R1A245930J-1010	14-16	5/8	1-14	7/8-14	33,5	89	27	27
1212642	R1A245930J-1012	14-16	5/8	1-14	1 1/16-12	36	101	27	32
1212643	R1A245930J-1212	18-20	3/4	1 3/16-12	1 1/16-12	37,5	101	30	32
1212644	R1A245930J-1216	18-20	3/4	1 3/16-12	1 5/16-12	41,5	114	36	41
1212645	R1A245930J-1616	22-25	1	1 7/16-12	1 5/16-12	42	114	36	41
1212646	R1A245930J-1620	22-25	1	1 7/16-12	1 5/8-12	45	126	41	50
1212647	R1A245930J-2020	28-32	1 1/4	1 11/16-12	1 5/8-12	45	126	41	50
1212648	R1A245930J-2024	28-32	1 1/4	1 11/16-12	1 7/8-12	49	139	48	55
1212649	R1A245930J-2424	35-38	1 1/2	2-12	1 7/8-12	49	139	48	55

// R1A245T305**Branch Tee Adjustable Elbow Connector ORFS Male SAE UNF/UN Male with O-Ring**

Item Code	Part Number	OD mm	OD in	F1	F2	L1 mm	L2 mm	CH1 mm	CH2 mm
1210720	R1A245T305-0404	6	1/4	9/16-18	7/16-20	21,5	32,5	14	16
1210780	R1A245T305-0606	8-10	3/8	11/16-16	9/16-18	25	37	17	19
1210781	R1A245T305-0808	12	1/2	13/16-16	3/4-16	28	40,5	19	24
1210782	R1A245T305-1010	14-16	5/8	1-14	7/8-14	33,5	50	27	27
1210783	R1A245T305-1212	18-20	3/4	1 3/16-12	1 1/16-12	37,5	55	30	32
1211521	R1A245T305-1616	22-25	1	1 7/16-12	1 5/16-12	42	60	36	41
1211522	R1A245T305-2020	28-32	1 1/4	1 11/16-12	1 5/8-12	45	62	41	50
1211523	R1A245T305-2424	35-38	1 1/2	2-12	1 7/8-12	49	66	48	55

// R1A245L305

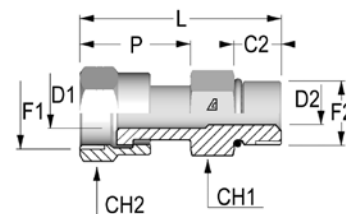
Run Tee Adjustable Elbow Connector
ORFS Male SAE UNF/UN Male with O-Ring



Item Code	Part Number	OD mm	OD in	F1	F2	L1 mm	L2 mm	CH1 mm	CH2 mm
1210798	R1A245L305-0404	6	1/4	9/16-18	7/16-20	21,5	32,5	14	16
1210799	R1A245L305-0606	8-10	3/8	11/16-16	9/16-18	25	37	17	19
1210818	R1A245L305-0808	12	1/2	13/16-16	3/4-16	28	40,5	19	24
1210819	R1A245L305-1010	14-16	5/8	1-14	7/8-14	33,5	50	27	27
1211509	R1A245L305-1212	18-20	3/4	1 3/16-12	1 1/16-12	37,5	55	30	32
1211510	R1A245L305-1616	22-25	1	1 7/16-12	1 5/16-12	42	60	36	41
1211511	R1A245L305-2020	28-32	1 1/4	1 11/16-12	1 5/8-12	45	62	41	50
1211512	R1A245L305-2424	35-38	1 1/2	2-12	1 7/8-12	49	66	48	55

// R1A2411305

Straight Connector
ORFS Female SAE UNF/UN Male with O-Ring



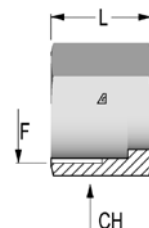
Item Code	Part Number	OD mm	OD in	F1	F2	L mm	P mm	C2 mm	CH1 mm	CH2 mm
1212508	R1A2411305-0404	6	1/4	9/16-18	7/16-20	45	24,2	11	17	19
1212509	R1A2411305-0606	8-10	5/16-3/8	11/16-16	9/16-18	50	27,5	12	19	22
1212510	R1A2411305-0808	12	1/2	13/16-16	3/4-16	60	33	14	22	24
1208302	R1A2411305-1008	14-16	5/8	1-14	3/4-16	52	33	14	24	30
1212511	R1A2411305-1010	14-16	5/8	1-14	7/8-14	67	37,5	16	27	30
1212512	R1A2411305-1212	18-20	3/4	1 3/16-12	1 1/16-12	73,5	41,5	18,5	32	36
1212513	R1A2411305-1616	22-25	7/8-1	1 7/16-12	1 5/16-12	82	43,8	18,5	41	41
1212514	R1A2411305-2020	28-32	1 1/4	1 11/16-12	1 5/8-12	82	43,8	18,5	50	50
1212515	R1A2411305-2424	35-38	1 1/2	2-12	1 7/8-12	82	48,5	18,5	55	60

Dimensions shown may be changed without prior notice.

// ACCESSORIES

// HX0D2403

Nut ORFS

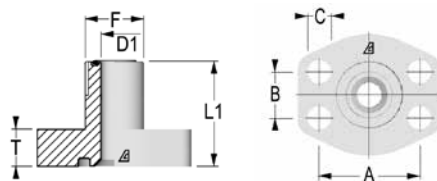


Item Code	Part Number	OD mm	F1	L mm	CH mm
1223385	HX0D2403-040000	6	9/16-18	14,5	17
1221423	HX0D2403-060000	8-10	11/16-16	17	22
1209980	HX0D2403-080000	12	13/16-16	21	24
1209992	HX0D2403-100000	14-16	1-14	23,5	30
1210042	HX0D2403-120000	18-20	1 3/16-12	26	36
1217528	HX0D2403-160000	22-25	1 7/16-12	28	41
1217529	HX0D2403-200000	28-32	1 11/16-12	28	50
1217530	HX0D2403-240000	35-38	2-12	28	57

// FLANGES

// R1A245133W

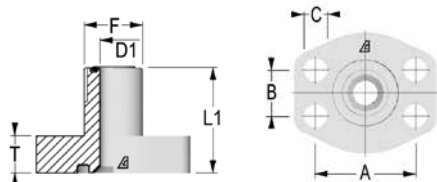
Straight Flange SAE J518 Code 61 ORFS Male
Low Pressure



Item Code	Part Number	OD mm	OD in	F	Flange size	L1 mm	T mm	A mm	B mm	C mm	MAX WP psi
1212569	R1A245133W-0608	8-10	3/8	11/16-16	1/2	37	14	38,1	17,48	9	5000
1212570	R1A245133W-0808	12	1/2	13/16-16	1/2	39	14	38,1	17,48	9	5000
1212571	R1A245133W-1008	14-16	5/8	1-14	1/2	40	14	38,1	17,48	9	5000
1212572	R1A245133W-1012	14-16	5/8	1-14	3/4	44	15	47,63	22,23	11	5000
1212573	R1A245133W-1212	18-20	3/4	1 3/16-12	3/4	45	15	47,63	22,23	11	5000
1212574	R1A245133W-1216	18-20	3/4	1 3/16-12	1	48	17	52,37	26,19	11	5000
1212575	R1A245133W-1616	22-25	1	1 7/16-12	1	49	17	52,37	26,19	11	5000
1212576	R1A245133W-1620	22-25	1	1 7/16-12	1 1/4	55	21	58,72	30,18	11,5	4000
1212577	R1A245133W-2020	28-32	1 1/4	1 11/16-12	1 1/4	55	21	58,72	30,18	11,5	4000
1212578	R1A245133W-2024	28-32	1 1/4	1 11/16-12	1 1/2	59	24	69,85	35,71	13,5	4000
1212579	R1A245133W-2424	35-38	1 1/2	2-12	1 1/2	61	24	69,85	35,71	13,5	3000
1212917	R1A25M133W-2024	30-32	1 1/4	1 5/8-12	1 1/2	64	24	69,85	35,7	13,5	3000
1212918	R1A25M133W-2420	38	1 1/2	1 7/8-12	1 1/4	61	21	58,37	30,2	11,5	4000
1212919	R1A25M133W-2424	38	1 1/2	1 7/8-12	1 1/2	67	24	69,85	35,7	13,5	3000

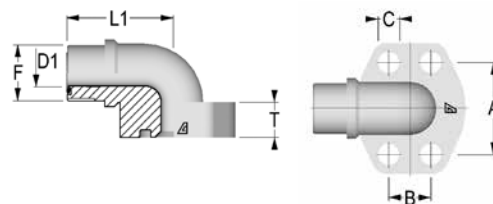
// R1A245136W

Straight Flange SAE J518 Code 62 ORFS Male
High Pressure

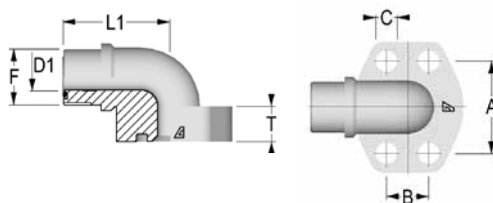


Item Code	Part Number	OD mm	OD in	F	Flange size	L1 mm	T mm	A mm	B mm	C mm	MAX WP psi
1212580	R1A245136W-0608	8-10	3/8	11/16-16	1/2	37	15	40,49	18,24	9	6000
1212581	R1A245136W-0808	12	1/2	13/16-16	1/2	39	15	40,49	18,24	9	6000
1212582	R1A245136W-1008	14-16	5/8	1-14	1/2	40	15	40,49	18,24	9	6000
1212583	R1A245136W-1012	14-16	5/8	1-14	3/4	44	17	50,8	23,8	11	6000
1212584	R1A245136W-1212	18-20	3/4	1 3/16-12	3/4	45	17	50,8	23,8	11	6000
1212585	R1A245136W-1216	18-20	3/4	1 3/16-12	1	48	21	57,15	27,76	13	6000
1212586	R1A245136W-1616	22-25	1	1 7/16-12	1	49	21	57,15	27,76	13	6000
1212587	R1A245136W-1620	22-25	1	1 7/16-12	1 1/4	55	24	66,68	31,75	15	6000
1212588	R1A245136W-2020	28-32	1 1/4	1 11/16-12	1 1/4	55	24	66,68	31,75	15	6000
1212589	R1A245136W-2024	28-32	1 1/4	1 11/16-12	1 1/2	59	27	79,38	36,5	17	6000
1212590	R1A245136W-2424	35-38	1 1/2	2-12	1 1/2	61	27	79,38	36,5	17	6000

Dimensions shown may be changed without prior notice.

// R1A245933W**90° Flange SAE J518 Code 61 ORFS Male
Low Pressure**

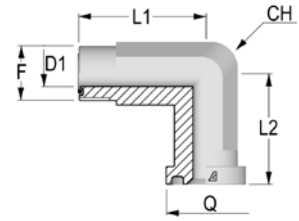
Item Code	Part Number	OD mm	OD in	F	Flange size	L1 mm	T mm	A mm	B mm	C mm	MAX WP psi
1212650	R1A245933W-0608	8-10	3/8	11/16-16	1/2	37	17	38,1	17,48	9	5000
1212651	R1A245933W-0808	12	1/2	13/16-16	1/2	39	17	38,1	17,48	9	5000
1212652	R1A245933W-1008	14-16	5/8	1-14	1/2	40	20	38,1	17,48	9	5000
1212653	R1A245933W-1012	14-16	5/8	1-14	3/4	44	20	47,63	22,23	11	5000
1212654	R1A245933W-1212	18-20	3/4	1 3/16-12	3/4	45	25	47,63	22,23	11	5000
1212655	R1A245933W-1216	18-20	3/4	1 3/16-12	1	48	25	52,37	26,19	11	5000
1212656	R1A245933W-1616	22-25	1	1 7/16-12	1	49	31	52,37	26,19	11	5000
1212657	R1A245933W-1620	22-25	1	1 7/16-12	1 1/4	55	31	58,72	30,18	11,5	4000
1212658	R1A245933W-2020	28-32	1 1/4	1 11/16-12	1 1/4	55	31	58,72	30,18	11,5	4000
1212659	R1A245933W-2024	28-32	1 1/4	1 11/16-12	1 1/2	59	31	69,85	35,71	13,5	4000
1212660	R1A245933W-2424	35-38	1 1/2	2-12	1 1/2	61	37	69,85	35,71	13,5	3000

// R1A245936W**90° Flange SAE J518 Code 62 ORFS Male
High Pressure**

Item Code	Part Number	OD mm	OD in	F	Flange size	L1 mm	T mm	A mm	B mm	C mm	MAX WP psi
1212670	R1A245936W-0608	8-10	3/8	11/16-16	1/2	37	17	40,49	18,24	9	6000
1212671	R1A245936W-0808	12	1/2	13/16-16	1/2	39	17	40,49	18,24	9	6000
1212672	R1A245936W-1008	14-16	5/8	1-14	1/2	40	20	40,49	18,24	9	6000
1212673	R1A245936W-1012	14-16	5/8	1-14	3/4	44	20	50,8	23,8	11	6000
1212674	R1A245936W-1212	18-20	3/4	1 3/16-12	3/4	45	25	50,8	23,8	11	6000
1212675	R1A245936W-1216	18-20	3/4	1 3/16-12	1	48	25	57,15	27,76	13	6000
1212676	R1A245936W-1616	22-25	1	1 7/16-12	1	49	31	57,15	27,76	13	6000
1212677	R1A245936W-1620	22-25	1	1 7/16-12	1 1/4	55	31	66,68	31,75	15	6000
1212678	R1A245936W-2020	28-32	1 1/4	1 11/16-12	1 1/4	55	31	66,68	31,75	15	6000
1212679	R1A245936W-2024	28-32	1 1/4	1 11/16-12	1 1/2	59	37	79,38	36,5	17	6000
1212680	R1A245936W-2424	35-38	1 1/2	2-12	1 1/2	61	37	79,38	36,5	17	6000

// R1A2459334

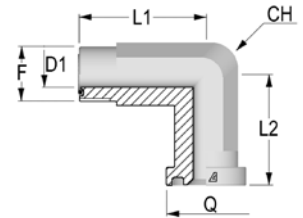
90° Adjustable Flange SAE J518 Code 61-ORFS Male
Low Pressure



Item Code	Part Number	OD mm	OD in	Flange SIZE	F	L1 mm	L2 mm	Q mm	CH mm	MAX WP psi
1212662	R1A2459334-0808	12	1/2	1/2	13/16-16	48	42	30,2	22	5000
1212663	R1A2459334-1008	14-16	5/8	1/2	1-14	50	44	30,2	22	5000
1211566	R1A2459334-1012	14-16	5/8	3/4	1-14	64	53	38,1	27	5000
1212664	R1A2459334-1212	18-20	3/4	3/4	1 3/16-12	64	53	38,1	27	5000
1211567	R1A2459334-1216	18-20	3/4	1	1 3/16-12	65	60	44,4	27	5000
1212665	R1A2459334-1616	22-25	1	1	1 7/16-12	65	60	44,4	34	5000
1212666	R1A2459334-1620	22-25	1	1 1/4	1 7/16-12	64	55	50,8	42	4000
1212667	R1A2459334-2020	28-32	1 1/4	1 1/4	1 11/16-12	64	55	50,8	42	4000
1212668	R1A2459334-2024	28-32	1 1/4	1 1/2	1 11/16-12	78	66	60,3	50	3000
1212669	R1A2459334-2424	35-38	1 1/2	1 1/2	2-12	78	66	60,3	50	3000

// R1A2459364

90° Adjustable Flange SAE J518 Code 62-ORFS Male High Pressure



Item Code	Part Number	OD mm	OD in	Flange SIZE	F	L1 mm	L2 mm	Q mm	CH mm	MAX WP psi
1212681	R1A2459364-0608	8-10	3/8	1/2	11/16-16	50	44	31,8	22	31,8
1212682	R1A2459364-0808	12	1/2	1/2	13/16-16	43	49	31,8	22	31,8
1212683	R1A2459364-1008	14-16	5/8	1/2	1-14	50	44	31,8	22	31,8
1212684	R1A2459364-1012	14-16	5/8	3/4	1-14	64	53	41,3	27	41,3
1212685	R1A2459364-1212	18-20	3/4	3/4	1 3/16-12	64	53	41,3	27	41,3
1212686	R1A2459364-1216	18-20	3/4	1	1 3/16-12	62	60	47,6	34	47,6
1212687	R1A2459364-1616	22-25	1	1	1 7/16-12	62	60	47,6	34	47,6
1212688	R1A2459364-1620	22-25	1	1 1/4	1 7/16-12	72	70	54	42	54
1212689	R1A2459364-2020	28-32	1 1/4	1 1/4	1 11/16-12	72	70	54	42	54
1212690	R1A2459364-2024	28-32	1 1/4	1 1/2	1 11/16-12	84	80	63,5	50	63,5
1212691	R1A2459364-2424	35-38	1 1/2	1 1/2	2-12	84	80	63,5	50	63,5



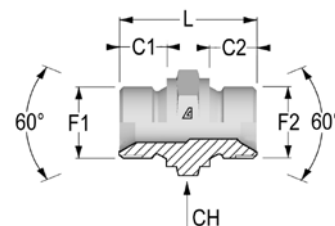
// BSP ADAPTERS

// MALE UNION	262	// PLUG	272
// MALE / FEMALE UNION	265	// BSPP	273
// FEMALE UNION	266	// FLANGES.....	276
// BULKHEAD	270		

// MALE UNION

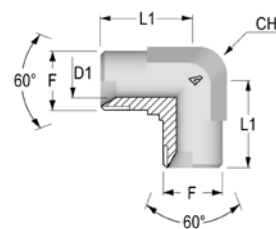
// R1A05M105M

Straight Union
BSP 60° Male

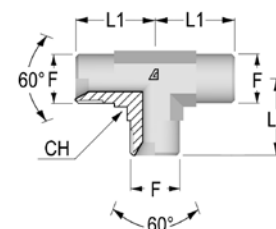


Item Code	Part Number	OD mm	OD in	F1	F2	L mm	C1 mm	C2 mm	CH mm
1203778	R1A05M105M-0202	5	3/16	1/8-28	1/8-28	25	8	8	14
1207670	R1A05M105M-0204	5	3/16	1/8-28	1/4-19	27,5	8	11	19
1212029	R1A05M105M-0206	5	3/16	1/8-28	3/8-19	30	8	12	22
1212030	R1A05M105M-0208	5	3/16	1/8-28	1/2-14	33	8	14	27
1203775	R1A05M105M-0404	6	1/4	1/4-19	1/4-19	31	11	11	19
1207671	R1A05M105M-0406	6	1/4	1/4-19	3/8-19	33,5	11	12	22
1207672	R1A05M105M-0408	6	1/4	1/4-19	1/2-14	36	11	14	27
1208335	R1A05M105M-0412	6	1/4	1/4-19	3/4-14	39,5	11	16	32
1203798	R1A05M105M-0606	10	3/8	3/8-19	3/8-19	35	12	12	22
1207673	R1A05M105M-0608	10	3/8	3/8-19	1/2-14	37,5	12	14	27
1212031	R1A05M105M-0610	10	3/8	3/8-19	5/8-14	40,5	12	16	30
1207701	R1A05M105M-0612	10	3/8	3/8-19	3/4-14	41	12	16	32
1212032	R1A05M105M-0616	10	3/8	3/8-19	1-11	46	12	18	41
1203766	R1A05M105M-0808	12	1/2	1/2-14	1/2-14	40	14	14	27
1212033	R1A05M105M-0810	12	1/2	1/2-14	5/8-14	43	14	16	30
1207674	R1A05M105M-0812	12	1/2	1/2-14	3/4-14	43,5	14	16	32
1212034	R1A05M105M-0816	12	1/2	1/2-14	1-11	48	14	18	41
1212035	R1A05M105M-0820	12	1/2	1/2-14	1 1/4-11	52	14	20	50
1212036	R1A05M105M-0824	12	1/2	1/2-14	1 1/2-11	56	14	22	55
1203803	R1A05M105M-1010	16	5/8	5/8-14	5/8-14	45	16	16	30
1208252	R1A05M105M-1012	16	5/8	5/8-14	3/4-14	45,5	16	16	32
1205572	R1A05M105M-1016	16	5/8	5/8-14	1-11	50	16	18	41
1212037	R1A05M105M-1020	16	5/8	5/8-14	1 1/4-11	54	16	20	50
1203789	R1A05M105M-1212	20	3/4	3/4-14	3/4-14	45,5	16	16	32
1207675	R1A05M105M-1216	20	3/4	3/4-14	1-11	50	16	18	41
1208293	R1A05M105M-1220	20	3/4	3/4-14	1 1/4-11	54	16	20	50
1212038	R1A05M105M-1224	20	3/4	3/4-14	1 1/2-11	58	16	22	55
1203747	R1A05M105M-1616	25	1	1-11	1-11	52	18	18	41
1207676	R1A05M105M-1620	25	1	1-11	1 1/4-11	56	18	20	50
1207677	R1A05M105M-1624	25	1	1-11	1 1/2-11	60	18	22	55
1203757	R1A05M105M-2020	32	1 1/4	1 1/4-11	1 1/4-11	58	20	20	50
1208195	R1A05M105M-2024	32	1 1/4	1 1/4-11	1 1/2-11	62	20	22	55
1212040	R1A05M105M-2032	32	1 1/4	1 1/4-11	2-11	64,5	20	24	70
1203751	R1A05M105M-2424	38	1 1/2	1 1/2-11	1 1/2-11	64	22	22	55
1205940	R1A05M105M-2432	38	1 1/2	1 1/2-11	2-11	66,5	22	24	70
1203780	R1A05M105M-3232	51	2	2-11	2-11	69	24	24	70

Dimensions shown may be changed without prior notice.

// R1A05M905M90° Union
BSP 60° Male

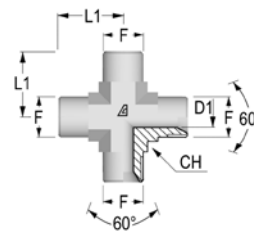
Item Code	Part Number	OD mm	OD in	F	L1 mm	CH mm
1207905	R1A05M905M-0202	5	3/16	1/8-28	20	12
1207505	R1A05M905M-0404	6	1/4	1/4-19	26	14
1206438	R1A05M905M-0606	10	3/8	3/8-19	30	17
1207542	R1A05M905M-0808	12	1/2	1/2-14	35	22
1212187	R1A05M905M-1010	16	5/8	5/8-14	38	22
1203905	R1A05M905M-1212	20	3/4	3/4-14	42	27
1208198	R1A05M905M-1616	25	1	1-11	47	33
1208199	R1A05M905M-2020	32	1 1/4	1 1/4-11	52	41
1210968	R1A05M905M-2424	38	1 1/2	1 1/2-11	60	48

// R1A05MT05MBranch Tee Union
BSP 60° Male

Item Code	Part Number	OD mm	OD in	F	L1 mm	CH mm
1211959	R1A05MT05M-0202	5	3/16	1/8-28	20	12
1203955	R1A05MT05M-0404	6	1/4	1/4-19	26	14
1203956	R1A05MT05M-0606	10	3/8	3/8-19	30	17
1206940	R1A05MT05M-0808	12	1/2	1/2-14	35	22
1211960	R1A05MT05M-1010	16	5/8	5/8-14	38	22
1207236	R1A05MT05M-1212	20	3/4	3/4-14	42	27
1206450	R1A05MT05M-1616	25	1	1-11	47	33
1208144	R1A05MT05M-2020	32	1 1/4	1 1/4-11	52	41
1208145	R1A05MT05M-2424	38	1 1/2	1 1/2-11	60	48

// R1A05MX05M

Cross Union
BSP 60° Male



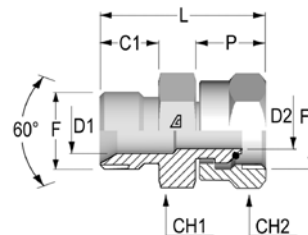
Item Code	Part Number	OD mm	OD in	F	L1 mm	CH mm
1212021	R1A05MX05M-0202	5	3/16	1/8-28	20	12
1212022	R1A05MX05M-0404	6	1/4	1/4-19	26	14
1212023	R1A05MX05M-0606	10	3/8	3/8-19	30	17
1206941	R1A05MX05M-0808	12	1/2	1/2-14	35	22
1212024	R1A05MX05M-1010	16	5/8	5/8-14	38	22
1212025	R1A05MX05M-1212	20	3/4	3/4-14	42	27
1212026	R1A05MX05M-1616	25	1	1-11	47	33
1212027	R1A05MX05M-2020	32	1 1/4	1 1/4-11	52	41
1212028	R1A05MX05M-2424	38	1 1/2	1 1/2-11	60	48

Dimensions shown may be changed without prior notice.

// MALE / FEMALE UNION

// R1A05M1051

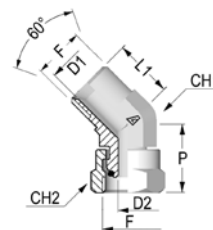
Straight Union
BSP 60° Male - Female



Item Code	Part Number	OD mm	OD in	F1	F2	L mm	C1 mm	P mm	CH1 mm	CH2 mm
1216217	R1A05M1051-0202	5	3/16	1/8-28	1/8-28	29,5	8	13,5	14	14
1207697	R1A05M1051-0404	6	1/4	1/4-19	1/4-19	30	11	15,5	19	19
1207698	R1A05M1051-0606	10	3/8	3/8-19	3/8-19	33,5	13	17,7	22	22
1207699	R1A05M1051-0808	12	1/2	1/2-14	1/2-14	40	16	19	27	27
1207700	R1A05M1051-1212	20	3/4	3/4-14	3/4-14	42	17	22	32	32
1207686	R1A05M1051-1616	25	1	1-11	1-11	48	19	25,5	41	38
1207783	R1A05M1052-2020	32	1 1/4	1 1/4-11	1 1/4-11	54	20	31,1	50	50
1207784	R1A05M1052-2424	38	1 1/2	1 1/2-11	1 1/2-11	58	22	35	55	55

// R1A05M4051

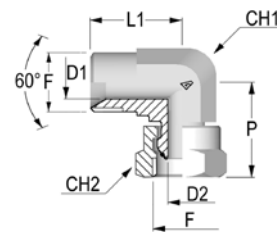
45° Union
BSP 60° Male - Female



Item Code	Part Number	OD mm	OD in	F1	L1 mm	P mm	CH1 mm	CH2 mm
1212126	R1A05M4051-0202	5	3/16	1/8-28	16	21	12	14
1212145	R1A05M4051-0404	6	1/4	1/4-19	21	25,5	14	19
1212146	R1A05M4051-0606	10	3/8	3/8-19	24	31,2	17	22
1207907	R1A05M4051-0808	12	1/2	1/2-14	27	35,5	22	27
1212147	R1A05M4051-1010	16	5/8	5/8-14	30	39,7	22	27
1207786	R1A05M4051-1212	20	3/4	3/4-14	32	39	27	32
1210963	R1A05M4051-1616	25	1	1-11	35	42,5	33	38
1212148	R1A05M4052-2020	32	1 1/4	1 1/4-11	37	44,1	41	50
1212149	R1A05M4052-2424	38	1 1/2	1 1/2-11	46	59,2	48	55

// R1A05M9051

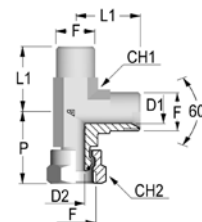
90° Union
BSP 60° Male - Female



Item Code	Part Number	OD mm	OD in	F	L1 mm	P mm	CH1 mm	CH2 mm
1212190	R1A05M9051-0202	5	3/16	1/8-28	22	27	12	14
1207702	R1A05M9051-0404	6	1/4	1/4-19	26	30,5	14	19
1207703	R1A05M9051-0606	10	3/8	3/8-19	30	36,2	17	22
1207704	R1A05M9051-0808	12	1/2	1/2-14	35	41,5	22	27
1212219	R1A05M9051-1010	16	5/8	5/8-14	38	47,7	22	27
1207946	R1A05M9051-1212	20	3/4	3/4-14	42	51	27	32
1207947	R1A05M9051-1616	25	1	1-11	47	54,5	33	38
1207948	R1A05M9052-2020	32	1 1/4	1 1/4-11	52	59,1	41	50
1208137	R1A05M9052-2424	38	1 1/2	1 1/2-11	60	73,2	48	55

// R1A05ML051

Run Tee Union
BSP 60° Male - Female

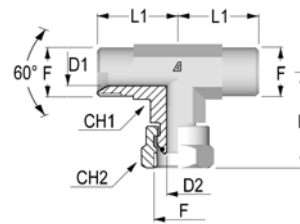


Item Code	Part Number	OD mm	OD in	F	L1 mm	P mm	CH1 mm	CH2 mm
1211908	R1A05ML051-0202	5	3/16	1/8-28	22	27	12	14
1207787	R1A05ML051-0404	6	1/4	1/4-19	26	30,5	14	19
1207788	R1A05ML051-0606	10	3/8	3/8-19	30	36,2	17	22
1207789	R1A05ML051-0808	12	1/2	1/2-14	35	41,5	22	27
1211908	R1A05ML051-1010	16	5/8	5/8-14	38	47,7	22	27
1207790	R1A05ML051-1212	20	3/4	3/4-14	42	51	27	32
1207791	R1A05ML051-1616	25	1	1-11	47	54,5	33	38
1210946	R1A05ML052-2020	32	1 1/4	1 1/4-11	52	59,1	41	50
1211921	R1A05ML052-2424	38	1 1/2	1 1/2-11	60	73,2	48	55

Dimensions shown may be changed without prior notice.

// R1A05MT051

**Branch Tee Union
BSP 60° Male - Female**

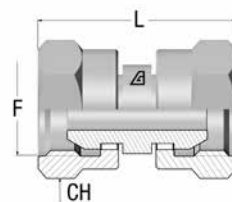


Item Code	Part Number	OD mm	OD in	F	L1 mm	P mm	CH1 mm	CH2 mm
1211970	R1A05MT051-0202	5	3/16	1/8-28	22	27	12	14
1207705	R1A05MT051-0404	6	1/4	1/4-19	26	30,5	14	19
1207706	R1A05MT051-0606	10	3/8	3/8-19	30	36,2	17	22
1207707	R1A05MT051-0808	12	1/2	1/2-14	35	41,5	22	27
1211982	R1A05MT051-1010	16	5/8	5/8-14	38	47,7	22	27
1207708	R1A05MT051-1212	20	3/4	3/4-14	42	51	27	32
1207709	R1A05MT051-1616	25	1	1-11	47	54,5	33	38
1210950	R1A05MT052-2020	32	1 1/4	1 1/4-11	52	59,1	41	50
1211983	R1A05MT052-2424	38	1 1/2	1 1/2-11	60	73,2	48	55

// FEMALE UNION

// R1A0511051

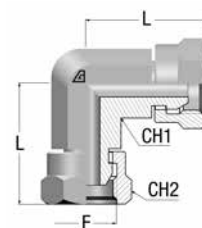
Straight Union
BSP 60° Female



Item Code	Part Number	OD mm	OD in	F	L mm	CH mm
1205935	R1A0511051-0404	6	1/4	1/4-19	30	19
1205934	R1A0511051-0606	10	3/8	3/8-19	39	22
1205936	R1A0511051-0808	12	1/2	1/2-14	44	27
1207901	R1A0511051-1212	20	3/4	3/4-14	50	32
1203738	R1A0511051-1616	25	1	1-11	56	38

// R1A0519051

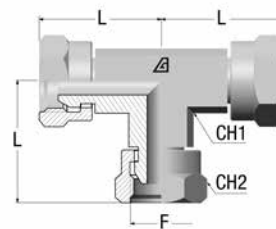
90° Union
BSP 60° Female



Item Code	Part Number	OD mm	OD in	F	L mm	CH1 mm	CH2 mm
1224079	R1A0519051-0404	6	1/4	1/4-19	30	14	19
1224080	R1A0519051-0606	10	3/8	3/8-19	39	17	22
1208320	R1A0519051-0808	12	1/2	1/2-14	44	22	27
1224081	R1A0519051-1212	20	3/4	3/4-14	50	27	32
1224082	R1A0519051-1616	25	1	1-11	56	33	38

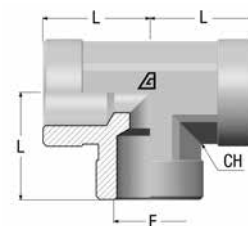
// R1A051T051

Branch Tee Union
BSP 60° Female



Item Code	Part Number	OD mm	OD in	F	L mm	CH1 mm	CH2 mm
1207235	R1A051T051-0404	6	1/4	1/4-19	30	14	19
1206666	R1A051T051-0606	10	3/8	3/8-19	39	17	22
1207234	R1A051T051-0808	12	1/2	1/2-14	44	22	27
1206665	R1A051T051-1212	20	3/4	3/4-14	50	27	32
1218505	R1A051T051-1616	25	1	1-11	56	33	38

Dimensions shown may be changed without prior notice.

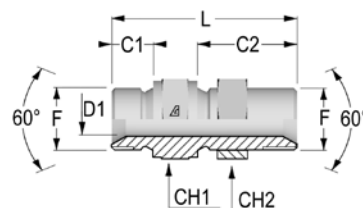
// R1A06AT06A**Branch Tee Union
BSP Solid Female**

Item Code	Part Number	OD mm	OD in	F	L mm	CH mm
1218772	R1A06AT06A-0404	6	1/4	1/4-19	22	19
1218774	R1A06AT06A-0606	10	3/8	3/8-19	26	22
1218776	R1A06AT06A-0808	12	1/2	1/2-14	31	27
1218777	R1A06AT06A-1212	20	3/4	3/4-14	35	33

// BULKHEAD

// R1A05M105T

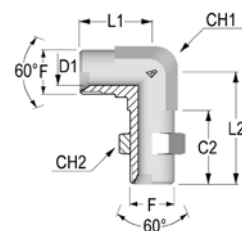
Straight Union
BSP 60° Bulkhead



Item Code	Part Number	OD mm	OD in	F	L mm	C1 mm	C2 mm	CH1 mm	CH2 mm
1212042	R1A05M105T-0202	5	3/16	1/8-28	40,5	9,5	25	14	14
1207678	R1A05M105T-0404	6	1/4	1/4-19	47	13	29	19	19
1207679	R1A05M105T-0606	10	3/8	3/8-19	51,5	14,5	31	22	22
1207680	R1A05M105T-0808	12	1/2	1/2-14	57	17	34	27	27
1207681	R1A05M105T-1010	16	5/8	5/8-14	63	19	37	30	32
1207682	R1A05M105T-1212	20	3/4	3/4-14	63,5	19	37	32	32
1207683	R1A05M105T-1616	25	1	1-11	72	21	41	41	41
1207684	R1A05M105T-2020	32	1 1/4	1 1/4-11	80	23	45	50	50
1210955	R1A05M105T-2424	38	1 1/2	1 1/2-11	88	25	49	55	55

// R1A05M905T

90° Elbow Connector
BSP 60° Bulkhead

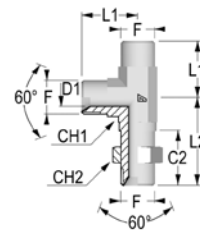


Item Code	Part Number	OD mm	OD in	F	L1 mm	L2 mm	C2 mm	CH1 mm	CH2 mm
1212188	R1A05M905T-0202	5	3/16	1/8-28	20	37	25	12	14
1210969	R1A05M905T-0404	6	1/4	1/4-19	26	44	29	14	19
1210970	R1A05M905T-0606	10	3/8	3/8-19	30	49	31	17	22
1210971	R1A05M905T-0808	12	1/2	1/2-14	35	55	34	22	27
1212189	R1A05M905T-1010	16	5/8	5/8-14	38	59	37	22	32
1210972	R1A05M905T-1212	20	3/4	3/4-14	42	63	37	27	32
1210973	R1A05M905T-1616	25	1	1-11	47	69	41	33	41
1210974	R1A05M905T-2020	32	1 1/4	1 1/4-11	52	77	45	41	50
1210975	R1A05M905T-2424	38	1 1/2	1 1/2-11	60	87	49	48	55

Dimensions shown may be changed without prior notice.

// R1A05ML05T

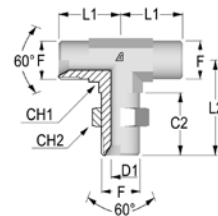
Run Tee Union
BSP 60° Bulkhead



Item Code	Part Number	OD mm	OD in	F	L1 mm	L2 mm	C2 mm	CH1 mm	CH2 mm
1211899	R1A05ML05T-0202	5	3/16	1/8-28	20	37	25	12	14
1211900	R1A05ML05T-0404	6	1/4	1/4-19	26	44	29	14	19
1211901	R1A05ML05T-0606	10	3/8	3/8-19	30	49	31	17	22
1211902	R1A05ML05T-0808	12	1/2	1/2-14	35	55	34	22	27
1211903	R1A05ML05T-1010	16	5/8	5/8-14	38	59	37	22	32
1211904	R1A05ML05T-1212	20	3/4	3/4-14	42	63	37	27	32
1211905	R1A05ML05T-1616	25	1	1-11	47	69	41	33	41
1211906	R1A05ML05T-2020	32	1 1/4	1 1/4-11	52	77	45	41	50
1211907	R1A05ML05T-2424	38	1 1/2	1 1/2-11	60	87	49	48	55

// R1A05MT05T

Branch Tee Union
BSP 60° Bulkhead

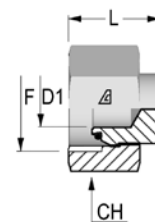


Item Code	Part Number	OD mm	OD in	F	L1 mm	L2 mm	C2 mm	CH1 mm	CH2 mm
1211961	R1A05MT05T-0202	5	3/16	1/8-28	20	37	25	12	14
1211962	R1A05MT05T-0404	6	1/4	1/4-19	26	44	29	14	19
1211963	R1A05MT05T-0606	10	3/8	3/8-19	30	49	31	17	22
1211964	R1A05MT05T-0808	12	1/2	1/2-14	35	55	34	22	27
1211965	R1A05MT05T-1010	16	5/8	5/8-14	38	59	37	22	32
1211966	R1A05MT05T-1212	20	3/4	3/4-14	42	63	37	27	32
1211967	R1A05MT05T-1616	25	1	1-11	47	69	41	33	41
1211968	R1A05MT05T-2020	32	1 1/4	1 1/4-11	52	77	45	41	50
1211969	R1A05MT05T-2424	38	1 1/2	1 1/2-11	60	87	49	48	55

// PLUG

// R1A0531000

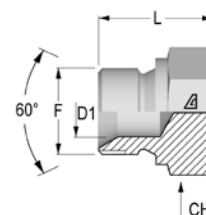
Cap BSP 60° Female



Item Code	Part Number	OD mm	OD in	F	L mm	CH mm
1212355	R1A0511000-0200	5	3/16	1/8-28	17	14
1207690	R1A0531000-0400	6	1/4	1/4-19	19	19
1207691	R1A0531000-0600	10	3/8	3/8-19	21	22
1207692	R1A0531000-0800	12	1/2	1/2-14	24	27
1207693	R1A0531000-1000	16	5/8	5/8-14	26	27
1207694	R1A0531000-1200	20	3/4	3/4-14	30	32
1207695	R1A0531000-1600	25	1	1-11	32	38
1207696	R1A0531000-2000	32	1 1/4	1 1/4-11	32	50
1210712	R1A0531000-2400	38	1 1/2	1 1/2-11	38	55

// R1A05M1000

Plug BSP 60° Male



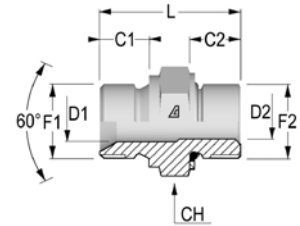
Item Code	Part Number	OD mm	OD in	F	L mm	CH mm
1207662	R1A05M1000-0200	5	3/16	1/8-28	14,5	14
1207663	R1A05M1000-0400	6	1/4	1/4-19	19	19
1207664	R1A05M1000-0600	10	3/8	3/8-19	20,5	22
1207665	R1A05M1000-0800	12	1/2	1/2-14	24	27
1210952	R1A05M1000-1000	16	5/8	5/8-14	24	27
1207666	R1A05M1000-1200	20	3/4	3/4-14	26,5	32
1207667	R1A05M1000-1600	25	1	1-11	30	41
1207668	R1A05M1000-2000	32	1 1/4	1 1/4-11	39	50
1207669	R1A05M1000-2400	38	1 1/2	1 1/2-11	41	55

Dimensions shown may be changed without prior notice.

// BSPP

// R1A05M106N

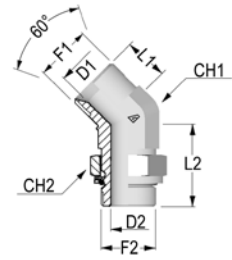
Straight Connector
BSP 60° Male BSPP Cylindric Male with O-Ring
and Retaining Ring



Item Code	Part Number	OD mm	OD in	F1	F2	L mm	C1 mm	C2 mm	CH mm
1212043	R1A05M106N-0202	5	3/16	1/8-28	1/8-28	21,5	9,5	7,5	14
1212044	R1A05M106N-0204	5	3/16	1/8-28	1/4-19	28	9,5	11	19
1212045	R1A05M106N-0404	6	1/4	1/4-19	1/4-19	28	13	11	19
1212046	R1A05M106N-0406	6	1/4	1/4-19	3/8-19	31	13	11	22
1212047	R1A05M106N-0604	10	3/8	3/8-19	1/4-19	33	14,5	11	22
1212048	R1A05M106N-0606	10	3/8	3/8-19	3/8-19	34	14,5	11	22
1212049	R1A05M106N-0608	10	3/8	3/8-19	1/2-14	38	14,5	14,5	27
1212050	R1A05M106N-0806	12	1/2	1/2-14	3/8-19	35	17	11	27
1212051	R1A05M106N-0808	12	1/2	1/2-14	1/2-14	40	17	14,5	27
1212052	R1A05M106N-0812	12	1/2	1/2-14	3/4-14	44	17	14,5	32
1212053	R1A05M106N-1008	16	5/8	5/8-14	1/2-14	38,5	19	14,5	27
1212054	R1A05M106N-1208	20	3/4	3/4-14	1/2-14	44	19	14,5	32
1212055	R1A05M106N-1212	20	3/4	3/4-14	3/4-14	46	19	14,5	32
1212056	R1A05M106N-1216	20	3/4	3/4-14	1-11	52	19	18,5	41
1212057	R1A05M106N-1612	25	1	1-11	3/4-14	49	21	14,5	41
1212058	R1A05M106N-1616	25	1	1-11	1-11	55	21	18,5	41
1212059	R1A05M106N-1620	25	1	1-11	1 1/4-11	60	21	18,5	50
1212060	R1A05M106N-2020	32	1 1/4	1 1/4-11	1 1/4-11	62,5	23	18,5	50
1212061	R1A05M106N-2424	38	1 1/2	1 1/2-11	1 1/2-11	63	25	18,5	55

// R1A05M406N

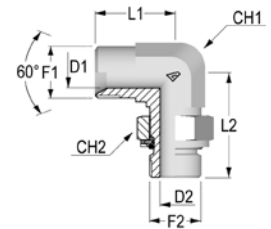
45° Adjustable Elbow Connector
BSP 60° Male BSPP Cylindric Male with O-Ring
and Retaining Ring



Item Code	Part Number	OD mm	OD in	F1	F2	L1 mm	L2 mm	CH1 mm	CH2 mm
1212127	R1A05M406N-0202	5	3/16	1/8-28	1/8-28	22	27	12	14
1212128	R1A05M406N-0204	5	3/16	1/8-28	1/4-19	24	31,5	14	19
1210962	R1A05M406N-0404	6	1/4	1/4-19	1/4-19	27	31,5	14	19
1212129	R1A05M406N-0406	6	1/4	1/4-19	3/8-19	28	37	17	22
1212130	R1A05M406N-0604	10	3/8	3/8-19	1/4-19	29	35	17	19
1212131	R1A05M406N-0606	10	3/8	3/8-19	3/8-19	29	37	17	22
1212132	R1A05M406N-0608	10	3/8	3/8-19	1/2-14	32	43	19	27
1212133	R1A05M406N-0806	12	1/2	1/2-14	3/8-19	34	40	19	22
1212134	R1A05M406N-0808	12	1/2	1/2-14	1/2-14	34	43	22	27
1212135	R1A05M406N-0810	12	1/2	1/2-14	5/8-14	39	50	27	32
1212136	R1A05M406N-1008	16	5/8	5/8-14	1/2-14	37	43	22	27
1212137	R1A05M406N-1208	20	3/4	3/4-14	1/2-14	41	46	27	27
1212138	R1A05M406N-1212	20	3/4	3/4-14	3/4-14	41	50	27	32
1212139	R1A05M406N-1216	20	3/4	3/4-14	1-11	43	53	33	41
1212140	R1A05M406N-1612	25	1	1-11	3/4-14	46	52	33	32
1212141	R1A05M406N-1616	25	1	1-11	1-11	46	53	33	41
1212142	R1A05M406N-1620	25	1	1-11	1 1/4-11	50	58	41	50
1212143	R1A05M406N-2020	32	1 1/4	1 1/4-11	1 1/4-11	51	58	41	50
1212144	R1A05M406N-2424	38	1 1/2	1 1/2-11	1 1/2-11	59	67	48	55

// R1A05M906N

90° Adjustable Elbow Connector
BSP 60° Male BSPP Cylindric Male with O-Ring
and Retaining Ring

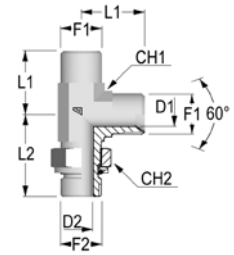


Item Code	Part Number	OD mm	OD in	F1	F2	L1 mm	L2 mm	CH1 mm	CH2 mm
1212191	R1A05M906N-0202	5	3/16	1/8-28	1/8-28	22	27	12	14
1212192	R1A05M906N-0204	5	3/16	1/8-28	1/4-19	24	31,5	14	19
1208135	R1A05M906N-0404	6	1/4	1/4-19	1/4-19	27	31,5	14	19
1212193	R1A05M906N-0406	6	1/4	1/4-19	3/8-19	28	37	17	22
1212194	R1A05M906N-0604	10	3/8	3/8-19	1/4-19	29	35	17	19
1207949	R1A05M906N-0606	10	3/8	3/8-19	3/8-19	29	37	17	22
1212195	R1A05M906N-0608	10	3/8	3/8-19	1/2-14	32	43	19	27
1212196	R1A05M906N-0806	12	1/2	1/2-14	3/8-19	34	40	19	22
1207950	R1A05M906N-0808	12	1/2	1/2-14	1/2-14	34	43	22	27
1212198	R1A05M906N-0810	12	1/2	1/2-14	5/8-14	39	50	27	32
1212199	R1A05M906N-1008	16	5/8	5/8-14	1/2-14	37	43	22	27
1208136	R1A05M906N-1208	20	3/4	3/4-14	1/2-14	41	46	27	27
1212200	R1A05M906N-1212	20	3/4	3/4-14	3/4-14	41	50	27	32
1212201	R1A05M906N-1216	20	3/4	3/4-14	1-11	43	53	33	41
1210745	R1A05M906N-1612	25	1	1-11	3/4-14	46	52	33	32
1212202	R1A05M906N-1616	25	1	1-11	1-11	46	53	33	41
1210976	R1A05M906N-1620	25	1	1-11	1 1/4-11	50	58	41	50
1212203	R1A05M906N-2020	32	1 1/4	1 1/4-11	1 1/4-11	51	58	41	50
1210977	R1A05M906N-2424	38	1 1/2	1 1/2-11	1 1/2-11	59	67	48	55

Dimensions shown may be changed without prior notice.

// R1A05ML06N

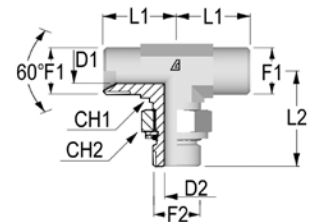
Run Tee Adjustable Elbow Connector
BSP 60° Male BSPP Cylindric Male with O-Ring
and Retaining Ring



Item Code	Part Number	OD mm	OD in	F1	F2	L1 mm	L2 mm	CH1 mm	CH2 mm
1211909	R1A05ML06N-0202	5	3/16	1/8-28	1/8-28	22	27	12	14
1211910	R1A05ML06N-0204	5	3/16	1/8-28	1/4-19	24	31,5	14	19
1210746	R1A05ML06N-0404	6	1/4	1/4-19	1/4-19	27	31,5	14	19
1211911	R1A05ML06N-0406	6	1/4	1/4-19	3/8-19	28	37	17	22
1211912	R1A05ML06N-0604	10	3/8	3/8-19	1/4-19	29	35	17	19
1208140	R1A05ML06N-0606	10	3/8	3/8-19	3/8-19	29	37	17	22
1211913	R1A05ML06N-0608	10	3/8	3/8-19	1/2-14	32	43	19	27
1211914	R1A05ML06N-0806	12	1/2	1/2-14	3/8-19	34	40	19	22
1208141	R1A05ML06N-0808	12	1/2	1/2-14	1/2-14	34	43	22	27
1211915	R1A05ML06N-0810	12	1/2	1/2-14	5/8-14	39	50	27	32
1211916	R1A05ML06N-1008	16	5/8	5/8-14	1/2-14	37	43	22	27
1211917	R1A05ML06N-1208	20	3/4	3/4-14	1/2-14	41	46	27	27
1210715	R1A05ML06N-1212	20	3/4	3/4-14	3/4-14	41	50	27	32
1211918	R1A05ML06N-1216	20	3/4	3/4-14	1-11	43	53	33	41
1211919	R1A05ML06N-1612	25	1	1-11	3/4-14	46	52	33	32
1210942	R1A05ML06N-1616	25	1	1-11	1-11	46	53	33	41
1210943	R1A05ML06N-1620	25	1	1-11	1 1/4-11	50	58	41	50
1210944	R1A05ML06N-2020	32	1 1/4	1 1/4-11	1 1/4-11	51	58	41	50
1210945	R1A05ML06N-2424	38	1 1/2	1 1/2-11	1 1/2-11	59	67	48	55

// R1A05MT06N

Branch Tee Adjustable Elbow Connector
BSP 60° Male BSPP Cylindric Male with O-Ring
and Retaining Ring

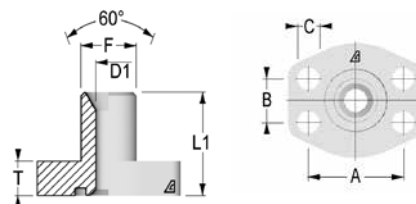


Item Code	Part Number	OD mm	OD in	F1	F2	L1 mm	L2 mm	CH1 mm	CH2 mm
1211971	R1A05MT06N-0202	5	3/16	1/8-28	1/8-28	22	27	12	14
1211972	R1A05MT06N-0204	5	3/16	1/8-28	1/4-19	24	31,5	14	19
1208147	R1A05MT06N-0404	6	1/4	1/4-19	1/4-19	27	31,5	14	19
1211973	R1A05MT06N-0406	6	1/4	1/4-19	3/8-19	28	37	17	22
1211974	R1A05MT06N-0604	10	3/8	3/8-19	1/4-19	29	35	17	19
1210749	R1A05MT06N-0606	10	3/8	3/8-19	3/8-19	29	37	17	22
1211975	R1A05MT06N-0608	10	3/8	3/8-19	1/2-14	32	43	19	27
1211976	R1A05MT06N-0806	12	1/2	1/2-14	3/8-19	34	40	19	22
1210713	R1A05MT06N-0808	12	1/2	1/2-14	1/2-14	34	43	22	27
1211978	R1A05MT06N-1008	16	5/8	5/8-14	1/2-14	37	43	22	27
1211979	R1A05MT06N-1208	20	3/4	3/4-14	1/2-14	41	46	27	27
1210750	R1A05MT06N-1212	20	3/4	3/4-14	3/4-14	41	50	27	32
1211980	R1A05MT06N-1216	20	3/4	3/4-14	1-11	43	53	33	41
1211981	R1A05MT06N-1612	25	1	1-11	3/4-14	46	52	33	32
1210947	R1A05MT06N-1616	25	1	1-11	1-11	46	53	33	41
1207710	R1A05MT06N-1620	25	1	1-11	1 1/4-11	50	58	41	50
1210948	R1A05MT06N-2020	32	1 1/4	1 1/4-11	1 1/4-11	51	58	41	50
1210949	R1A05MT06N-2424	38	1 1/2	1 1/2-11	1 1/2-11	59	67	48	55

// FLANGES

// R1A05M133W

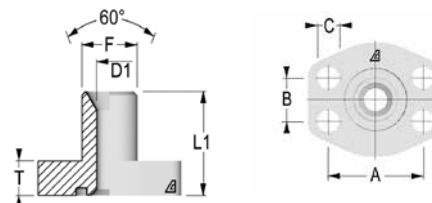
Straight Flange
SAE J518 Code 61-BSP Low Pressure



Item Code	Part Number	OD mm	OD in	F	Flange size	L1 mm	T mm	A mm	B mm	C mm	MAX WP psi
1212081	R1A05M133W-0608	10	3/8	3/8-19	1/2	37	14	38,1	17,48	9	5000
1212082	R1A05M133W-0808	12	1/2	1/2-14	1/2	39	14	38,1	17,48	9	5000
1212083	R1A05M133W-0812	12	1/2	1/2-14	3/4	42	15	47,63	22,23	11	5000
1212084	R1A05M133W-1208	20	3/4	3/4-14	1/2	42	14	38,1	17,48	9	5000
1212085	R1A05M133W-1212	20	3/4	3/4-14	3/4	45	15	47,63	22,23	11	5000
1212086	R1A05M133W-1216	20	3/4	3/4-14	1	47	17	52,37	26,19	11	5000
1212087	R1A05M133W-1612	25	1	1-11	3/4	47	15	47,63	22,23	11	5000
1212088	R1A05M133W-1616	25	1	1-11	1 1/4	53	21	58,72	30,18	11,5	5000
1212089	R1A05M133W-2016	32	1 1/4	1 1/4-11	1	49	17	52,37	26,19	11	4000
1212090	R1A05M133W-2020	32	1 1/4	1 1/4-11	1 1/4	53	21	58,72	30,18	11,5	4000
1212091	R1A05M133W-2024	32	1 1/4	1 1/4-11	1 1/2	59	24	69,85	35,71	13,5	4000
1212092	R1A05M133W-2420	38	1 1/2	1 1/2-11	1 1/4	55	21	58,72	30,18	11,5	3000
1212093	R1A05M133W-2424	38	1 1/2	1 1/2-11	1 1/2	61	24	69,85	35,71	13,5	3000
1212919	R1A25M133W-2424	38	1 1/2	1 7/8-12	1 1/2	67	24	69,85	35,7	13,5	3000

// R1A05M136W

Straight Flange
SAE J518 Code 62-BSP
High Pressure

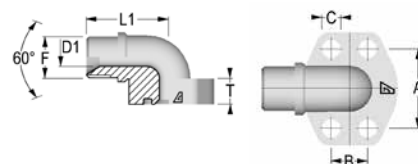


Item Code	Part Number	OD mm	OD in	F	Flange size	L1 mm	T mm	A mm	B mm	C mm	MAX WP psi
1212094	R1A05M136W-0608	10	3/8	1/2	3/8-19	37	14	38,1	17,48	9	6000
1212095	R1A05M136W-0808	12	1/2	1/2	1/2-14	39	14	38,1	17,48	9	6000
1212096	R1A05M136W-0812	12	1/2	3/4	1/2-14	42	15	47,63	22,23	11	6000
1212097	R1A05M136W-1208	20	3/4	1/2	3/4-14	42	14	38,1	17,48	9	6000
1212098	R1A05M136W-1212	20	3/4	3/4	3/4-14	45	15	47,63	22,23	11	6000
1212099	R1A05M136W-1216	20	3/4	1	3/4-14	47	17	52,37	26,19	11	6000
1212100	R1A05M136W-1612	25	1	3/4	1-11	47	15	47,63	22,23	11	6000
1212101	R1A05M136W-1616	25	1	1	1-11	49	17	52,37	26,19	11	6000
1212102	R1A05M136W-1620	25	1	1 1/4	1-11	53	21	58,72	30,18	11,5	6000
1212103	R1A05M136W-2016	32	1 1/4	1	1 1/4-11	49	17	52,37	26,19	11	6000
1212104	R1A05M136W-2020	32	1 1/4	1 1/4	1 1/4-11	53	21	58,72	30,18	11,5	6000
1212105	R1A05M136W-2024	32	1 1/4	1 1/2	1 1/4-11	59	24	69,85	35,71	13,5	6000
1212106	R1A05M136W-2420	38	1 1/2	1 1/4	1 1/2-11	55	21	58,72	30,18	11,5	6000
1212107	R1A05M136W-2424	38	1 1/2	1 1/2	1 1/2-11	61	24	69,85	35,71	13,5	6000

Dimensions shown may be changed without prior notice.

// R1A05M933W

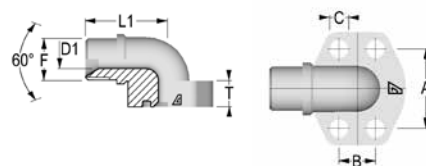
90° Flange
SAE J518 Code 61-BSP
Low Pressure



Item Code	Part Number	OD mm	OD in	F	Flange size	L1 mm	T mm	A mm	B mm	C mm	MAX WP psi
1212252	R1A05M933W-0608	10	3/8	3/8-19	1/2	37	17	38,1	17,48	9	5000
1212253	R1A05M933W-0808	12	1/2	1/2-14	1/2	39	17	38,1	17,48	9	5000
1212254	R1A05M933W-0812	12	1/2	1/2-14	3/4	41	20	47,63	22,23	11	5000
1212255	R1A05M933W-1208	20	3/4	3/4-14	1/2	40	20	38,1	17,48	9	5000
1212256	R1A05M933W-1212	20	3/4	3/4-14	3/4	44	20	47,63	22,23	11	5000
1212257	R1A05M933W-1216	20	3/4	3/4-14	1	47	20	52,37	26,19	11	5000
1212258	R1A05M933W-1612	25	1	1-11	3/4	45	25	47,63	22,23	11	5000
1212259	R1A05M933W-1616	25	1	1-11	1	48	25	52,37	26,19	11	5000
1212260	R1A05M933W-1620	25	1	1-11	1 1/4	54	25	58,72	30,18	11,5	4000
1212261	R1A05M933W-2016	32	1 1/4	1 1/4-11	1	49	31	52,37	26,19	11	5000
1212262	R1A05M933W-2020	32	1 1/4	1 1/4-11	1 1/4	55	31	58,72	30,18	11,5	4000
1212263	R1A05M933W-2024	32	1 1/4	1 1/4-11	1 1/2	59	31	69,85	35,71	13,5	4000
1212264	R1A05M933W-2420	38	1 1/2	1 1/2-11	1 1/4	56	37	58,72	30,18	11,5	3000
1212265	R1A05M933W-2424	38	1 1/2	1 1/2-11	1 1/2	61	37	69,85	35,71	13,5	3000

// R1A05M936W

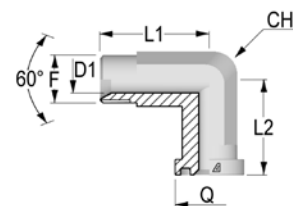
90° Flange
SAE J518 Code 62-BSP
High Pressure



Item Code	Part Number	OD mm	OD in	F	Flange size	L1 mm	T mm	A mm	B mm	C mm	MAX WP psi
1212278	R1A05M936W-0608	10	3/8	3/8-19	1/2	37	17	38,1	17,48	9	6000
1212279	R1A05M936W-0808	12	1/2	1/2-14	1/2	39	17	38,1	17,48	9	6000
1212280	R1A05M936W-0812	12	1/2	1/2-14	3/4	41	20	47,63	22,23	11	6000
1212281	R1A05M936W-1208	20	3/4	3/4-14	1/2	40	20	38,1	17,48	9	6000
1212282	R1A05M936W-1212	20	3/4	3/4-14	3/4	44	20	47,63	22,23	11	6000
1212283	R1A05M936W-1216	20	3/4	3/4-14	1	47	20	52,37	26,19	11	6000
1212284	R1A05M936W-1612	25	1	1-11	3/4	45	25	47,63	22,23	11	6000
1212285	R1A05M936W-1616	25	1	1-11	1	48	25	52,37	26,19	11	6000
1212286	R1A05M936W-1620	25	1	1-11	1 1/4	54	25	58,72	30,18	11,5	6000
1212287	R1A05M936W-2016	32	1 1/4	1 1/4-11	1	49	31	52,37	26,19	11	6000
1212288	R1A05M936W-2020	32	1 1/4	1 1/4-11	1 1/4	55	31	58,72	30,18	11,5	6000
1212289	R1A05M936W-2024	32	1 1/4	1 1/4-11	1 1/2	59	31	69,85	35,71	13,5	6000
1212290	R1A05M936W-2420	38	1 1/2	1 1/2-11	1 1/4	56	37	58,72	30,18	11,5	6000
1212291	R1A05M936W-2424	38	1 1/2	1 1/2-11	1 1/2	61	37	69,85	35,71	13,5	6000

// R1A05M9334

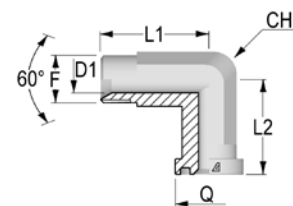
90° Adjustable Flange
SAE J518 Code 61-BSP Low Pressure



Item Code	Part Number	OD mm	OD in	Flange SIZE	F	L1 mm	L2 mm	Q mm	CH mm	MAX WP psi
1212266	R1A05M9334-0608	10	3/8	1/2	3/8-19	44	50	30,2	22	5000
1212267	R1A05M9334-0808	12	1/2	1/2	1/2-14	48	42	30,2	22	5000
1212268	R1A05M9334-0812	12	1/2	3/4	1/2-14	53	64	38,1	22	5000
1212269	R1A05M9334-1212	20	3/4	3/4	3/4-14	53	64	38,1	27	5000
1212270	R1A05M9334-1216	20	3/4	1	3/4-14	60	65	44,5	27	5000
1212271	R1A05M9334-1612	25	1	3/4	1-11	53	64	38,1	34	5000
1212272	R1A05M9334-1616	25	1	1	1-11	60	65	44,5	34	5000
1212273	R1A05M9334-1620	25	1	1 1/4	1-11	55	64	50,8	34	4000
1212274	R1A05M9334-2016	32	1 1/4	1	1 1/4-11	60	65	44,5	42	5000
1212275	R1A05M9334-2020	32	1 1/4	1 1/4	1 1/4-11	55	64	50,8	42	4000
1212276	R1A05M9334-2024	32	1 1/4	1 1/2	1 1/4-11	66	78	60,3	42	3000
1212277	R1A05M9334-2424	38	1 1/2	1 1/2	1 1/2-11	66	78	60,3	50	3000

// R1A05M9364

90° Adjustable Flange
SAE J518 Code 62-BSP
High Pressure



Item Code	Part Number	OD mm	OD in	Flange SIZE	F1 mm	L1 mm	L2 mm	Q mm	CH mm	MAX WP psi
1212292	R1A05M9364-0608	10	3/8	1/2	3/8-19	44	50	31,8	22	6000
1212293	R1A05M9364-0808	12	1/2	1/2	1/2-14	49	43	31,8	22	6000
1212294	R1A05M9364-0812	12	1/2	3/4	1/2-14	53	64	41,3	22	6000
1212295	R1A05M9364-1212	20	3/4	3/4	3/4-14	53	64	41,3	27	6000
1212296	R1A05M9364-1216	20	3/4	1	3/4-14	60	62	47,6	27	6000
1212297	R1A05M9364-1612	25	1	3/4	1-11	59,5	54,5	41,3	30	6000
1212298	R1A05M9364-1616	25	1	1	1-11	60	62	47,6	34	6000
1212299	R1A05M9364-1620	25	1	1 1/4	1-11	70	72	54	34	6000
1212300	R1A05M9364-2016	32	1 1/4	1	1 1/4-11	72	70	47,6	41	6000
1212301	R1A05M9364-2020	32	1 1/4	1 1/4	1 1/4-11	70	72	54	42	6000
1212302	R1A05M9364-2024	32	1 1/4	1 1/2	1 1/4-11	80	84	63,5	42	6000
1212303	R1A05M9364-2424	38	1 1/2	1 1/2	1 1/2-11	80	84	63,5	50	6000



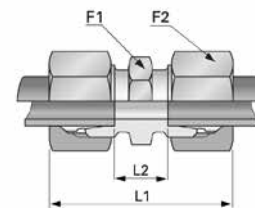
// DIN 24° ADAPTERS

// MALE UNION	280	// BSPP	307
// MALE / FEMALE UNION	284	// BUTT WELD.....	319
// BULKHEAD	294	// ACCESSORIES	321
// METRIC	296	// PLUG	323

// MALE UNION

// R1A11M111M

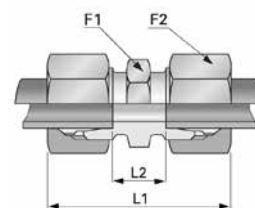
Straight Union DIN 24° Male
Light Series



Item Code	Part Number	Ø D mm	F1 mm	F2 mm	L1 mm	L2 mm	Weight Kg
1205544	R1A11M111M-0606	6	12	14	39	10	0,035
1205546	R1A11M111M-0808	8	14	17	40	11	0,049
1205537	R1A11M111M-1010	10	17	19	42	13	0,069
1204233	R1A11M111M-1212	12	19	22	43	14	0,085
1204234	R1A11M111M-1515	15	24	27	46	16	0,138
1205538	R1A11M111M-1818	18	27	32	48	16	0,195
1205541	R1A11M111M-2222	22	32	36	52	20	0,262
1205708	R1A11M111M-2828	28	41	41	54	21	0,315
1205709	R1A11M111M-3535	35	46	50	63	20	0,494
1205710	R1A11M111M-4242	42	55	60	66	21	0,728

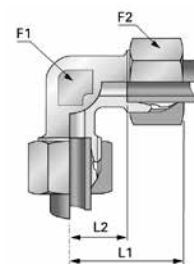
// R1A12M112M

Straight Union DIN 24° Male
Heavy Series

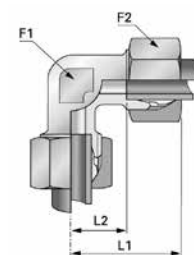


Item Code	Part Number	Ø D mm	F1 mm	F2 mm	L1 mm	L2 mm	Weight Kg
1206097	R1A12M112M-0606	6	14	17	45	16	0,059
1205687	R1A12M112M-0808	8	17	19	47	18	0,078
1205688	R1A12M112M-1010	10	19	22	49	17	0,110
1205689	R1A12M112M-1212	12	22	24	51	19	0,136
1205690	R1A12M112M-1414	14	24	27	57	22	0,182
1205691	R1A12M112M-1616	16	27	30	57	21	0,223
1205539	R1A12M112M-2020	20	32	36	66	23	0,347
1205542	R1A12M112M-2525	25	41	46	74	26	0,669
1205543	R1A12M112M-3030	30	46	50	80	27	0,809
1205711	R1A12M112M-3838	38	55	60	90	29	1,904

Dimensions shown may be changed without prior notice.

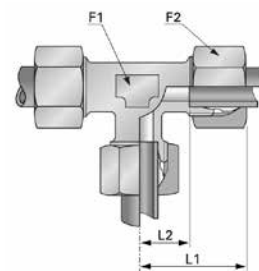
// R1A11M911M**90° Union DIN 24° Male
Light Series**

Item Code	Part Number	Ø D mm	F1 mm	F2 mm	L1 mm	L2 mm	Weight Kg
1205692	R1A11M911M-0606	6	12	14	27	12	0,051
1205693	R1A11M911M-0808	8	14	17	29	14	0,075
1205694	R1A11M911M-1010	10	17	19	30	15	0,106
1204062	R1A11M911M-1212	12	19	22	32	17	0,137
1204064	R1A11M911M-1515	15	19	27	36	21	0,158
1205695	R1A11M911M-1818	18	24	32	40	23,5	0,239
1205696	R1A11M911M-2222	22	27	36	44	27,5	0,317
1205697	R1A11M911M-2828	28	36	41	47	30,5	0,420
1205707	R1A11M911M-3535	35	41	50	56	34,5	0,759
1206043	R1A11M911M-4242	42	50	60	63	40	1,078

// R1A12M912M**90° Union DIN 24° Male Heavy Series**

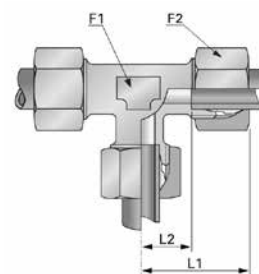
Item Code	Part Number	Ø D mm	F1 mm	F2 mm	L1 mm	L2 mm	Weight Kg
1205698	R1A12M912M-0606	6	14	17	31	16	0,086
1205699	R1A12M912M-0808	8	17	19	32	17	0,112
1205700	R1A12M912M-1010	10	19	22	34	17,5	0,165
1205701	R1A12M912M-1212	12	22	24	38	21,5	0,216
1205702	R1A12M912M-1414	14	19	27	40	22	0,207
1205703	R1A12M912M-1616	16	24	30	43	24,5	0,258
1205704	R1A12M912M-2020	20	27	36	48	26,5	0,407
1205705	R1A12M912M-2525	25	36	46	54	30	0,776
1205706	R1A12M912M-3030	30	41	50	62	35,5	0,974
1207042	R1A12M912M-3838	38	50	60	72	41	1,318

// R1A11MT11M

Branch Tee Union DIN 24° Male
Light Series

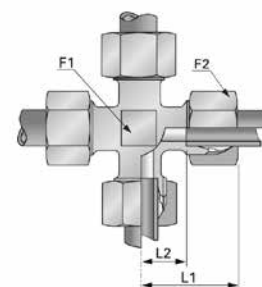
Item Code	Part Number	Ø D mm	F1 mm	F2 mm	L1 mm	L2 mm	Weight Kg
1204218	R1A11MT11M-0606	6	12	14	27	12	0,071
1204219	R1A11MT11M-0808	8	14	17	29	14	0,101
1204215	R1A11MT11M-1010	10	17	19	30	15	0,137
1204216	R1A11MT11M-1212	12	19	22	32	17	0,174
1204217	R1A11MT11M-1515	15	19	27	36	21	0,244
1205712	R1A11MT11M-1818	18	24	32	40	23,5	0,353
1205713	R1A11MT11M-2222	22	27	36	44	27,5	0,473
1205714	R1A11MT11M-2828	28	36	41	47	30,5	0,737
1205715	R1A11MT11M-3535	35	41	50	56	34,5	0,901
1206042	R1A11MT11M-4242	42	50	60	63	40	1,484

// R1A12MT12M

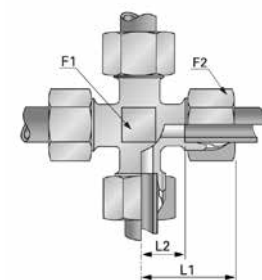
Branch Tee Union DIN 24° Male
Heavy Series

Item Code	Part Number	Ø D mm	F1 mm	F2 mm	L1 mm	L2 mm	Weight Kg
1205716	R1A12MT12M-0606	6	14	17	31	16	0,118
1205717	R1A12MT12M-0808	8	17	19	32	17	0,148
1205718	R1A12MT12M-1010	10	19	22	34	17,5	0,215
1205719	R1A12MT12M-1212	12	22	24	38	21,5	0,284
1205720	R1A12MT12M-1414	14	19	27	40	22	0,295
1205616	R1A12MT12M-1616	16	24	30	43	24,5	0,387
1205721	R1A12MT12M-2020	20	27	36	48	26,5	0,590
1205722	R1A12MT12M-2525	25	36	46	54	30	1,096
1205723	R1A12MT12M-3030	30	41	50	62	35,5	1,313
1205724	R1A12MT12M-3838	38	50	60	72	41	2,027

Dimensions shown may be changed without prior notice.

// R1A11MX11M**Cross Union DIN 24° Male
Light Series**

Item Code	Part Number	Ø D mm	F1 mm	F2 mm	L1 mm	L2 mm	Weight Kg
1205725	R1A11MX11M-0606	6	12	14	27	12	0,077
1205726	R1A11MX11M-0808	8	12	17	29	14	0,109
1205727	R1A11MX11M-1010	10	14	19	30	15	0,155
1205755	R1A11MX11M-1212	12	17	22	32	17	0,192
1205728	R1A11MX11M-1515	15	19	27	36	21	0,311
1205729	R1A11MX11M-1818	18	24	32	40	23,5	0,483
1205730	R1A11MX11M-2222	22	27	36	44	27,5	0,724
1211083	R1A11MX11M-2828	28	36	41	47	30,5	0,010
1211084	R1A11MX11M-3535	35	41	50	56	34,5	1,228
1211085	R1A11MX11M-4242	42	50	60	63	40	1,756

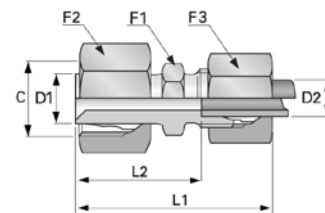
// R1A12MX12M**Cross Union DIN 24° Male
Heavy Series**

Item Code	Part Number	Ø D mm	F1 mm	F2 mm	L1 mm	L2 mm	Weight Kg
1206376	R1A12MX12M-0606	6	12	17	31	16	0,123
1206356	R1A12MX12M-0808	8	14	19	32	17	0,148
1206308	R1A12MX12M-1010	10	17	22	34	17,5	0,230
1206128	R1A12MX12M-1212	12	17	24	38	21,5	0,282
1206241	R1A12MX12M-1414	14	19	27	40	22	0,354
1206242	R1A12MX12M-1616	16	24	30	43	24,5	0,451
1206570	R1A12MX12M-2020	20	27	36	48	26,5	0,704
1206571	R1A12MX12M-2525	25	36	46	54	30	1,402
1208138	R1A12MX12M-3030	30	41	50	62	35,5	1,761
1211263	R1A12MX12M-3838	38	50	60	72	41	2,576

// MALE / FEMALE UNION

// R1A11F111M

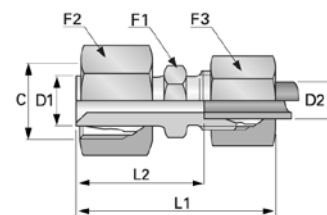
Reducers DIN 24° Pre-assembled
Light Series



Item Code	Part Number	Ø D1 mm	Ø D2 mm	C mm	F1 mm	F2 mm	F3 mm	L1 mm	L2 mm	Weight Kg
1205622	R1A11F111M-0806	8	6	14x1,5	12	17	14	40	25,5	0,041
1205623	R1A11F111M-1006	10	6	16x1,5	12	19	14	42	27,5	0,050
1205624	R1A11F111M-1008	10	8	16x1,5	14	19	17	42	27,5	0,058
1205617	R1A11F111M-1206	12	6	18x1,5	14	22	14	42	27,5	0,060
1205618	R1A11F111M-1208	12	8	18x1,5	14	22	17	42	27,5	0,068
1205619	R1A11F111M-1210	12	10	18x1,5	17	22	19	43	28,5	0,080
1205621	R1A11F111M-1506	15	6	22x1,5	17	27	14	44	29	0,086
1205620	R1A11F111M-1508	15	8	22x1,5	17	27	17	44	29	0,099
1205625	R1A11F111M-1510	15	10	22x1,5	17	27	19	45	30	0,101
1205626	R1A11F111M-1512	15	12	22x1,5	17	27	22	45	30	0,109
1205627	R1A11F111M-1806	18	6	26x1,5	19	32	14	46	31	0,115
1205628	R1A11F111M-1808	18	8	26x1,5	19	32	17	46	31	0,123
1205629	R1A11F111M-1810	18	10	26x1,5	19	32	19	46	31	0,133
1205630	R1A11F111M-1812	18	12	26x1,5	19	32	22	46	31	0,136
1205631	R1A11F111M-1815	18	15	26x1,5	22	32	27	48	33	0,160
1207824	R1A11F111M-2206	22	6	30x2	24	36	14	48	33	0,181
1206843	R1A11F111M-2208	22	8	30x2	24	36	17	48	33	0,189
1206562	R1A11F111M-2210	22	10	30x2	24	36	19	49	34	0,190
1205632	R1A11F111M-2212	22	12	30x2	24	36	22	49	34	0,191
1205633	R1A11F111M-2215	22	15	30x2	24	36	27	50	35	0,209
1205634	R1A11F111M-2218	22	18	30x2	27	36	32	51	34,5	0,230
1207825	R1A11F111M-2806	28	6	36x2	30	41	14	48	33	0,244
1207826	R1A11F111M-2808	28	8	36x2	30	41	17	48	33	0,251
1207827	R1A11F111M-2810	28	10	36x2	30	41	19	49	34	0,257
1205635	R1A11F111M-2812	28	12	36x2	30	41	22	49	34	0,265
1205636	R1A11F111M-2815	28	15	36x2	30	41	27	50	35	0,279
1205637	R1A11F111M-2818	28	18	36x2	30	41	32	51	34,5	0,308
1205638	R1A11F111M-2822	28	22	36x2	30	41	36	53	36,5	0,345
1210999	R1A11F111M-3506	35	6	45x2	36	50	14	53	38,5	0,416
1211000	R1A11F111M-3508	35	8	45x2	36	50	17	53	38,5	0,417
1211001	R1A11F111M-3510	35	10	45x2	36	50	19	54	39,5	0,418
1211002	R1A11F111M-3512	35	12	45x2	36	50	22	54	39,5	0,424
1211003	R1A11F111M-3515	35	15	45x2	36	50	27	56	40,5	0,440
1208154	R1A11F111M-3518	35	18	45x2	36	50	32	56	40	0,450
1205639	R1A11F111M-3522	35	22	45x2	36	50	36	58	42	0,455
1205640	R1A11F111M-3528	35	28	45x2	36	50	41	59	42	0,425
1211004	R1A11F111M-4210	42	10	52x2	46	60	19	57	42	0,640
1211005	R1A11F111M-4212	42	12	52x2	46	60	22	57	42	0,651
1211006	R1A11F111M-4215	42	15	52x2	46	60	27	58	43	0,665
1207828	R1A11F111M-4218	42	18	52x2	46	60	32	59	42,5	0,666
1205641	R1A11F111M-4222	42	22	52x2	46	60	36	61	44,5	0,667

Dimensions shown may be changed without prior notice.

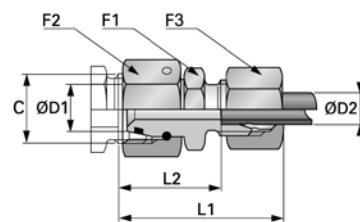
// R1A12F112M

Reducers DIN 24° Pre-assembled
Heavy Series

Item Code	Part Number	Ø D1 mm	Ø D2 mm	C mm	F1 mm	F2 mm	F3 mm	L1 mm	L2 mm	Weight Kg
1205644	R1A12F112M-0806	8	6	16x1,5	14	19	17	43	28	0,064
1205645	R1A12F112M-1006	10	6	18x1,5	14	22	17	45	30,5	0,074
1205646	R1A12F112M-1008	10	8	18x1,5	17	22	19	45	30,5	0,084
1205647	R1A12F112M-1206	12	6	20x1,5	14	24	17	47	32,5	0,091
1205648	R1A12F112M-1208	12	8	20x1,5	17	24	19	47	32,5	0,098
1205649	R1A12F112M-1210	12	10	20x1,5	19	24	22	48	32	0,114
1206338	R1A12F112M-1406	14	6	22x1,5	17	27	17	51	36,5	0,119
1205650	R1A12F112M-1408	14	8	22x1,5	17	27	19	51	36,5	0,124
1205651	R1A12F112M-1410	14	10	22x1,5	19	27	22	52	36	0,136
1205652	R1A12F112M-1412	14	12	22x1,5	22	27	24	52	36	0,144
1206340	R1A12F112M-1606	16	6	24x1,5	17	30	17	53	38,5	0,147
1205653	R1A12F112M-1608	16	8	24x1,5	17	30	19	53	38,5	0,153
1205654	R1A12F112M-1610	16	10	24x1,5	19	30	22	54	38	0,163
1205655	R1A12F112M-1612	16	12	24x1,5	22	30	24	55	38,5	0,183
1205656	R1A12F112M-1614	16	14	24x1,5	22	30	27	57	39,5	0,190
1207857	R1A12F112M-2006	20	6	30x2	22	36	17	58	43	0,227
1206362	R1A12F112M-2008	20	8	30x2	22	36	19	58	43	0,234
1205657	R1A12F112M-2010	20	10	30x2	22	36	22	59	42,5	0,239
1205658	R1A12F112M-2012	20	12	30x2	22	36	24	59	42,5	0,245
1205659	R1A12F112M-2014	20	14	30x2	22	36	27	62	44	0,260
1205660	R1A12F112M-2016	20	16	30x2	24	36	30	62	43,5	0,274
1211188	R1A12F112M-2506	25	6	36x2	27	46	17	62	47,5	0,386
1206884	R1A12F112M-2508	25	8	36x2	27	46	19	62	47,5	0,400
1205661	R1A12F112M-2510	25	10	36x2	27	46	22	63	47	0,410
1205662	R1A12F112M-2512	25	12	36x2	27	46	24	63	47	0,418
1206339	R1A12F112M-2514	25	14	36x2	27	46	27	66	48,5	0,431
1205663	R1A12F112M-2516	25	16	36x2	27	46	30	66	48	0,437
1205664	R1A12F112M-2520	25	20	36x2	30	46	36	70	48	0,445
1211189	R1A12F112M-3006	30	6	42x2	32	50	17	67	52	0,525
1211190	R1A12F112M-3008	30	8	42x2	32	50	19	67	52	0,530
1211191	R1A12F112M-3010	30	10	42x2	32	50	22	68	51,5	0,535
1206563	R1A12F112M-3012	30	12	42x2	32	50	24	68	51,5	0,536
1206846	R1A12F112M-3014	30	14	42x2	32	50	27	71	53	0,546
1205665	R1A12F112M-3016	30	16	42x2	32	50	30	71	52,5	0,556
1205666	R1A12F112M-3020	30	20	42x2	32	50	36	74	52,5	0,586
1205667	R1A12F112M-3025	30	25	42x2	36	50	46	77	53	0,697
1211195	R1A12F112M-3814	38	14	52x2	41	60	27	76	58	0,840
1207858	R1A12F112M-3816	38	16	52x2	41	60	30	76	57,5	0,847
1205668	R1A12F112M-3820	38	20	52x2	41	60	36	79	57,5	0,902
1205669	R1A12F112M-3825	38	25	52x2	41	60	46	82	58	0,958

// R1A15F111M

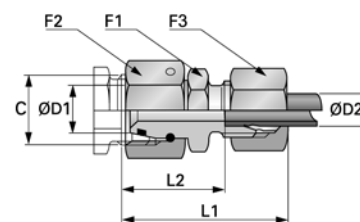
Reducers DIN 24° with O-Ring
Light Series



Item Code	Part Number	Ø D1 mm	Ø D2 mm	C mm	F1 mm	F2 mm	F3 mm	L1 mm	L2 mm	O-Ring mm	Weight Kg
1211354	R1A15F111M-0806	8	6	14x1,5	12	17	14	38	23,5	6x1,5	0,041
1211355	R1A15F111M-1006	10	6	16x1,5	14	19	14	39,5	25	7,5x1,5	0,052
1211356	R1A15F111M-1008	10	8	16x1,5	14	19	17	39,5	25	7,5x1,5	0,058
1211357	R1A15F111M-1206	12	6	18x1,5	17	22	14	39,5	25	9x1,5	0,063
1208070	R1A15F111M-1208	12	8	18x1,5	17	22	17	39,5	25	9x1,5	0,071
1211358	R1A15F111M-1210	12	10	18x1,5	17	22	19	40,5	26	9x1,5	0,081
1211359	R1A15F111M-1506	15	6	22x1,5	19	27	14	42,5	28	12x2	0,091
1208071	R1A15F111M-1508	15	8	22x1,5	19	27	17	42,5	28	12x2	0,104
1208072	R1A15F111M-1510	15	10	22x1,5	19	27	19	43,5	29	12x2	0,106
1211360	R1A15F111M-1512	15	12	22x1,5	19	27	22	43,5	29	12x2	0,111
1211361	R1A15F111M-1806	18	6	26x1,5	24	32	14	42,5	28	15x2	0,128
1211362	R1A15F111M-1808	18	8	26x1,5	24	32	17	42,5	28	15x2	0,128
1211363	R1A15F111M-1810	18	10	26x1,5	24	32	19	43,5	29	15x2	0,140
1208073	R1A15F111M-1812	18	12	26x1,5	24	32	22	43,5	29	15x2	0,143
1211364	R1A15F111M-1815	18	15	26x1,5	24	32	27	45	30	15x2	0,160
1211365	R1A15F111M-2206	22	6	30x2	27	36	14	46,5	32	20x2	0,188
1211366	R1A15F111M-2208	22	8	30x2	27	36	17	46,5	32	20x2	0,196
1211367	R1A15F111M-2212	22	12	30x2	27	36	22	47,5	33	20x2	0,199
1211368	R1A15F111M-2215	22	15	30x2	27	36	27	49	34	20x2	0,216
1211369	R1A15F111M-2218	22	18	30x2	27	36	32	49,5	33,5	20x2	0,230
1211371	R1A15F111M-2806	28	6	36x2	32	41	14	48	34	26x2	0,250
1211372	R1A15F111M-2808	28	8	36x2	32	41	17	48	34	26x2	0,257
1211373	R1A15F111M-2810	28	10	36x2	32	41	19	49	35	26x2	0,263
1211374	R1A15F111M-2812	28	12	36x2	32	41	22	49	35	26x2	0,271
1211375	R1A15F111M-2815	28	15	36x2	32	41	27	51	36	26x2	0,285
1208082	R1A15F111M-2818	28	18	36x2	32	41	32	51	35,5	26x2	0,314
1211376	R1A15F111M-2822	28	22	36x2	32	41	36	53	37,5	26x2	0,351
1211377	R1A15F111M-3515	35	15	45x2	41	50	27	54	39	32x2,5	0,461
1211378	R1A15F111M-3518	35	18	45x2	41	50	32	54,5	38,5	32x2,5	0,471
1208083	R1A15F111M-3522	35	22	45x2	41	50	36	56,5	40,5	32x2,5	0,476
1211379	R1A15F111M-4218	42	18	52x2	50	60	32	58	42	38x2,5	0,667
1211380	R1A15F111M-4222	42	22	52x2	50	60	36	60	44	38x2,5	0,668
1211381	R1A15F111M-4228	42	28	52x2	50	60	41	60,5	44	38x2,5	0,670
1211382	R1A15F111M-4235	42	35	52x2	50	60	50	64,5	43	38x2,5	0,720

Dimensions shown may be changed without prior notice.

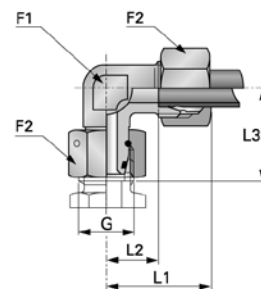
// R1A16F112M

Reducers DIN 24° with O-Ring
Heavy Series

Item Code	Part Number	Ø D1 mm	Ø D2 mm	C mm	F1 mm	F2 mm	F3 mm	L1 mm	L2 mm	O-Ring mm	Weight Kg
1211411	R1A16F112M-0806	8	6	16x1,5	14	19	17	41,5	27	6x1,5	0,065
1211412	R1A16F112M-1006	10	6	18x1,5	17	22	17	42	27,5	7,5x1,5	0,082
1211413	R1A16F112M-1008	10	8	18x1,5	17	22	19	42	27,5	7,5x1,5	0,088
1211414	R1A16F112M-1206	12	6	20x1,5	19	24	17	44,5	30	9x1,5	0,100
1211415	R1A16F112M-1208	12	8	20x1,5	19	24	19	44,5	30	9x1,5	0,102
1211416	R1A16F112M-1210	12	10	20x1,5	19	24	22	45,5	29,5	9x1,5	0,115
1211417	R1A16F112M-1406	14	6	22x1,5	19	27	17	46	31,5	10x2	0,123
1211418	R1A16F112M-1408	14	8	22x1,5	19	27	19	46	31,5	10x2	0,127
1211419	R1A16F112M-1410	14	10	22x1,5	19	27	22	47	31	10x2	0,137
1211420	R1A16F112M-1412	14	12	22x1,5	22	27	24	47	31	10x2	0,151
1207967	R1A16F112M-1606	16	6	24x1,5	22	30	17	46,5	32	10x2	0,148
1211421	R1A16F112M-1608	16	8	24x1,5	22	30	19	46,5	32	12x2	0,154
1208068	R1A16F112M-1610	16	10	24x1,5	22	30	22	47,5	31,5	12x2	0,161
1208069	R1A16F112M-1612	16	12	24x1,5	22	30	24	47,5	31,5	12x2	0,189
1211422	R1A16F112M-1614	16	14	24x1,5	24	30	27	50,5	33	12x2	0,192
1211423	R1A16F112M-2006	20	6	30x2	27	36	17	50,5	36	16,3x2,4	0,244
1211424	R1A16F112M-2008	20	8	30x2	27	36	19	50,5	36	16,3x2,4	0,251
1211425	R1A16F112M-2010	20	10	30x2	27	36	22	51,5	35,5	16,3x2,4	0,256
1208165	R1A16F112M-2012	20	12	30x2	27	36	27	51,5	35,5	16,3x2,4	0,262
1211426	R1A16F112M-2014	20	14	30x2	27	36	27	54,5	37	16,3x2,4	0,277
1208166	R1A16F112M-2016	20	16	30x2	27	36	30	54,5	36,5	16,3x2,4	0,285
1211427	R1A16F112M-2506	25	6	36x2	32	46	17	53	38,5	20,3x2,4	0,388
1211428	R1A16F112M-2508	25	8	36x2	32	46	19	53	38,5	20,3x2,4	0,403
1211429	R1A16F112M-2510	25	10	36x2	32	46	22	54	38	20,3x2,4	0,413
1211430	R1A16F112M-2512	25	12	36x2	32	46	24	54	38	20,3x2,4	0,421
1211431	R1A16F112M-2514	25	14	36x2	32	46	27	57	39,5	20,3x2,4	0,434
1208167	R1A16F112M-2516	25	16	36x2	32	46	30	57	39	20,3x2,4	0,440
1211432	R1A16F112M-2520	25	20	36x2	32	46	36	60,5	39	20,3x2,4	0,448
1211433	R1A16F112M-3006	30	6	42x2	41	50	17	58,5	44	25,3x2,4	0,557
1211434	R1A16F112M-3008	30	8	42x2	41	50	19	58,5	44	25,3x2,4	0,538
1211435	R1A16F112M-3010	30	10	42x2	41	50	22	59,5	43,5	25,3x2,4	0,543
1211436	R1A16F112M-3012	30	12	42x2	41	50	24	59,5	43,5	25,3x2,4	0,544
1211437	R1A16F112M-3014	30	14	42x2	41	50	27	62,5	45	25,3x2,4	0,554
1211438	R1A16F112M-3016	30	16	42x2	41	50	30	62,5	44,5	25,3x2,4	0,564
1207987	R1A16F112M-3020	30	20	42x2	41	50	36	66	44,5	25,3x2,4	0,594
1207963	R1A16F112M-3025	30	25	42x2	41	50	46	69	45	25,3x2,4	0,694
1211442	R1A16F112M-3814	38	14	52x2	50	60	27	66	48,5	33,3x2,4	0,859
1211443	R1A16F112M-3816	38	16	52x2	50	60	30	66	48	33,3x2,4	0,866
1211444	R1A16F112M-3820	38	20	52x2	50	60	36	69,5	48	33,3x2,4	0,921
1211445	R1A16F112M-3825	38	25	52x2	50	60	46	72,5	48,5	33,3x2,4	0,977
1211446	R1A16F112M-3830	38	30	52x2	50	60	50	75,5	49	33,3x2,4	0,990

// R1A15F911M

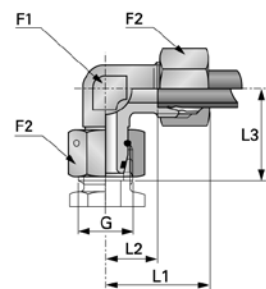
90° Adjustable Elbow Connector
 DIN 24° Male - Female with O-Ring
 Light Series



Item Code	Part Number	Ø D mm	G mm	F1 mm	F2 mm	L1 mm	L2 mm	L3 mm	O-Ring mm	Weight Kg
1211396	R1A15F911M-0606	6	12x1,5	14	14	29	14	26	4x1,5	0,045
1207070	R1A15F911M-0808	8	14x1,5	14	17	29	14	27,5	6x1,5	0,057
1206816	R1A15F911M-1010	10	16x1,5	17	19	30	15	29	7,5x1,5	0,069
1206852	R1A15F911M-1212	12	18x1,5	19	22	32	17	29,5	9x1,5	0,093
1206853	R1A15F911M-1515	15	22x1,5	19	27	36	21	32,5	12x2	0,160
1206854	R1A15F911M-1818	18	26x1,5	24	32	40	23,5	35,5	15x2	0,232
1206855	R1A15F911M-2222	22	30x2	27	36	44	27,5	38,5	20x2	0,313
1211397	R1A15F911M-2828	28	36x2	36	41	47	30,5	41,5	26x2	0,426
1208087	R1A15F911M-3535	35	45x2	41	50	56	34,5	51	32x2	0,643
1211398	R1A15F911M-4242	42	52x2	50	60	63	40	56	38x2,5	1,013

// R1A16F912M

90° Adjustable Elbow Connector
 DIN 24° Male - Female with O-Ring
 Heavy Series

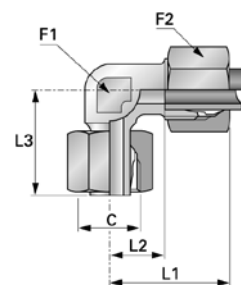


Item Code	Part Number	Ø D mm	G mm	F1 mm	F2 mm	L1 mm	L2 mm	L3 mm	O-Ring mm	Weight Kg
1208183	R1A16F912M-0606	6	14x1,5	14	17	31	16	27	4x1,5	0,063
1206824	R1A16F912M-0808	8	16x1,5	17	19	32	17	27,5	6x1,5	0,078
1211456	R1A16F912M-1010	10	18x1,5	19	22	34	17,5	30	7,5x1,5	0,117
1206823	R1A16F912M-1212	12	20x1,5	22	24	38	21,5	31	9x1,5	0,140
1208186	R1A16F912M-1414	14	22x1,5	19	27	40	22	35	10x2	0,196
1207073	R1A16F912M-1616	16	24x1,5	24	30	43	24,5	36,5	12x2	0,252
1207074	R1A16F912M-2020	20	30x2	27	36	48	26,5	44,5	16,3x2,4	0,401
1207075	R1A16F912M-2525	25	36x2	36	46	54	30	50	20,3x2,4	0,727
1207076	R1A16F912M-3030	30	42x2	41	50	62	35,5	55	25,3x2,4	0,990
1211457	R1A16F912M-3838	38	52x2	50	60	72	41	63	33,3x2,4	1,439

Dimensions shown may be changed without prior notice.

// R1A11M911F

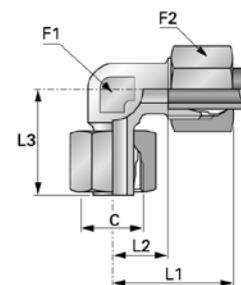
90° Adjustable Elbow Connector
DIN 24° Male - Female Pre-assembled
Light Series



Item Code	Part Number	Ø D mm	C mm	F1 mm	F2 mm	L1 mm	L2 mm	L3 mm	Weight Kg
1206164	R1A11M911F-0606	6	12x1,5	12	14	27	12	26	0,040
1205536	R1A11M911F-0808	8	14x1,5	12	17	29	14	27,5	0,046
1204070	R1A11M911F-1010	10	16x1,5	14	19	30	15	29	0,065
1204071	R1A11M911F-1212	12	18x1,5	17	22	32	17	29,5	0,090
1204072	R1A11M911F-1515	15	22x1,5	19	27	36	21	32,5	0,149
1205756	R1A11M911F-1818	18	26x1,5	24	32	40	23,5	35,5	0,215
1205731	R1A11M911F-2222	22	30x2	27	36	44	27,5	38,5	0,285
1206045	R1A11M911F-2828	28	36x2	36	41	47	30,5	41,5	0,410
1206044	R1A11M911F-3535	35	45x2	41	50	56	34,5	51	0,590
1205535	R1A11M911F-4242	42	52x2	50	60	63	40	56	1,045

// R1A12M912F

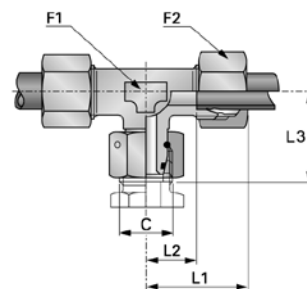
90° Adjustable Elbow Connector
DIN 24° Male - Female Pre-assembled
Heavy Series



Item Code	Part Number	Ø D mm	C mm	F1 mm	F2 mm	L1 mm	L2 mm	L3 mm	Weight Kg
1206278	R1A12M912F-0606	6	14x1,5	12	17	31	16	27	0,051
1205732	R1A12M912F-0808	8	16x1,5	14	19	32	17	27,5	0,074
1205563	R1A12M912F-1010	10	18x1,5	17	22	34	17,5	30	0,100
1205757	R1A12M912F-1212	12	20x1,5	17	24	38	21,5	31	0,133
1205733	R1A12M912F-1414	14	22x1,5	19	27	40	22	35	0,165
1205532	R1A12M912F-1616	16	24x1,5	24	30	43	24,5	36,5	0,235
1205533	R1A12M912F-2020	20	30x2	27	36	48	26,5	44,5	0,340
1205534	R1A12M912F-2525	25	36x2	36	46	54	30	50	0,680
1205734	R1A12M912F-3030	30	42x2	41	50	62	35,5	55	0,885
1206412	R1A12M912F-3838	38	52x2	50	60	72	41	63	1,420

// R1A15FT11M

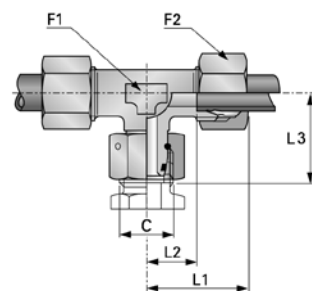
Branch Tee Adjustable Elbow Connector
DIN 24° Male - Female with O-Ring
Light Series



Item Code	Part Number	Ø D mm	C mm	F1 mm	F2 mm	L1 mm	L2 mm	L3 mm	O-Ring mm	Weight Kg
1211350	R1A15FT11M-0606	6	12x1,5	14	14	29	14	26	4x1,5	0,065
1208058	R1A15FT11M-0808	8	14x1,5	14	17	29	14	27,5	6x1,5	0,077
1206856	R1A15FT11M-1010	10	16x1,5	17	19	30	15	29	7,5x1,5	0,100
1210689	R1A15FT11M-1212	12	18x1,5	19	22	32	17	29,5	9x1,5	0,132
1208059	R1A15FT11M-1515	15	22x1,5	19	27	36	21	32,5	12x2	0,266
1208060	R1A15FT11M-1818	18	26x1,5	24	32	40	23,5	35,5	15x2	0,337
1211351	R1A15FT11M-2222	22	30x2	27	36	44	27,5	38,5	20x2	0,436
1211352	R1A15FT11M-2828	28	36x2	36	41	47	30,5	41,5	26x2	0,616
1208061	R1A15FT11M-3535	35	45x2	41	50	56	34,5	51	32x2	0,918
1211353	R1A15FT11M-4242	42	52x2	50	60	63	40	56	38x2	1,063

// R1A16FT12M

Branch Tee Adjustable Elbow Connector
DIN 24° Male - Female with O-Ring
Heavy Series

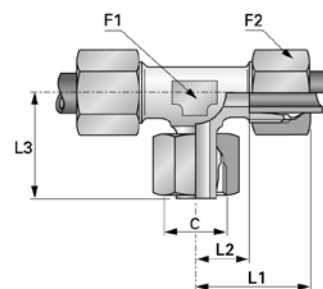


Item Code	Part Number	Ø D mm	C mm	F1 mm	F2 mm	F3 mm	L1 mm	L2 mm	O-Ring mm	Weight Kg
1211404	R1A16FT12M-0606	6	14x1,5	14	17	31	16	27	4x1,5	0,097
1211405	R1A16FT12M-0808	8	16x1,5	17	19	32	17	27,5	6x1,5	0,118
1208196	R1A16FT12M-1010	10	18x1,5	19	22	34	17,5	30	7,5x1,5	0,157
1208197	R1A16FT12M-1212	12	20x1,5	22	24	38	21,5	31	9x1,5	0,214
1211406	R1A16FT12M-1414	14	22x1,5	19	27	40	22	35	10x2	0,280
1207470	R1A16FT12M-1616	16	24x1,5	24	30	43	24,5	36,5	12x2	0,367
1211407	R1A16FT12M-2020	20	30x2	27	36	48	26,5	44,5	16,3x2	0,601
1211408	R1A16FT12M-2525	25	36x2	36	46	54	30	50	20,3x2,4	1,028
1211409	R1A16FT12M-3030	30	42x2	41	50	62	35,5	55	25,3x2,4	1,338
1211410	R1A16FT12M-3838	38	52x2	50	60	72	41	63	33,3x2,4	1,988

Dimensions shown may be changed without prior notice.

// R1A11MT11F

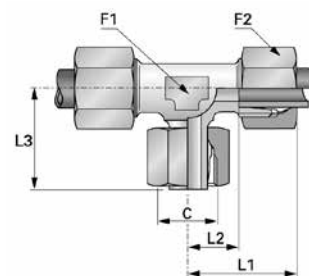
Branch Tee Adjustable Elbow Connector
DIN 24° Male - Female Pre-assembled
Light Series



Item Code	Part Number	Ø D mm	C mm	F1 mm	F2 mm	L1 mm	L2 mm	L3 mm	Weight Kg
1204222	R1A11MT11F-0606	6	12x1,5	12	14	27	12	26	0,060
1205477	R1A11MT11F-0808	8	14x1,5	12	17	29	14	27,5	0,066
1205735	R1A11MT11F-1010	10	16x1,5	14	19	30	15	29	0,090
1205522	R1A11MT11F-1212	12	18x1,5	17	22	32	17	29,5	0,130
1205676	R1A11MT11F-1515	15	22x1,5	19	27	36	21	32,5	0,209
1205758	R1A11MT11F-1818	18	26x1,5	24	32	40	23,5	35,5	0,320
1205736	R1A11MT11F-2222	22	30x2	27	36	44	27,5	38,5	0,420
1206279	R1A11MT11F-2828	28	36x2	36	41	47	30,5	41,5	0,600
1206584	R1A11MT11F-3535	35	45x2	41	50	56	34,5	51	0,865
1206585	R1A11MT11F-4242	42	52x2	50	60	63	40	56	1,095

// R1A12MT12F

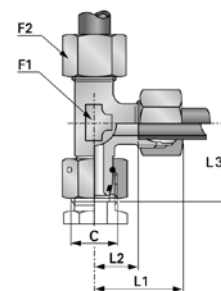
Branch Tee Adjustable Elbow Connector
DIN 24° Male - Female Pre-assembled
Heavy Series



Item Code	Part Number	Ø D mm	C mm	F1 mm	F2 mm	L1 mm	L2 mm	L3 mm	Weight Kg
1206355	R1A12MT12F-0606	6	14x1,5	12	17	31	16	27	0,086
1206373	R1A12MT12F-0808	8	16x1,5	14	19	32	17	27,5	0,119
1205581	R1A12MT12F-1010	10	18x1,5	17	22	34	17,5	30	0,140
1205737	R1A12MT12F-1212	12	20x1,5	17	24	38	21,5	31	0,198
1206280	R1A12MT12F-1414	14	22x1,5	19	27	40	22	35	0,270
1205738	R1A12MT12F-1616	16	24x1,5	24	30	43	24,5	36,5	0,356
1205739	R1A12MT12F-2020	20	30x2	27	36	48	26,5	44,5	0,540
1206281	R1A12MT12F-2525	25	36x2	36	46	54	30	50	1,020
1206297	R1A12MT12F-3030	30	42x2	41	50	62	35,5	55	1,329
1206587	R1A12MT12F-3838	38	52x2	50	60	72	41	63	2,100

// R1A15FL11M

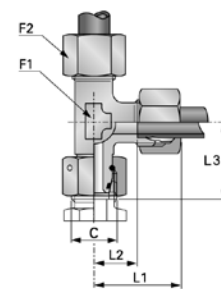
Run Tee Adjustable Elbow Connector
 DIN 24° Male - Female with O-Ring
 Light Series



Item Code	Part Number	Ø D mm	C mm	F1 mm	F2 mm	L1 mm	L2 mm	L3 mm	O-Ring mm	Weight Kg
1211347	R1A15FL11M-0606	6	12x1,5	14	14	29	14	26	4x1,5	0,065
1208088	R1A15FL11M-0808	8	14x1,5	14	17	29	14	27,5	6x1,5	0,081
1206813	R1A15FL11M-1010	10	16x1,5	17	19	30	15	29	7,5x1,5	0,100
1206889	R1A15FL11M-1212	12	18x1,5	19	22	32	17	29,5	9x1,5	0,141
1207522	R1A15FL11M-1515	15	22x1,5	19	27	36	21	32,5	12x2	0,230
1208089	R1A15FL11M-1818	18	26x1,5	24	32	40	23,5	35,5	15x2	0,317
1207518	R1A15FL11M-2222	22	30x2	27	36	44	27,5	38,5	20x2	0,433
1208090	R1A15FL11M-2828	28	36x2	36	41	47	30,5	41,5	26x2	0,561
1211348	R1A15FL11M-3535	35	45x2	41	50	56	34,5	51	32x2,5	0,908
1211349	R1A15FL11M-4242	42	52x2	50	60	63	40	56	38x2,5	1,340

// R1A16FL12M

Run Tee Adjustable Elbow Connector
 DIN 24° Male - Female with O-Ring
 Heavy Series

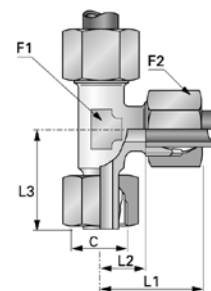


Item Code	Part Number	Ø D mm	C mm	F1 mm	F2 mm	L1 mm	L2 mm	L3 mm	O-Ring mm	Weight Kg
1211400	R1A16FL12M-0606	6	14x1,5	14	17	31	16	27	4x1,5	0,091
1207087	R1A16FL12M-0808	8	16x1,5	17	19	32	17	27,5	6x1,5	0,117
1211401	R1A16FL12M-1010	10	18x1,5	19	22	34	17,5	30	7,5x1,5	0,167
1208190	R1A16FL12M-1212	12	20x1,5	22	24	38	21,5	31	9x1,5	0,213
1206883	R1A16FL12M-1414	14	22x1,5	19	27	40	22	35	10x2	0,279
1211402	R1A16FL12M-1616	16	24x1,5	24	30	43	24,5	36,5	12x2	0,369
1208193	R1A16FL12M-2020	20	30x2	27	36	48	26,5	44,5	16,3x2,4	0,577
1207086	R1A16FL12M-2525	25	36x2	36	46	54	30	50	20,3x2,4	1,043
1211403	R1A16FL12M-3030	30	42x2	41	50	62	35,5	55	25,3x2,4	1,358
1208194	R1A16FL12M-3838	38	52x2	50	60	72	41	63	33,3x2,4	1,983

Dimensions shown may be changed without prior notice.

// R1A11ML11F

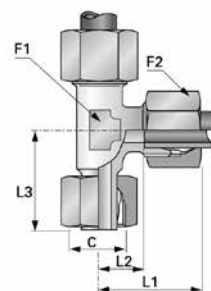
Run Tee Adjustable Elbow Connector
DIN 24° Male - Female Pre-assembled
Light Series



Item Code	Part Number	Ø D mm	C mm	F1 mm	F2 mm	L1 mm	L2 mm	L3 mm	Weight Kg
1205478	R1A11ML11F-0606	6	12x1,5	12	14	27	12	26	0,060
1205479	R1A11ML11F-0808	8	14x1,5	12	17	29	14	27,5	0,071
1205677	R1A11ML11F-1010	10	16x1,5	14	19	30	15	29	0,095
1204220	R1A11ML11F-1212	12	18x1,5	17	22	32	17	29,5	0,125
1204221	R1A11ML11F-1515	15	22x1,5	19	27	36	21	32,5	0,199
1205529	R1A11ML11F-1818	18	26x1,5	24	32	40	23,5	35,5	0,300
1205759	R1A11ML11F-2222	22	30x2	27	36	44	27,5	38,5	0,400
1206072	R1A11ML11F-2828	28	36x2	36	41	47	30,5	41,5	0,545
1206129	R1A11ML11F-3535	35	45x2	41	50	56	34,5	51	0,720
1206586	R1A11ML11F-4242	42	52x2	50	60	63	40	56	1,080

// R1A12ML12F

Run Tee Adjustable Elbow Connector
DIN 24° Male - Female Pre-assembled
Heavy Series

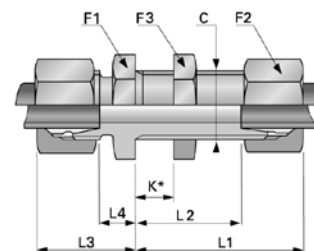


Item Code	Part Number	Ø D mm	C mm	F1 mm	F2 mm	L1 mm	L2 mm	L3 mm	Weight Kg
1206354	R1A12ML12F-0606	6	14x1,5	12	17	31	16	27	0,076
1206367	R1A12ML12F-0808	8	16x1,5	14	19	32	17	27,5	0,109
1205580	R1A12ML12F-1010	10	18x1,5	17	22	34	17,5	30	0,160
1206179	R1A12ML12F-1212	12	20x1,5	17	24	38	21,5	31	0,193
1206130	R1A12ML12F-1414	14	22x1,5	19	27	40	22	35	0,250
1206010	R1A12ML12F-1616	16	24x1,5	24	30	43	24,5	36,5	0,345
1205678	R1A12ML12F-2020	20	30x2	27	36	48	26,5	44,5	0,505
1206255	R1A12ML12F-2525	25	36x2	36	46	54	30	50	0,970
1205574	R1A12ML12F-3030	30	42x2	41	50	62	35,5	55	1,245
1206588	R1A12ML12F-3838	38	52x2	50	60	72	41	63	1,915

// BULKHEAD

// R1A11T111M

Straight Union DIN 24° Bulkhead Light Series

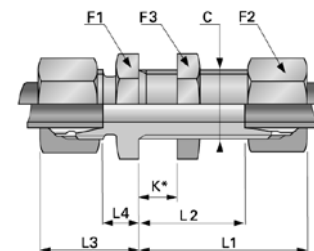


Item Code	Part Number	Ø D mm	C mm	F1 mm	F2 mm	F3 mm	L1 mm	L2 mm	L3 mm	L4 mm	Weight Kg
1206125	R1A11T111M-0606	6	12x1,5	17	14	17	42	27	22	7	0,067
1205545	R1A11T111M-0808	8	14x1,5	19	17	19	42	27	23	8	0,084
1206243	R1A11T111M-1010	10	16x1,5	22	19	22	43	28	25	10	0,125
1205892	R1A11T111M-1212	12	18x1,5	24	22	24	44	29	25	10	0,147
1205679	R1A11T111M-1515	15	22x1,5	27	27	30	46	31	27	12	0,228
1206126	R1A11T111M-1818	18	26x1,5	32	32	36	49	32,5	29	13,5	0,332
1205540	R1A11T111M-2222	22	30x2	36	36	41	51	34,5	33	16,5	0,415
1206071	R1A11T111M-2828	28	36x2	41	41	46	52	35,5	35	18,5	0,521
1206244	R1A11T111M-3535	35	45x2	50	50	55	58	36,5	40	18,5	0,800
1207043	R1A11T111M-4242	42	52x2	60	60	65	59	36	42	19	1,193

* K=16 mm max

// R1A12T112M

Straight Union DIN 24° Bulkhead Heavy Series

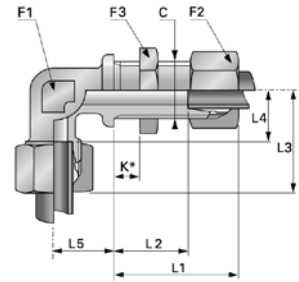


Item Code	Part Number	Ø D mm	C mm	F1 mm	F2 mm	F3 mm	L1 mm	L2 mm	L3 mm	L4 mm	Weight Kg
1206358	R1A12T112M-0606	6	14x1,5	19	17	19	44	29	27	12	0,096
1205969	R1A12T112M-0808	8	16x1,5	22	19	22	44	29	28	13	0,124
1206245	R1A12T112M-1010	10	18x1,5	24	22	24	46	29,5	31	14,5	0,181
1206247	R1A12T112M-1212	12	20x1,5	27	24	27	47	30,5	31	14,5	0,210
1206246	R1A12T112M-1414	14	22x1,5	30	27	30	50	32	35	17	0,267
1205970	R1A12T112M-1616	16	24x1,5	32	30	32	50	31,5	35	16,5	0,310
1205957	R1A12T112M-2020	20	30x2	36	36	41	56	33,5	39	17,5	0,545
1206127	R1A12T112M-2525	25	36x2	46	46	46	59	35	44	20	0,890
1205575	R1A12T112M-3030	30	42x2	50	50	50	64	37,5	48	21,5	1,077
1206417	R1A12T112M-3838	38	52x2	65	60	65	68	37	53	22	1,438

* K=16 mm max

Dimensions shown may be changed without prior notice.

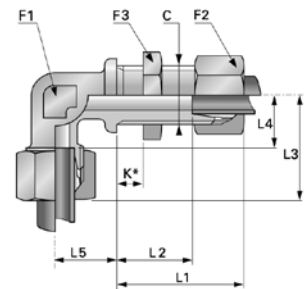
// R1A11T911M

90° Union DIN 24° Bulkhead
Light Series

Item Code	Part Number	Ø D mm	C mm	F1 mm	F2 mm	F3 mm	L1 mm	L2 mm	L3 mm	L4 mm	L5 mm	Weight Kg
1206248	R1A11T911M-0606	6	12x1,5	12	14	17	42	27	27	12	14	0,067
1206249	R1A11T911M-0808	8	14x1,5	12	17	19	42	27	29	14	17	0,099
1206250	R1A11T911M-1010	10	16x1,5	14	19	22	43	28	30	15	18	0,135
1206251	R1A11T911M-1212	12	18x1,5	17	22	24	44	29	32	17	20	0,187
1205686	R1A11T911M-1515	15	22x1,5	19	27	30	46	31	36	21	23	0,273
1206252	R1A11T911M-1818	18	26x1,5	24	32	36	49	32,5	40	23,5	24	0,372
1206253	R1A11T911M-2222	22	30x2	27	36	41	51	34,5	44	27,5	30	0,465
1206357	R1A11T911M-2828	28	36x2	36	41	46	52	35,5	47	30,5	34	0,640
1206254	R1A11T911M-3535	35	45x2	41	50	55	58	36,5	56	34,5	39	0,994
1206820	R1A11T911M-4242	42	52x2	50	60	65	59	36	63	40	43	1,563

* K=16 mm max

// R1A12T912M

90° Union DIN 24° Bulkhead
Heavy Series

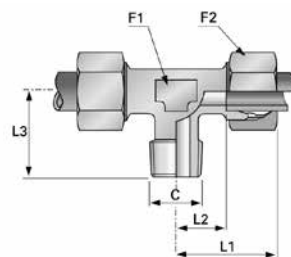
Item Code	Part Number	Ø D mm	C mm	F1 mm	F2 mm	F3 mm	L1 mm	L2 mm	L3 mm	L4 mm	L5 mm	Weight Kg
1207147	R1A12T912M-0606	6	14x1,5	12	17	19	44	29	31	16	17	0,096
1206374	R1A12T912M-0808	8	16x1,5	14	19	22	44	29	32	17	18	0,124
1206256	R1A12T912M-1010	10	18x1,5	17	22	24	46	29,5	34	17,5	20	0,181
1206260	R1A12T912M-1212	12	20x1,5	17	24	27	47	30,5	38	21,5	21	0,225
1206257	R1A12T912M-1414	14	22x1,5	19	27	30	50	32	40	22	23	0,287
1206258	R1A12T912M-1616	16	24x1,5	24	30	32	50	31,5	43	24,5	24	0,365
1206259	R1A12T912M-2020	20	30x2	27	36	41	55	33,5	48	26,5	30	0,580
1206261	R1A12T912M-2525	25	36x2	36	46	46	59	35	54	30	34	1,000
1207148	R1A12T912M-3030	30	42x2	41	50	50	68	37,5	66	35,5	39	1,122
1207149	R1A12T912M-3838	38	52x2	50	60	60	68	37	72	41	43	1,758

* K=16 mm max

// METRIC

// R1A11MT62M

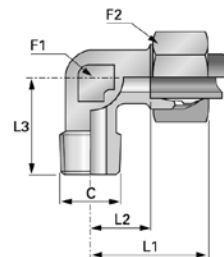
Branch Tee Elbow Connector
 DIN 24° Male Metric Conic
 Light Series



Item Code	Part Number	Ø D mm	C mm	F1 mm	F2 mm	L1 mm	L2 mm	L3 mm	Weight Kg
1211078	R1A11MT62M-0610	6	10x1	12	14	27	12	20	0,059
1211079	R1A11MT62M-0812	8	12x1,5	14	17	29	14	26	0,087
1211080	R1A11MT62M-1216	12	16x1,5	19	22	32	17	28	0,156
1211081	R1A11MT62M-1518	15	18x1,5	19	27	36	21	32	0,205
1211082	R1A11MT62M-1822	18	22x1,5	24	32	40	23,5	36	0,304

// R1A11M962M

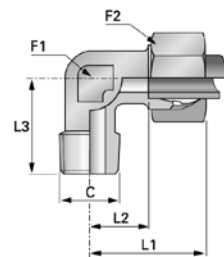
90° Elbow Connector
 DIN 24° Male Metric Conic
 Light Series



Item Code	Part Number	Ø D mm	C mm	F1 mm	F2 mm	L1 mm	L2 mm	L3 mm	Weight Kg
1206141	R1A11M962M-0610	6	10x1	12	14	27	12	20	0,040
1206353	R1A11M962M-0812	8	12x1,5	14	17	29	14	26	0,063
1205818	R1A11M962M-1014	10	14x1,5	17	19	30	15	27	0,088
1205819	R1A11M962M-1216	12	16x1,5	19	22	32	17	28	0,118
1206229	R1A11M962M-1518	15	18x1,5	19	27	36	21	32	0,120
1208106	R1A11M962M-1822	18	22x1,5	24	32	40	23,5	36	0,166

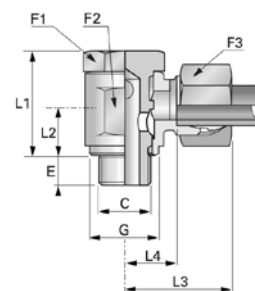
// R1A12M962M

90° Elbow Connector
 DIN 24° Male Metric Conic
 Heavy Series

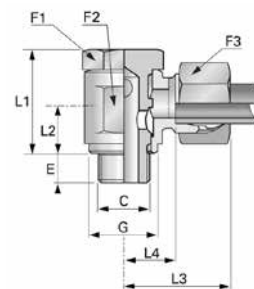


Item Code	Part Number	Ø D1 mm	C mm	F1 mm	F2 mm	L1 mm	L2 mm	L3 mm	Weight Kg
1211333	R1A12M962M-0612	6	12x1,5	14	17	31	16	26	0,070
1211334	R1A12M962M-0814	8	14x1,5	17	19	32	17	27	0,094
1206142	R1A12M962M-1016	10	16x1,5	19	22	34	17,5	28	0,133
1206143	R1A12M962M-1218	12	18x1,5	22	24	38	21,5	28	0,168
1211335	R1A12M962M-1420	14	20x1,5	19	27	40	22	32	0,153
1206720	R1A12M962M-1622	16	22x1,5	24	30	43	24,5	36	0,189

Dimensions shown may be changed without prior notice.

// R1A11M909M**Banjo Adjustable - Type A Metric Cylindric DIN 24°
Light Series**

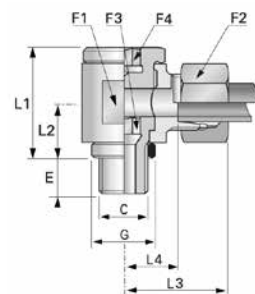
Item Code	Part Number	Ø D mm	C mm	E mm	F1 mm	F2 mm	F3 mm	G mm	L1 mm	L2 mm	L3 mm	L4 mm	Weight Kg
1205882	R1A11M909M-0610	6	10x1,5	6	14	17	14	14,5	22	10	26	11,5	0,038
1206274	R1A11M909M-0812	8	12x1,5	9	19	19	17	18	26	12,5	28	13	0,070
1206152	R1A11M909M-1014	10	14x1,5	9	19	22	19	19	28	13,5	30	15	0,080
1206581	R1A11M909M-1216	12	16x1,5	9	22	24	22	21,8	32	15,5	31	16	0,110
1206577	R1A11M909M-1518	15	18x1,5	9	24	24	27	23,5	37	18,5	33	18	0,165
1206580	R1A11M909M-1822	18	22x1,5	11	27	30	32	26,5	45	22	36	19,5	0,265
1206579	R1A11M909M-2226	22	26x1,5	13	32	36	36	32	49	24	41	24,5	0,350

// R1A12M909M**Banjo Adjustable - Type A Metric Cylindric DIN 24°
Heavy Series**

Item Code	Part Number	Ø D mm	C mm	E mm	F1 mm	F2 mm	F3 mm	G mm	L1 mm	L2 mm	L3 mm	L4 mm	Weight Kg
1207056	R1A12M909M-0612	6	12x1,5	9	19	19	17	18	26	12,5	29	14,5	0,067
1207057	R1A12M909M-0814	8	14x1,5	9	19	22	19	19	28	13,5	31	16	0,093
1208098	R1A12M909M-1016	10	16x1,5	9	22	24	22	21,8	32	15,5	32	16	0,130
1206456	R1A12M909M-1218	12	18x1,5	9	24	24	24	23,5	37	18,5	34	17,5	0,168
1208099	R1A12M909M-1420	14	20x1,5	11	27	30	27	26,5	37	18,5	38	20,5	0,215
1206578	R1A12M909M-1622	16	22x1,5	11	27	30	30	26,5	45	22	40	21,5	0,275
1211301	R1A12M909M-2027	20	27x2	13	32	36	36	32	49	24	45	23,5	0,425

// R1A11ME50M

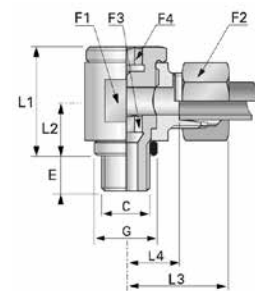
Banjo Adjustable - Type B Metric Cylindric DIN 24°
Light Series



Item Code	Part Number	Ø D mm	C mm	E mm	F1 mm	F2 mm	F3 mm	F4 mm	G mm	L1 mm	L2 mm	L3 mm	L4 mm	Weight Kg
1211010	R1A11ME50M-0610	6	10x1	8	19	14	6	6	14	24	12	28	13	0,062
1206153	R1A11ME50M-0812	8	12x1,5	12	22	17	6	6	17	30,5	15	29	14,5	0,076
1206275	R1A11ME50M-1014	10	14x1,5	12	22	19	8	8	19	30,5	16	30	15,5	0,114
1206276	R1A11ME50M-1216	12	16x1,5	12	27	22	10	10	21	36	18	33	18	0,179
1206154	R1A11ME50M-1518	15	18x1,5	12	30	27	12	12	23	40,5	20	36	21	0,241
1207055	R1A11ME50M-1822	18	22x1,5	14	36	32	14	14	27	46	23	38	21,5	0,301
1211011	R1A11ME50M-2226	22	26x1,5	16	41	36	17	17	31	50,5	25	42	26	0,399
1211012	R1A11ME50M-2833	28	33x2	18	50	41	22	22	39,9	59,9	30,5	48	31,5	0,696
1211013	R1A11ME50M-3542	35	42x2	20	60	50	27	27	49	75	37	57	35,5	1,161

// R1A12ME50M

Banjo Adjustable - Type B Metric Cylindric DIN 24°
Heavy Series

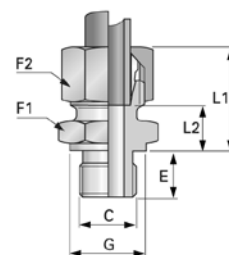


Item Code	Part Number	Ø D mm	C mm	E mm	F1 mm	F2 mm	F3 mm	F4 mm	G mm	L1 mm	L2 mm	L3 mm	L4 mm	Weight Kg
1206895	R1A12ME50M-0612	6	12x1,5	12	22	17	6	6	17	30,5	15	31	16,5	0,092
1207058	R1A12ME50M-0814	8	14x1,5	12	22	19	8	8	19	30,5	16	31	16,5	0,116
1206155	R1A12ME50M-1016	10	16x1,5	12	27	22	10	10	21	36	18	35	18,5	0,189
1206156	R1A12ME50M-1218	12	18x1,5	12	30	24	12	12	23	40,5	20	37	20,5	0,240
1206844	R1A12ME50M-1420	14	20x1,5	12	32	27	12	12	25	42	21	41	23	0,302
1208221	R1A12ME50M-1622	16	22x1,5	14	36	30	14	14	27	46	23	41	22,5	0,389
1207465	R1A12ME50M-2027	20	27x2	16	46	36	17	17	32	57,5	28	49	27,5	0,578
1211200	R1A12ME50M-2533	25	33x2	18	50	46	22	22	39	63	32	55	31	1,014
1208222	R1A12ME50M-3042	30	42x2	20	60	50	27	27	49	75	37	63	36,5	1,568
1206157	R1A12ME50M-3848	38	48x2	22	70	60	32	32	55	85	42	72	41	2,428

Dimensions shown may be changed without prior notice.

// R1A11M150M

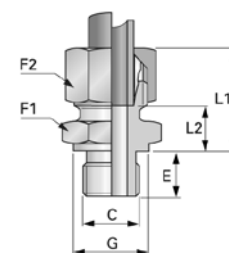
Straight Connector
DIN 24° Male Metric Cylindric
Light Series



Item Code	Part Number	Ø D mm	C mm	E mm	F1 mm	F2 mm	G mm	L1 mm	L2 mm	Weight Kg
1205809	R1A11M150M-0610	6	10x1,5	8	14	14	14	23	8,5	0,025
1205684	R1A11M150M-0812	8	12x1,5	12	17	17	17	25	10	0,040
1205556	R1A11M150M-1014	10	14x1,5	12	19	19	19	26	11	0,047
1203520	R1A11M150M-1216	12	16x1,5	12	22	22	21	27	12,5	0,063
1205557	R1A11M150M-1518	15	18x1,5	12	24	27	23	29	13,5	0,095
1206006	R1A11M150M-1822	18	22x1,5	14	27	32	27	31	14,5	0,129
1205812	R1A11M150M-2226	22	26x1,5	16	32	36	31	33	16,5	0,176
1206534	R1A11M150M-2833	28	33x2	18	41	41	39	34	17,5	0,247
1208162	R1A11M150M-3542	35	42x2	20	50	50	49	39	17,5	0,407
1207814	R1A11M150M-4248	42	48x2	22	60	60	55	42	19	0,456

// R1A12M150M

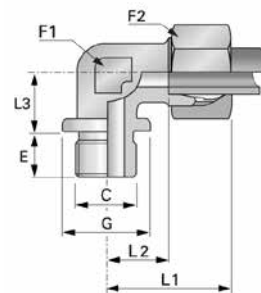
Straight Connector
DIN 24° Male Metric Cylindric
Heavy Series



Item Code	Part Number	Ø D mm	C mm	E mm	F1 mm	F2 mm	G mm	L1 mm	L2 mm	Weight Kg
1206225	R1A12M150M-0612	6	12x1,5	12	17	17	17	28	13	0,045
1206226	R1A12M150M-0814	8	14x1,5	12	19	19	19	30	15	0,055
1205971	R1A12M150M-1016	10	16x1,5	12	22	22	21	31	15	0,082
1205813	R1A12M150M-1218	12	18x1,5	12	24	24	23	33	17	0,105
1205814	R1A12M150M-1420	14	14x1,5	14	27	27	25	37	19	0,148
1205815	R1A12M150M-1622	16	22x1,5	14	27	30	27	37	18,5	0,154
1205816	R1A12M150M-2027	20	27x2	16	32	36	32	42	20,5	0,253
1205817	R1A12M150M-2533	25	33x2	18	41	46	39	47	23	0,465
1211293	R1A12M150M-3042	30	42x2	20	50	50	49	50	23,5	0,644
1211294	R1A12M150M-3848	38	48x2	22	55	60	55	57	26	0,889

// R1A11M950M

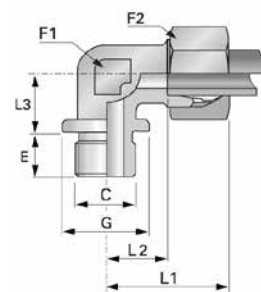
90° Elbow Connector
 DIN 24° Male Metric Cylindric
 Light Series



Item Code	Part Number	Ø D mm	C mm	E mm	F1 mm	F2 mm	G mm	L1 mm	L2 mm	L3 mm	Weight Kg
1211163	R1A11M950M-2226	22	26x1,5	16	27	36	31	44	27,5	26	0,246
1211164	R1A11M950M-2833	28	33x2	18	36	41	39	47	30,5	30	0,347
1211165	R1A11M950M-3542	35	42x2	20	41	50	49	56	34,5	34	0,612
1211166	R1A11M950M-4248	42	48x2	22	50	60	55	63	40	39	0,846

// R1A12M950M

90° Elbow Connector
 DIN 24° Male Metric Cylindric
 Heavy Series

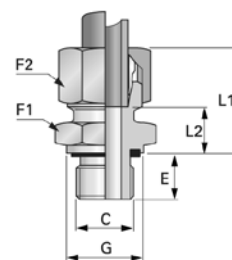


Item Code	Part Number	Ø D mm	C mm	E mm	F1 mm	F2 mm	G mm	L1 mm	L2 mm	L3 mm	Weight Kg
1211320	R1A12M950M-2027	20	27x2	16	27	36	32	48	26,5	26	0,303
1211321	R1A12M950M-2533	25	33x2	18	36	46	39	54	30	30	0,580
1211322	R1A12M950M-3042	30	42x2	20	41	50	49	62	35,5	34	0,744
1211323	R1A12M950M-3848	38	48x2	22	50	60	55	72	41	39	0,989

Dimensions shown may be changed without prior notice.

// R1A11M151M

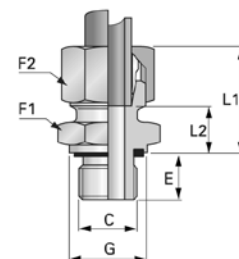
Straight Connector
DIN 24° Male Metric Cylindric with Elastomer
Light Series



Item Code	Part Number	Ø D mm	C mm	E mm	F1 mm	F2 mm	G mm	L1 mm	L2 mm	Weight Kg
1206135	R1A11M151M-0610	6	10x1,5	8	14	14	13,9	23	8,5	0,025
1206136	R1A11M151M-0812	8	12x1,5	12	17	17	16,9	25	10	0,040
1206137	R1A11M151M-1014	10	14x1,5	12	19	19	18,9	26	11	0,047
1206163	R1A11M151M-1216	12	16x1,5	12	22	22	21,9	27	12,5	0,063
1206138	R1A11M151M-1518	15	18x1,5	12	24	27	23,9	29	13,5	0,095
1206085	R1A11M151M-1822	18	22x1,5	14	27	32	26,9	31	14,5	0,129
1206284	R1A11M151M-2226	22	26x1,5	16	32	36	31,9	33	16,5	0,176
1207004	R1A11M151M-2833	28	33x2	18	41	41	39,9	34	17,5	0,247
1207005	R1A11M151M-3542	35	42x2	20	50	50	49,9	39	17,5	0,456

// R1A12M151M

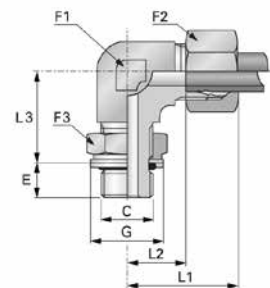
Straight Connector
DIN 24° Male Metric Cylindric with Elastomer
Heavy Series



Item Code	Part Number	Ø D mm	C mm	E mm	F1 mm	F2 mm	G mm	L1 mm	L2 mm	Weight Kg
1206285	R1A12M151M-0612	6	12x1,5	12	17	17	16,9	28	13	0,045
1207024	R1A12M151M-0814	8	14x1,5	12	19	19	18,9	30	15	0,055
1206286	R1A12M151M-1016	10	16x1,5	12	22	22	21,9	31	15	0,082
1206162	R1A12M151M-1218	12	18x1,5	12	24	24	23,9	33	17	0,105
1211295	R1A12M151M-1420	14	20x1,5	14	27	27	25,9	37	19	0,148
1206287	R1A12M151M-1622	16	22x1,5	14	27	30	26,9	37	18,5	0,154
1206670	R1A12M151M-2027	20	27x1,5	16	32	36	31,9	42	20,5	0,253
1206061	R1A12M151M-2533	25	33x2	18	41	46	39,9	47	23	0,465
1211296	R1A12M151M-3042	30	42x2	20	50	50	49,9	50	23,5	0,644
1208081	R1A12M151M-3848	38	48x2	22	55	60	54,9	57	26	0,889

// R1A11M951M

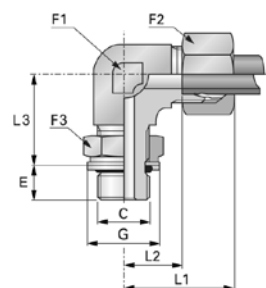
90° Adjustable Elbow Connector
 DIN 24° Male Metric Male with O-Ring
 Light Series



Item Code	Part Number	Ø D mm	C mm	E mm	F1 mm	F2 mm	F3 mm	G mm	L1 mm	L2 mm	L3 mm	O-Ring mm	Weight Kg
1208103	R1A11M951M-0610	6	10x1	7	14	14	14	15	29	14	20	8,1x1,6	0,057
1208104	R1A11M951M-0812	8	12x1,5	10	14	17	17	18	31	16	22	9,3x2,2	0,067
1211167	R1A11M951M-1014	10	14x1,5	10	19	19	19	20	32	17	25	11,3x2,2	0,105
1208105	R1A11M951M-1216	12	16x1,5	10	19	22	22	23	34	19	26	13,3x2,2	0,128
1211168	R1A11M951M-1518	15	18x1,5	11	22	27	24	25	36	21	30	15,3x2,2	0,173
1211169	R1A11M951M-1822	18	22x1,5	12	27	32	27	28	40	24	33	19,3x2,2	0,273
1211170	R1A11M951M-2833	28	33x2	14	36	41	41	41	47	31	40	29,6x2,9	0,720
1211171	R1A11M951M-3542	35	42x2	14	48	50	50	51	59	38	48	38,6x2,9	1,050

// R1A12M951M

90° Adjustable Elbow Connector
 DIN 24° Male Metric Male with O-Ring
 Heavy Series

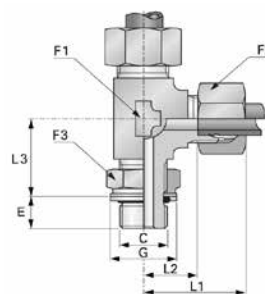


Item Code	Part Number	Ø D mm	C mm	E mm	F1 mm	F2 mm	F3 mm	G mm	L1 mm	L2 mm	L3 mm	O-Ring mm	Weight Kg
1211324	R1A12M951M-0612	6	12x1,5	10	14	17	17	18	30	15	22	9,3x2,2	0,072
1211325	R1A12M951M-0814	8	14x1,5	10	19	19	19	20	32	17	26	11,3x2,2	0,105
1211326	R1A12M951M-1016	10	16x1,5	11	19	22	22	23	34	18	27	13,3x2,2	0,146
1211327	R1A12M951M-1218	12	18x1,5	12	22	24	24	25	38	22	31	15,3x2,2	0,185
1211328	R1A12M951M-1622	16	22x1,5	14	27	30	27	28	43	25	35	19,3x2,2	0,295
1211329	R1A12M951M-2027	20	27x2	16	32	36	32	33	49	28	39	23,6x2,9	0,530
1211330	R1A12M951M-2533	25	33x2	16	36	46	41	41	54	30	44	29,6x2,9	0,720
1211331	R1A12M951M-3042	30	42x2	17	48	50	50	51	62	36	51	38,6x2,9	1,250
1211332	R1A12M951M-3848	38	48x2	19	48	60	55	56	65	34	54	44,6x2,9	1,430

Dimensions shown may be changed without prior notice.

// R1A11ML51M

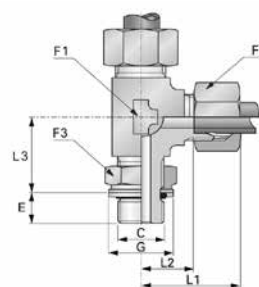
Run Tee Adjustable Elbow Connector
DIN 24° Male Metric Male with O-Ring
Light Series



Item Code	Part Number	Ø D mm	C mm	E mm	F1 mm	F2 mm	F3 mm	G mm	L1 mm	L2 mm	L3 mm	O-Ring mm	Weight Kg
1211040	R1A11ML51M-0610	6	10x1	7	14	14	14	15	29	14	20	8,1x1,6	0,086
1211041	R1A11ML51M-0812	8	12x1,5	10	14	17	17	18	31	16	22	9,3x2,2	0,099
1211042	R1A11ML51M-1014	10	14x1,5	10	19	19	19	20	32	17	25	11,3x2,2	0,158
1211043	R1A11ML51M-1216	12	16x1,5	10	19	22	22	23	34	19	26	13,3x2,2	0,196
1211044	R1A11ML51M-1518	15	18x1,5	11	22	27	24	25	36	21	30	15,3x2,2	0,244
1211045	R1A11ML51M-1822	18	22x1,5	12	27	32	27	28	40	24	33	19,3x2,2	0,412
1211046	R1A11ML51M-2833	28	33x2	14	36	41	41	41	47	31	40	29,6x2,9	0,805
1211047	R1A11ML51M-3542	35	42x2	14	48	50	50	51	59	38	48	38,6x2,9	1,190

// R1A12ML51M

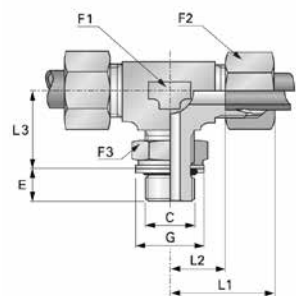
Run Tee Adjustable Elbow Connector
DIN 24° Male Metric Male with O-Ring
Heavy Series



Item Code	Part Number	Ø D mm	C mm	E mm	F1 mm	F2 mm	F3 mm	G mm	L1 mm	L2 mm	L3 mm	O-Ring mm	Weight Kg
1211226	R1A12ML51M-0612	6	12x1,5	10	14	17	17	18	30	15	22	9,3x2,2	0,097
1211227	R1A12ML51M-0814	8	14x1,5	10	19	19	19	20	32	17	26	11,3x2,2	0,165
1211228	R1A12ML51M-1016	10	16x1,5	11	19	22	22	23	34	18	27	13,3x2,2	0,204
1211229	R1A12ML51M-1218	12	18x1,5	12	22	24	24	25	38	22	31	15,3x2,2	0,275
1211230	R1A12ML51M-1622	16	22x1,5	14	27	30	27	28	43	25	35	19,3x2,2	0,380
1211231	R1A12ML51M-2027	20	27x2	16	32	36	32	33	49	28	39	23,6x2,6	0,730
1211232	R1A12ML51M-2533	25	33x2	16	36	46	41	41	54	30	44	29,6x2,9	0,915
1211233	R1A12ML51M-3042	30	42x2	17	48	50	50	51	62	36	51	38,6x2,9	1,380
1211234	R1A12ML51M-3848	38	48x2	19	48	60	55	56	65	34	54	44,6x2,9	1,605

// R1A11MT51M

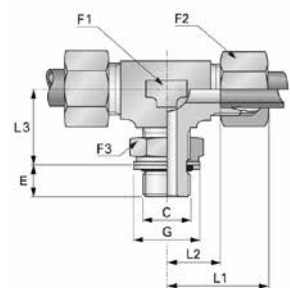
Branch Tee Adjustable Elbow Connector
 DIN 24° Male Metric Male with O-Ring
 Light Series



Item Code	Part Number	Ø D mm	C mm	E mm	F1 mm	F2 mm	F3 mm	G mm	L1 mm	L2 mm	L3 mm	O-Ring mm	Weight Kg
1211070	R1A11MT51M-0610	6	10x1	7	14	14	14	15	29	14	20	8,1X1,6	0,086
1211071	R1A11MT51M-0812	8	12x1,5	10	14	17	17	18	31	16	22	9,3X2,2	0,099
1211072	R1A11MT51M-1014	10	14x1,5	10	19	19	19	20	32	17	25	11,3X2,2	0,158
1211073	R1A11MT51M-1216	12	16x1,5	10	19	22	22	23	34	19	26	13,3X2,2	0,196
1211074	R1A11MT51M-1518	15	18x1,5	11	22	27	24	25	36	21	30	15,3X2,2	0,244
1211075	R1A11MT51M-1822	18	22x1,5	12	27	32	27	28	40	24	33	19,3X2,2	0,412
1211076	R1A11MT51M-2833	28	33x2	14	36	41	41	41	47	31	40	29,6X2,6	0,805
1211077	R1A11MT51M-3542	35	42x2	14	48	50	50	51	59	38	48	38,6X2,9	1,190

// R1A12MT51M

Branch Tee Adjustable Elbow Connector
 DIN 24° Male Metric Male with O-Ring
 Heavy Series

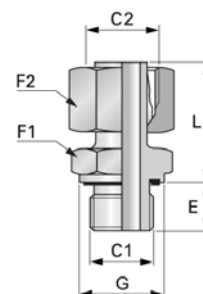


Item Code	Part Number	Ø D mm	C mm	E mm	F1 mm	F2 mm	F3 mm	G mm	L1 mm	L2 mm	L3 mm	O-Ring mm	Weight Kg
1211254	R1A12MT51M-0612	6	12x1,5	10	14	17	17	18	30	15	22	9,3x2,2	0,097
1211255	R1A12MT51M-0814	8	14x1,5	10	19	19	19	20	32	17	26	11,3x2,2	0,165
1211256	R1A12MT51M-1016	10	16x1,5	11	19	22	22	23	34	18	27	13,3x2,2	0,204
1211257	R1A12MT51M-1218	12	18x1,5	12	22	24	24	25	38	22	31	15,3x2,2	0,275
1211258	R1A12MT51M-1622	16	22x1,5	14	27	30	27	28	43	25	35	19,3x2,2	0,380
1211259	R1A12MT51M-2027	20	27x2	16	32	36	32	33	49	28	39	23,6x2,9	0,730
1211260	R1A12MT51M-2533	25	33x2	16	36	46	41	41	54	30	44	29,6x2,9	0,915
1211261	R1A12MT51M-3042	30	42x2	17	48	50	50	51	62	36	51	38,6x2,9	1,380
1211262	R1A12MT51M-3848	38	48x2	19	48	60	55	56	65	34	54	44,6x2,9	1,605

Dimensions shown may be changed without prior notice.

// R1A11F151M

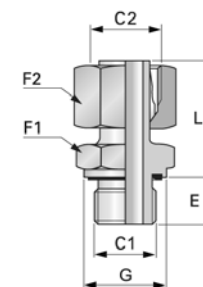
Straight Connector
DIN 24° Female Pre-assembled Metric Cylindric with Elastomer
Light Series



Item Code	Part Number	Ø D mm	C1 mm	C2 mm	E mm	F1 mm	F2 mm	G mm	L mm	Weight Kg
1206979	R1A11F151M-0610	6	10x1,5	12x1,5	8	14	14	14	24,5	0,025
1206980	R1A11F151M-0812	8	12x1,5	14x1,5	12	17	17	17	26,5	0,040
1206981	R1A11F151M-1014	10	14x1,5	16x1,5	12	19	19	19	27,5	0,047
1206288	R1A11F151M-1216	12	16x1,5	18x1,5	12	22	22	21	30,5	0,063
1206067	R1A11F151M-1518	15	18x1,5	22x1,5	12	24	27	23	31,5	0,095
1206982	R1A11F151M-1822	18	22x1,5	26x1,5	14	27	32	27	31,5	0,129
1206983	R1A11F151M-2226	22	26x1,5	30x2	16	32	36	31	32,5	0,176
1206984	R1A11F151M-2833	28	33x2	36x2	18	41	41	39	35	0,247
1206985	R1A11F151M-3542	35	35x2	42x2	20	50	50	49	42,5	0,407
1206986	R1A11F151M-4248	42	48x2	52x2	22	55	60	55	46,5	0,456

// R1A12F151M

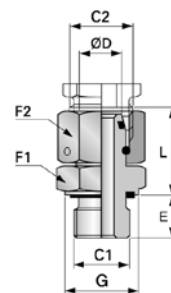
Straight Connector
DIN 24° Female Pre-assembled Metric Cylindric with Elastomer
Heavy Series



Item Code	Part Number	Ø D mm	C1 mm	C2 mm	E mm	F1 mm	F2 mm	G mm	L mm	Weight Kg
1207011	R1A12F151M-0612	6	12x1,5	14x1,5	12	17	17	17	27	0,045
1207012	R1A12F151M-0814	8	14x1,5	16x1,5	12	19	19	19	29,5	0,055
1207013	R1A12F151M-1016	10	16x1,5	18x1,5	12	22	22	21	32	0,082
1207014	R1A12F151M-1218	12	18x1,5	20x1,5	12	24	24	23	34	0,105
1207015	R1A12F151M-1420	14	20x1,5	22x1,5	14	27	27	25	36,5	0,148
1207016	R1A12F151M-1622	16	22x1,5	24x1,5	14	27	30	27	37	0,154
1207017	R1A12F151M-2027	20	27x1,5	30x2	16	32	36	32	43	0,253
1207018	R1A12F151M-2533	25	33x2	36x2	18	41	46	39	48	0,465
1207019	R1A12F151M-3042	30	42x2	42x2	20	50	50	49	51	0,644
1207020	R1A12F151M-3848	38	48x2	52x2	22	55	60	55	60	0,889

// R1A15F151M

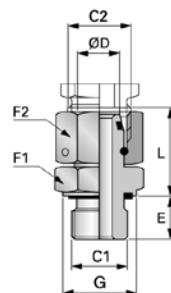
Straight Connector
 DIN 24° Female with O-Ring Metric Cylindric with Elastomer
 Light Series



Item Code	Part Number	Ø D mm	C1 mm	C2 mm	E mm	F1 mm	F2 mm	G mm	L mm	O-Ring mm	Weight Kg
1211387	R1A15F151M-0610	6	10x1,5	12x1,5	8	14	14	13,9	24,5	4x1,5	0,028
1211388	R1A15F151M-0812	8	12x1,5	14x1,5	12	17	17	16,9	26,5	6x1,5	0,044
1211389	R1A15F151M-1014	10	14x1,5	16x1,5	12	19	19	18,9	27,5	7,5x1,5	0,054
1211390	R1A15F151M-1216	12	16x1,5	18x1,5	12	22	22	21,9	30,5	9x1,5	0,078
1211391	R1A15F151M-1518	15	18x1,5	22x1,5	12	24	27	23,9	31,5	12x2	0,111
1208086	R1A15F151M-1822	18	22x1,5	26x1,5	14	27	32	26,9	31,5	15x2	0,148
1211392	R1A15F151M-2226	22	26x1,5	30x2	16	32	36	31,9	32,5	20x2	0,200
1211393	R1A15F151M-2833	28	33x1,5	36x2	18	41	41	39,9	35	26x2	0,291
1211394	R1A15F151M-3542	35	42x1,5	45x2	20	50	50	49,9	42,5	32x2,5	0,508
1211395	R1A15F151M-4248	42	48x1,5	52x2	22	55	60	54,9	46,5	38x2,5	0,679

// R1A16F151M

Straight Connector
 DIN 24° Female with O-Ring Metric Cylindric with Elastomer
 Heavy Series

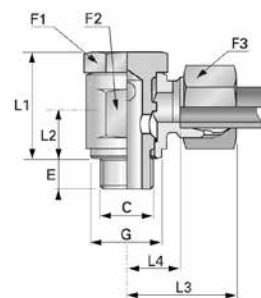


Item Code	Part Number	Ø D mm	C1 mm	C2 mm	E mm	F1 mm	F2 mm	G mm	L mm	O-Ring mm	Weight Kg
1211450	R1A16F151M-0612	6	12x1,5	14x1,5	12	17	17	16,9	27	4x1,5	0,041
1211451	R1A16F151M-0814	8	14x1,5	16x1,5	12	19	19	18,9	29,5	6x1,5	0,058
1211452	R1A16F151M-1016	10	16x1,5	18x1,5	12	22	22	21,9	32	7,5x1,5	0,089
1208171	R1A16F151M-1218	12	18x1,5	20x1,5	12	24	24	23,9	34	9x1,5	0,108
1208172	R1A16F151M-1420	14	20x1,5	22x1,5	14	27	27	25,9	36,5	10x2	0,161
1211453	R1A16F151M-1622	16	22x1,5	24x1,5	14	27	30	26,9	37	12x2	0,164
1211454	R1A16F151M-2027	20	27x2	30x2	16	32	36	31,9	43	16,3x2,4	0,293
1211455	R1A16F151M-2533	25	33x2	36x2	18	41	46	39,9	48	20,3x2,4	0,525
1208178	R1A16F151M-3042	30	42x2	42x2	20	50	50	49,9	51	25,3x2,4	0,703
1208181	R1A16F151M-3848	38	48x2	52x2	22	60	60	54,9	60	33,3x2,4	1,045

Dimensions shown may be changed without prior notice.

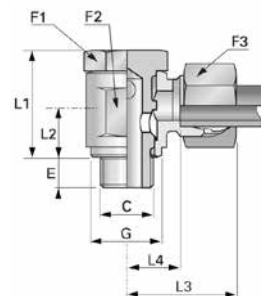
// BSPP

// R1A11M903M

Banjo Elbow - Type A BSPP Male DIN 24°
Light Series

Item Code	Part Number	Ø D mm	C inch	E mm	F1 mm	F2 mm	F3 mm	G mm	L1 mm	L2 mm	L3 mm	L4 mm	Weight Kg
1206576	R1A11M903M-0602	6	1/8	6	14	17	14	14,5	22	10	26	11,5	0,040
1206148	R1A11M903M-0804	8	1/4	9	19	19	17	18	26	12,5	28	13	0,077
1206149	R1A11M903M-1004	10	1/4	9	19	22	19	19	28	13,5	30	15	0,085
1206150	R1A11M903M-1206	12	3/8	9	22	24	22	21,8	32	15,5	31	16	0,142
1206530	R1A11M903M-1508	15	1/2	11	27	30	27	26,5	37	18,5	35	19,5	0,195
1206531	R1A11M903M-1808	18	1/2	11	27	30	32	26,5	45	22	36	19,5	0,205
1207006	R1A11M903M-2212	22	3/4	13	32	36	36	32	49	24	41	24,5	0,383

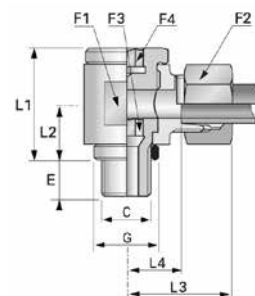
// R1A12M903M

Banjo Elbow - Type A BSPP Male DIN 24°
Heavy Series

Item Code	Part Number	Ø D mm	C inch	E mm	F1 mm	F2 mmq	F3 mm	G mm	L1 mm	L2 mm	L3 mm	L4 mm	Weight Kg
1206098	R1A12M903M-0604	6	1/4	9	19	19	17	18	26	12,5	29	14,5	0,080
1207025	R1A12M903M-0804	8	1/4	9	19	22	19	19	28	13,5	31	16	0,095
1206532	R1A12M903M-1006	10	3/8	9	22	24	22	21,8	32	15,5	32	16	0,120
1206151	R1A12M903M-1206	12	3/8	9	24	24	24	23,5	37	18,5	34	17,5	0,145
1206582	R1A12M903M-1408	14	1/2	11	27	30	27	26,5	37	18,5	38	20,5	0,215
1206533	R1A12M903M-1608	16	1/2	11	27	30	30	26,5	45	22	40	21,5	0,277
1206583	R1A12M903M-2012	20	3/4	13	32	36	36	32	49	24	45	23,5	0,425

// R1A11ME03M

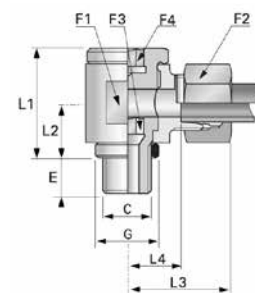
Banjo Elbow - Type B BSPP Male DIN 24°
Light Series



Item Code	Part Number	Ø D mm	C inch	E mm	F1 mm	F2 mm	F3 mm	F4 mm	G mm	L1 mm	L2 mm	L3 mm	L4 mm	Weight Kg
1207054	R1A11ME03M-0602	6	1/8	8	19	14	6	6	14	24	12	28	13	0,059
1206158	R1A11ME03M-0804	8	1/4	12	22	17	8	8	18	30,5	16	29	14,5	0,105
1206159	R1A11ME03M-1004	10	1/4	12	22	19	8	8	18	30,5	16	30	15,5	0,113
1206160	R1A11ME03M-1206	12	3/8	12	27	22	10	10	22	36	18	33	18	0,180
1206277	R1A11ME03M-1508	15	1/2	14	32	27	12	12	26	42	21	37	22	0,247
1211007	R1A11ME03M-1808	18	1/2	14	36	32	12	12	26	46	23,5	38	21,5	0,269
1211008	R1A11ME03M-2212	22	3/4	16	46	36	17	17	32	57,5	28	45	28,5	0,546
1208107	R1A11ME03M-2816	28	1	18	50	41	22	22	39	63	32	48	31,5	0,701
1206161	R1A11ME03M-3520	35	1 1/4	20	60	50	27	27	49	75	37	57	35,5	1,173
1211009	R1A11ME03M-4224	42	1 1/2	22	70	60	32	32	55	85	42	63	40	2,244

// R1A12ME03M

Banjo Elbow - Type B BSPP Male DIN 24°
Heavy Series

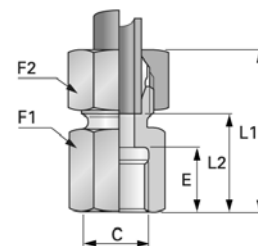


Item Code	Part Number	Ø D mm	C inch	E mm	F1 mm	F2 mm	F3 mm	F4 mm	G mm	L1 mm	L2 mm	L3 mm	L4 mm	Weight Kg
1206114	R1A12ME03M-0604	6	1/4	12	22	17	8	8	18	30,5	16	31	16,5	0,109
1206115	R1A12ME03M-0804	8	1/4	12	22	19	8	8	18	30,5	16	31	16,5	0,114
1206116	R1A12ME03M-1006	10	3/8	12	27	22	10	10	22	36	18	35	18,5	0,190
1206117	R1A12ME03M-1206	12	1/2	12	27	24	10	10	22	36	18	35	18,5	0,196
1207059	R1A12ME03M-1408	14	1/2	14	32	27	12	12	26	42	21	41	23	0,297
1211197	R1A12ME03M-2012	20	3/4	16	46	36	17	17	32	57,5	28	49	27,5	0,753
1211198	R1A12ME03M-2516	25	1	18	50	46	22	22	39	63	32	55	31	1,019
1211199	R1A12ME03M-3020	30	1 1/4	20	60	50	27	27	49	75	37	63	36,5	1,580
1208220	R1A12ME03M-3824	38	1 1/2	22	70	60	32	32	55	85	42	72	41	2,432

Dimensions shown may be changed without prior notice.

// R1A11M107F

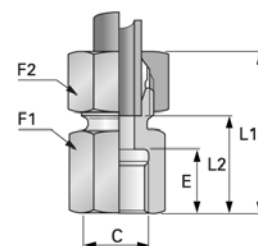
Straight Connector
DIN 24° Male Female BSPP Cylindric
Light Series



Item Code	Part Number	Ø D mm	C inch	E mm	F1 mm	F2 mm	L1 mm	L2 mm	Weight Kg
1206267	R1A11M107F-0602	6	1/8	12	14	14	34	19	0,025
1205799	R1A11M107F-0804	8	1/4	17	19	17	39	24	0,045
1206996	R1A11M107F-0806	8	3/8	12	22	17	36	21	0,058
1205800	R1A11M107F-1004	10	1/4	17	19	19	40	25	0,055
1206023	R1A11M107F-1006	10	3/8	12	22	19	36	21	0,057
1205801	R1A11M107F-1206	12	3/8	12	22	22	36	21	0,090
1207139	R1A11M107F-1208	12	1/2	14	27	22	39	24	0,092
1205802	R1A11M107F-1508	15	1/2	20	27	27	46	31	0,130
1205803	R1A11M107F-1808	18	1/2	20	27	32	47	30,5	0,150
1205547	R1A11M107F-2212	22	3/4	22	36	36	52	35,5	0,255
1205804	R1A11M107F-2816	28	1	24,5	41	41	55	38	0,300
1206998	R1A11M107F-3520	35	1 1/4	26,5	55	50	63	41	0,420
1208155	R1A11M107F-4224	42	1 1/2	28,5	60	60	65	42,5	0,605

// R1A12M107F

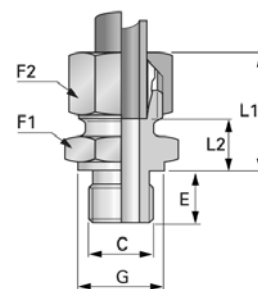
Straight Connector
DIN 24° Male Female BSPP Cylindric Heavy Series



Item Code	Part Number	Ø D mm	C inch	E mm	F1 mm	F2 mm	L1 mm	L2 mm	Weight Kg
1206364	R1A12M107F-0604	6	1/4	17	19	17	41	26	0,060
1205805	R1A12M107F-0804	8	1/4	17	19	19	41	26	0,065
1206365	R1A12M107F-1206	12	3/8	17	24	24	43	26,5	0,105
1205806	R1A12M107F-1408	14	1/2	20	27	27	50	32	0,130
1205807	R1A12M107F-1608	16	1/2	20	27	30	50	31,5	0,160
1206268	R1A12M107F-2012	20	3/4	22	36	36	56	34,5	0,260
1205808	R1A12M107F-2516	25	1	24,5	41	46	62	37,5	0,400
1207021	R1A12M107F-3020	30	1 1/4	26,5	55	50	69	42	0,720
1207143	R1A12M107F-3824	38	1 1/2	28,5	60	60	74	43,5	0,855

// R1A11M106M

Straight Connector
DIN 24° Male BSPP Thread Cylindric Flat
Light Series

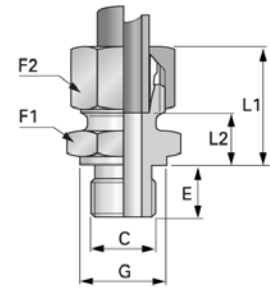


Item Code	Part Number	Ø D mm	C inch	E mm	F1 mm	F2 mm	G mm	L1 mm	L2 mm	Weight Kg
1205740	R1A11M106M-0602	6	1/8	8	14	14	14	23	8,5	0,025
1204273	R1A11M106M-0604	6	1/4	12	19	14	18	25	10	0,040
1206930	R1A11M106M-0606	6	3/8	12	22	14	22	26	11,5	0,047
1205528	R1A11M106M-0804	8	1/4	12	19	17	18	25	10	0,045
1204274	R1A11M106M-0806	8	3/8	12	22	17	22	26	11,5	0,062
1206597	R1A11M106M-0808	8	1/2	14	27	17	26	28	13	0,095
1204262	R1A11M106M-1004	10	1/4	12	19	19	18	26	11	0,047
1204264	R1A11M106M-1006	10	3/8	12	22	19	22	27	12,5	0,063
1204260	R1A11M106M-1008	10	1/2	14	27	19	26	28	13	0,095
1205549	R1A11M106M-1204	12	1/4	12	19	22	18	26	11	0,060
1204268	R1A11M106M-1206	12	3/8	12	22	22	22	27	12,5	0,069
1204267	R1A11M106M-1208	12	1/2	14	27	22	26	28	13	0,098
1204271	R1A11M106M-1506	15	3/8	12	22	27	22	29	13,5	0,100
1204270	R1A11M106M-1508	15	1/2	14	27	27	26	29	14	0,115
1205741	R1A11M106M-1808	18	1/2	14	27	32	26	31	14,5	0,129
1205742	R1A11M106M-1812	18	3/4	16	32	32	32	31	14,5	0,190
1205743	R1A11M106M-2212	22	3/4	16	32	36	32	33	16,5	0,176
1205744	R1A11M106M-2816	28	1	18	41	41	39	34	17,5	0,247
1205481	R1A11M106M-3520	35	1 1/4	20	50	50	49	39	17,5	0,407
1206911	R1A11M106M-4224	42	1 1/2	22	55	60	55	42	19	0,456

Dimensions shown may be changed without prior notice.

// R1A12M106M

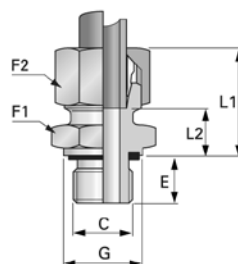
Straight Connector
DIN 24° Male BSPP Thread Cylindric Flat
Heavy Series



Item Code	Part Number	Ø D mm	C inch	E mm	F1 mm	F2 mm	G mm	L1 mm	L2 mm	Weight Kg
1206096	R1A12M106M-0604	6	1/4	12	19	17	18	28	13	0,050
1205745	R1A12M106M-0804	8	1/4	12	19	19	18	30	15	0,055
1205582	R1A12M106M-1006	10	3/8	12	22	22	22	31	15	0,082
1205746	R1A12M106M-1206	12	3/8	12	22	24	22	33	17	0,095
1206014	R1A12M106M-1208	12	1/2	14	27	24	26	34	17,5	0,125
1205748	R1A12M106M-1408	14	1/2	14	27	27	26	37	19	0,148
1205750	R1A12M106M-1608	16	1/2	14	27	30	26	37	18,5	0,154
1205884	R1A12M106M-1612	16	3/4	16	32	30	32	39	20,5	0,223
1205751	R1A12M106M-2012	20	3/4	16	32	36	32	42	20,5	0,253
1205752	R1A12M106M-2516	25	1	18	41	46	39	47	23	0,465
1205753	R1A12M106M-3020	30	1 1/4	20	50	50	49	50	23,5	0,645
1205754	R1A12M106M-3824	38	1 1/2	22	55	60	55	57	26	0,889
1204271	R1A11M106M-1506	15	3/8	12	22	27	22	29	13,5	0,100
1204270	R1A11M106M-1508	15	1/2	14	27	27	26	29	14	0,115
1205741	R1A11M106M-1808	18	1/2	14	27	32	26	31	14,5	0,129
1205742	R1A11M106M-1812	18	3/4	16	32	32	32	31	14,5	0,190
1205743	R1A11M106M-2212	22	3/4	16	32	36	32	33	16,5	0,176
1205744	R1A11M106M-2816	28	1	18	41	41	39	34	17,5	0,247
1205481	R1A11M106M-3520	35	1 1/4	20	50	50	49	39	17,5	0,407
1206911	R1A11M106M-4224	42	1 1/2	22	55	60	55	42	19	0,456

// R1A11M114M

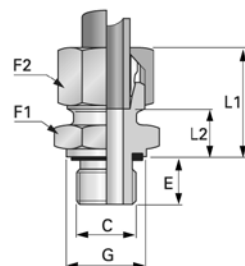
Straight Connector
DIN 24° Male BSPP Thread Cylindric with Elastomer
Light Series



Item Code	Part Number	Ø D mm	C inch	E mm	F1 mm	F2 mm	G mm	L1 mm	L2 mm	Weight Kg
1206131	R1A11M114M-0602	6	1/8	8	14	14	13,9	23	8,5	0,025
1205490	R1A11M114M-0804	8	1/4	12	19	17	18,9	25	10	0,045
1205760	R1A11M114M-1004	10	1/4	12	19	19	18,9	26	11	0,047
1205488	R1A11M114M-1206	12	3/8	12	22	22	21,9	27	12,5	0,069
1205489	R1A11M114M-1508	15	1/2	14	27	27	26,9	29	13,5	0,115
1206040	R1A11M114M-1808	18	1/2	14	27	32	26,9	31	14,5	0,129
1205761	R1A11M114M-2212	22	3/4	16	32	36	31,9	33	16,5	0,176
1206056	R1A11M114M-2816	28	1	18	41	41	39,9	34	17,5	0,247
1206283	R1A11M114M-3520	35	1 1/4	20	50	50	49,9	39	17,5	0,047
1206039	R1A11M114M-4224	42	1 1/2	22	55	60	54,9	42	19	0,456

// R1A12M114M

Straight Connector
DIN 24° Male BSPP Thread Cylindric with Elastomer
Heavy Series

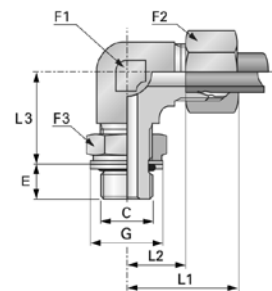


Item Code	Part Number	Ø D mm	C inch	E mm	F1 mm	F2 mm	G mm	L1 mm	L2 mm	Weight Kg
1206133	R1A12M114M-0604	6	1/4	12	19	17	18,9	28	13	0,050
1206049	R1A12M114M-0804	8	1/4	12	19	19	18,9	30	15	0,055
1206134	R1A12M114M-1006	10	3/8	12	22	22	21,9	31	15	0,082
1205901	R1A12M114M-1206	12	3/8	12	22	24	21,9	33	17	0,095
1205762	R1A12M114M-1408	14	1/2	14	27	27	26,9	37	19	0,148
1205763	R1A12M114M-1608	16	1/2	14	27	30	26,9	37	18,5	0,154
1205764	R1A12M114M-2012	20	3/4	16	32	36	31,9	42	20,5	0,253
1206047	R1A12M114M-2516	25	1	18	41	46	39,9	47	23	0,465
1206416	R1A12M114M-3020	30	1 1/4	20	50	50	49,9	50	23,5	0,644
1207842	R1A12M114M-3820	38	1 1/4	22	55	60	54,9	57	26	0,889

Dimensions shown may be changed without prior notice.

// R1A11M908M

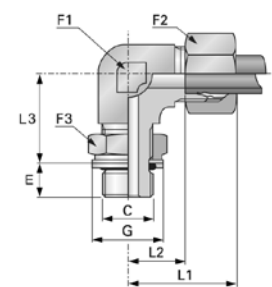
90° Adjustable Elbow Connector
DIN 24° Male BSPP Male with O-Ring and retaining ring
Light/Heavy Series



Item Code	Part Number	Ø D mm	C inch	E mm	F1 mm	F2 mm	F3 mm	G mm	L1 mm	L2 mm	L3 mm	O-Ring mm	Weight Kg
1211135	R1A11M908M-0602	6	1/8	7	14	14	14	15	29	14	19	8,1x1,6	0,057
1240312	R1A11M908M-0804	8	1/4	9	14	17	19	20	31	16	23	11,3x2,2	0,071
1239726	R1A11M908M-1206	12	3/8	9	19	22	22	23	34	19	28	13,94x2,62	0,122
1239727	R1A11M908M-1508	15	1/2	13	22	27	27	28	36	21	30	17,86x2,62	0,200
1210735	R1A11M908M-1808	18	1/2	13	27	32	27	28	40	24	36	17,86x2,62	0,255
1238730	R1A11M908M-2212	22	3/4	13	32	36	36	33	44	28	39	23,47x2,62	0,440
1239728	R1A11M908M-2816	28	1	15	36	41	41	41	47	31	44	29,74x2,95	0,751

// R1A12M9068M

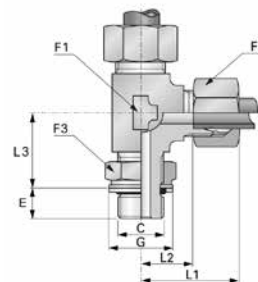
90° Adjustable Elbow Connector
DIN 24° Male BSPP Male with O-Ring and retaining ring
Light/Heavy Series



Item Code	Part Number	Ø D mm	C inch	E mm	F1 mm	F2 mm	F3 mm	G mm	L1 mm	L2 mm	L3 mm	O-Ring mm	Weight Kg
1211298	R1A12M908M-0604	6	1/4	9	14	17	19	20	30	15	23	11,3x2,2	0,072
1238731	R1A12M908M-0804	8	1/4	9	19	19	19	20	32	17	27	11,3x2,2	1,110
1238732	R1A12M908M-1006	10	3/8	9	19	22	22	23	34	18	29	13,94x2,62	0,139
1237063	R1A12M908M-1608	16	1/2	13	27	30	27	28	43	25	36	17,86x2,62	0,314
1237064	R1A12M908M-2012	20	3/4	13	32	36	36	33	49	28	39	23,47x2,62	0,434
1208097	R1A12M908M-2516	25	1	15	36	46	41	41	54	30	44	29,74x2,95	0,730

// R1A11ML08M

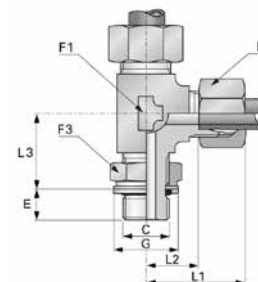
Run Tee Adjustable Elbow Connector
 DIN 24° Male BSPP Male with O-Ring
 Light Series



Item Code	Part Number	Ø D mm	C inch	E mm	F1 mm	F2 mm	F3 mm	G mm	L1 mm	L2 mm	L3 mm	O-Ring mm	Weight Kg
1211019	R1A11ML08M-0602	6	1/8	7	14	14	14	15	29	14	19	8,1X1,6	0,089
1210734	R1A11ML08M-0804	8	1/4	9	14	17	19	20	31	16	23	11,3X2,2	0,098
1211020	R1A11ML08M-1004	10	1/4	9	19	19	19	20	32	17	25	11,3X2,62	0,148
1211021	R1A11ML08M-1206	12	3/8	9	19	22	22	23	34	19	28	13,94X2,62	0,189
1211022	R1A11ML08M-1508	15	1/2	13	22	27	27	28	36	21	30	17,86X2,62	0,258
1211023	R1A11ML08M-1808	18	1/2	13	27	32	27	28	40	24	36	17,86X2,62	0,401
1211024	R1A11ML08M-2212	22	3/4	13	32	36	36	33	44	28	39	23,47X2,62	0,596
1211025	R1A11ML08M-2816	28	1	15	36	41	41	41	47	31	44	29,74X2,95	0,795
1211026	R1A11ML08M-3520	35	1 1/4	15	48	50	50	51	59	38	50	37,7X3,53	1,160
1211027	R1A11ML08M-4224	42	1 1/2	15	48	60	55	56	61	38	52	44,04X3,53	1,390

// R1A12ML08M

Run Tee Adjustable Elbow Connector
 DIN 24° Male BSPP Male with O-Ring
 Heavy Series

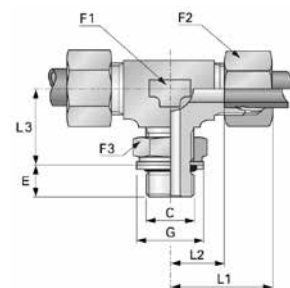


Item Code	Part Number	Ø D mm	C inch	E mm	F1 mm	F2 mm	F3 mm	G mm	L1 mm	L2 mm	L3 mm	O-Ring mm	Weight Kg
1211207	R1A12ML08M-0604	6	1/4	9	14	17	19	20	30	15	23	11,3x2,2	0,104
1211208	R1A12ML08M-0804	8	1/4	9	19	19	19	20	32	17	27	11,3x2,2	0,158
1211209	R1A12ML08M-1006	10	3/8	9	19	22	22	23	34	18	29	13,94x2,62	0,198
1211210	R1A12ML08M-1206	12	3/8	9	22	24	22	23	38	22	29	13,94x2,62	0,280
1211211	R1A12ML08M-1608	16	1/2	13	27	30	27	28	43	25	36	17,86x2,62	0,398
1211212	R1A12ML08M-2012	20	3/4	13	32	36	36	33	49	28	39	23,47x2,62	0,594
1211213	R1A12ML08M-2516	25	1	15	36	46	41	41	54	30	44	29,74x2,95	0,905
1211214	R1A12ML08M-3020	30	1 1/4	15	48	50	50	51	62	36	49	37,7x3,53	1,350
1211215	R1A12ML08M-3824	38	1 1/2	15	48	60	55	56	65	34	55	44,04x3,53	1,595

Dimensions shown may be changed without prior notice.

// R1A11MT08M

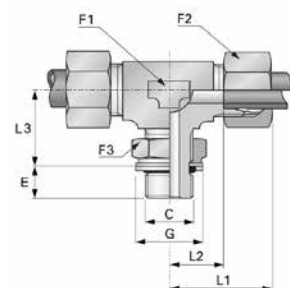
Branch Tee Adjustable Elbow Connector
DIN 24° Male BSPP Male with O-Ring
Light Series



Item Code	Part Number	Ø D mm	C inch	E mm	F1 mm	F2 mm	F3 mm	G mm	L1 mm	L2 mm	L3 mm	O-Ring mm	Weight Kg
1211050	R1A11MT08M-0602	6	1/8	7	14	14	14	15	29	14	19	8,1x1,6	0,089
1211051	R1A11MT08M-0804	8	1/4	9	14	17	19	20	31	16	23	11,3x2,2	0,098
1211052	R1A11MT08M-1004	10	1/4	9	19	19	19	20	32	17	25	11,3x2,2	0,148
1211053	R1A11MT08M-1206	12	3/8	9	19	22	22	23	34	19	28	13,94x2,62	0,189
1211054	R1A11MT08M-1508	15	1/2	13	22	27	27	28	36	21	30	17,86x2,62	0,258
1211055	R1A11MT08M-1808	18	1/2	13	27	32	27	28	40	24	36	17,86x2,62	0,401
1211056	R1A11MT08M-2212	22	3/4	13	32	36	36	33	44	28	39	23,47x2,62	0,596
1211057	R1A11MT08M-2816	28	1	15	36	41	41	41	47	31	44	29,74x2,95	0,795
1208182	R1A11MT08M-3520	35	1 1/4	15	48	50	50	51	59	38	50	37,7x3,53	1,160
1211058	R1A11MT08M-4224	42	1 1/2	15	48	60	55	56	61	38	52	44,04x3,53	1,390

// R1A12MT08M

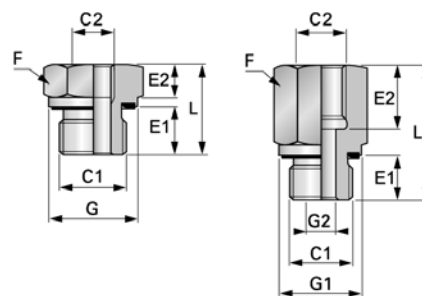
Branch Tee Adjustable Elbow Connector
DIN 24° Male BSPP Male with O-Ring
Heavy Series



Item Code	Part Number	Ø D mm	C inch	E mm	F1 mm	F2 mm	F3 mm	G mm	L1 mm	L2 mm	L3 mm	O-Ring mm	Weight Kg
1211236	R1A12MT08M-0604	6	1/4	9	14	17	19	20	30	15	23	11,3x2,2	0,104
1211237	R1A12MT08M-0804	8	1/4	9	19	19	19	20	32	17	27	11,3x2,2	0,158
1211238	R1A12MT08M-1006	10	3/8	9	19	22	22	23	34	18	29	13,94x2,62	0,198
1211239	R1A12MT08M-1206	12	3/8	9	22	24	22	23	38	22	29	13,94x2,62	0,280
1211240	R1A12MT08M-1608	16	1/2	13	27	30	27	28	43	25	36	17,86x2,62	0,398
1211241	R1A12MT08M-2012	20	3/4	13	32	36	36	33	49	28	39	23,47x2,62	0,594
1211242	R1A12MT08M-2516	25	1	15	36	46	41	41	54	30	44	29,74x2,95	0,905
1211243	R1A12MT08M-3020	30	1 1/4	15	48	50	50	51	62	36	49	37,7x3,53	1,350
1211244	R1A12MT08M-3824	38	1 1/2	15	48	60	55	56	65	34	55	44,04x3,53	1,595

// R1A14M107F

Straight Connector
BSPP Female BSPP Thread Male with Elastomer

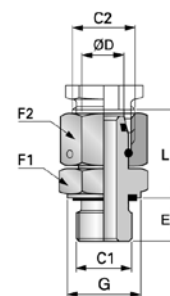


Item Code	Part Number	C1	C2 inch	E1 mm	E2 mm	F1 mm	G mm	G1 mm	G2 mm	L mm	Weight Kg
1206431	R1A14M107F-0204	1/8	1/4	8	17	19	-	13,9	4	31	0,036
1206511	R1A14M107F-0206	1/8	3/8	8	17	22	-	13,9	4	32	0,045
1206510	R1A14M107F-0402	1/4	1/8	12	12	19	-	18,9	5	29	0,038
1206432	R1A14M107F-0406	1/4	3/8	12	17	22	-	18,9	5	32	0,066
1206016	R1A14M107F-0408	1/4	1/2	12	20	27	-	18,9	5	40	0,085
1206512	R1A14M107F-0412	1/4	3/4	12	22	36	-	18,9	5	43	0,173
1206509	R1A14M107F-0602	3/8	1/8	12	8	22	21,9	-	-	22,5	0,040
1206508	R1A14M107F-0604	3/8	1/4	12	17	22	-	21,9	8	36	0,030
1206513	R1A14M107F-0608	3/8	1/2	12	20	27	-	21,9	8	41	0,090
1206514	R1A14M107F-0612	3/8	3/4	12	22	36	-	21,9	8	44	0,175
1207863	R1A14M107F-0802	1/2	1/8	14	8	27	26,9	-	-	24	0,069
1206507	R1A14M107F-0804	1/2	1/4	14	12	27	26,9	-	-	24	0,060
1206506	R1A14M107F-0806	1/2	3/8	14	17	27	-	26,9	12	37	0,098
1206515	R1A14M107F-0812	1/2	3/4	14	22	36	-	26,9	12	46	0,180
1206420	R1A14M107F-0816	1/2	1	14	24,5	41	-	26,9	12	49	0,225
1206516	R1A14M107F-0820	1/2	1 1/4	14	26,5	55	-	26,9	12	53	0,470
1206505	R1A14M107F-1204	3/4	1/4	16	12	32	31,9	26	-	-	0,095
1206504	R1A14M107F-1206	3/4	3/8	16	12	32	31,9	29	-	-	0,090
1206419	R1A14M107F-1208	3/4	1/2	16	20	32	-	31,9	16	43	0,145
1206418	R1A14M107F-1216	3/4	1	16	24,5	41	-	31,9	16	51	0,235
1206422	R1A14M107F-1220	3/4	1 1/4	16	26,5	55	-	31,9	16	55	0,483
1206421	R1A14M107F-1224	3/4	1 1/2	16	28,5	60	-	31,9	16	57	0,545
1206503	R1A14M107F-1604	1	1/4	18	12	41	39,9	-	-	29	0,200
1206502	R1A14M107F-1606	1	3/8	18	12	41	39,9	-	-	29	0,180
1206501	R1A14M107F-1608	1	1/2	18	14	41	39,9	-	-	29	0,160
1206500	R1A14M107F-1612	1	3/4	18	22	41	-	39,9	20	47	0,280
1206517	R1A14M107F-1620	1	1 1/4	18	26,5	55	-	39,9	20	57	0,510
1206518	R1A14M107F-1624	1	1 1/2	18	28,5	60	-	39,9	20	59	0,565
1206499	R1A14M107F-2008	1 1/4	1/2	20	14	50	49,9	-	-	32	0,310
1206497	R1A14M107F-2012	1 1/4	3/4	20	16	50	49,9	-	-	32	0,270
1206465	R1A14M107F-2016	1 1/4	1	20	24,5	50	-	49,9	25	53	0,459
1206519	R1A14M107F-2024	1 1/4	1 1/2	20	28,5	60	-	49,9	25	60	0,580
1206496	R1A14M107F-2408	1 1/2	1/2	22	14	55	54,9	36	-	-	0,470
1206495	R1A14M107F-2412	1 1/2	3/4	22	16	55	54,9	-	-	36	0,430
1206494	R1A14M107F-2416	1 1/2	1	22	18	55	54,9	-	-	36	0,430
1206493	R1A14M107F-2420	1 1/2	1 1/4	22	26,5	55	-	54,9	32	58	0,530

Dimensions shown may be changed without prior notice.

// R1A15F114M

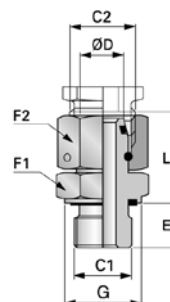
Straight Connector
 DIN 24° Female with O-Ring
 BSPP Thread Cylindric with Elastomer
 Light Series



Item Code	Part Number	Ø D1 mm	C1 inch	C2 mm	E mm	F1 mm	F2 mm	G mm	L mm	O-Ring mm	Weight Kg
1211383	R1A15F114M-0602	6	1/8	12x1,5	8	14	14	13,9	24,5	4x1,5	0,024
1206931	R1A15F114M-0804	8	1/4	14x1,5	12	19	17	18,9	29,5	6x1,5	0,055
1206814	R1A15F114M-1004	10	1/4	16x1,5	12	19	19	18,9	27,5	7,5x1,5	0,053
1206558	R1A15F114M-1206	12	3/8	18x1,5	12	22	22	21,9	34	9x1,5	0,090
1208084	R1A15F114M-1508	15	1/2	22x1,5	14	27	27	26,9	32	12x2	0,128
1208044	R1A15F114M-1808	18	1/2	26x1,5	14	27	32	26,9	31,5	15x2	0,143
1208085	R1A15F114M-2212	22	3/4	30x2	16	32	36	31,9	32,5	20x2	0,207
1211384	R1A15F114M-2816	28	1	36x2	18	41	41	39,9	35	26x2	0,290
1211385	R1A15F114M-3520	35	1 1/4	45x2	20	50	50	49,9	42,5	32x2,5	0,503
1211386	R1A15F114M-4224	42	1 1/2	52x2	22	55	60	54,9	46,5	38x2,5	0,596

// R1A16F114M

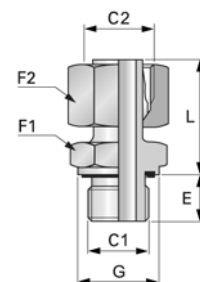
Straight Connector
 DIN 24° Female with O-Ring
 BSPP Thread Cylindric with Elastomer
 Heavy Series



Item Code	Part Number	Ø D mm	C1 inch	C2 mm	E mm	F1 mm	F2 mm	G mm	L mm	O-Ring mm	Weight Kg
1211448	R1A16F114M-0604	6	1/4	14x1,5	12	19	17	18,9	27	4x1,5	0,048
1206834	R1A16F114M-0804	8	1/4	16x1,5	12	19	19	18,9	29,5	6x1,5	0,057
1208168	R1A16F114M-1006	10	3/8	18x1,5	12	22	22	21,9	32	7,5x1,5	0,086
1208169	R1A16F114M-1206	12	3/8	20x1,5	12	22	24	21,9	34	9x1,5	0,101
1208170	R1A16F114M-1408	14	1/2	22x1,5	14	27	27	26,9	36,5	10x2	0,154
1206561	R1A16F114M-1608	16	1/2	24x1,5	14	27	30	26,9	37	12x2	0,161
1207555	R1A16F114M-2012	20	3/4	30x2	16	32	36	31,9	43	16,3x2,4	0,275
1207131	R1A16F114M-2516	25	1	36x2	18	41	46	39,9	48	20,3x2,4	0,509
1207544	R1A16F114M-3020	30	1 1/4	42x2	20	50	50	49,9	51	25,3x2,4	0,693
1211449	R1A16F114M-3824	38	1 1/2	52x2	22	55	60	54,9	60	33,3x2,4	0,960

// R1A11F114M

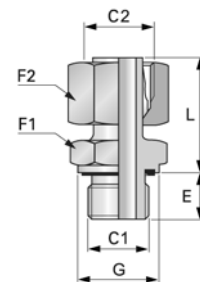
Straight Connector
 DIN 24° Female Pre-assembled
 BSPP Thread Cylindric with Elastomer
 Light Series



Item Code	Part Number	Ø D1 mm	C1 inch	C2 mm	E mm	F1 mm	F2 mm	G mm	L mm	Weight Kg
1206303	R1A11F114M-0602	6	1/8	12x1,5	8	14	14	13,9	24,5	0,025
1205583	R1A11F114M-0804	8	1/4	14x1,5	12	19	17	18,9	29,5	0,045
1205573	R1A11F114M-1004	10	1/4	16x1,5	12	19	19	18,9	27,5	0,047
1205553	R1A11F114M-1206	12	3/8	18x1,5	12	22	22	21,9	34	0,063
1205554	R1A11F114M-1508	15	1/2	22x1,5	14	27	27	26,9	32	0,115
1205766	R1A11F114M-1808	18	1/2	26x1,5	14	27	32	26,9	31,5	0,129
1205555	R1A11F114M-2212	22	3/4	30x2	16	32	36	31,9	32,5	0,176
1206073	R1A11F114M-2816	28	1	36x2	18	41	41	39,9	35	0,247
1206000	R1A11F114M-3520	35	1 1/4	45x2	20	50	50	49,9	42,5	0,407
1206492	R1A11F114M-4224	42	1 1/2	52x2	22	55	60	54,9	46,5	0,456

// R1A12F114M

Straight Connector
 DIN 24° Female Pre-assembled
 BSPP Thread Cylindric with Elastomer
 Heavy Series

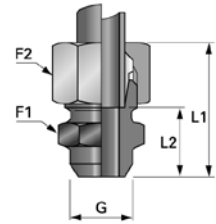


Item Code	Part Number	Ø D1 mm	C1 inch	C2 mm	E mm	F1 mm	F2 mm	G mm	L mm	Weight Kg
1206485	R1A12F114M-0604	6	1/4	14x1,5	12	19	17	18,9	27	0,050
1206035	R1A12F114M-0804	8	1/4	16x1,5	12	19	19	18,9	29,5	0,055
1206487	R1A12F114M-1006	10	3/8	18x1,5	12	22	22	21,9	32	0,082
1206034	R1A12F114M-1206	12	3/8	20x1,5	12	22	24	21,9	34	0,095
1206033	R1A12F114M-1408	14	1/2	22x1,5	14	27	27	26,9	36,5	0,148
1206032	R1A12F114M-1608	16	1/2	24x1,5	14	27	30	26,9	37	0,154
1206031	R1A12F114M-2012	20	3/4	30x2	16	32	36	31,9	43	0,253
1206030	R1A12F114M-2516	25	1	36x2	18	41	46	39,9	48	0,465
1206490	R1A12F114M-3020	30	1 1/4	42x2	20	50	50	49,9	51	0,644
1206491	R1A12F114M-3824	38	1 1/2	52x2	22	55	60	54,9	60	0,889

Dimensions shown may be changed without prior notice.

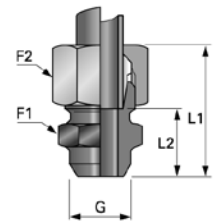
// BUTT WELD

// R1A11M100S

Butt Weld Straight Coupling DIN 24°
Light Series

Item Code	Part Number	Ø D mm	F1 mm	F2 mm	G mm	L mm	L2 mm	Weight Kg
1211088	R1A11M100S-0600	6	12	14	10	29	14	0,025
1211089	R1A11M100S-0800	8	14	17	12	31	16	0,036
1211090	R1A11M100S-1000	10	17	19	14	33	18	0,047
1211091	R1A11M100S-1200	12	19	22	16	33	18	0,063
1211092	R1A11M100S-1500	15	22	27	19	37	22	0,084
1211093	R1A11M100S-1800	18	27	32	22	40	23,5	0,139
1211094	R1A11M100S-2200	22	32	36	27	45	28,5	0,181
1211095	R1A11M100S-2800	28	41	41	32	47	30,5	0,302
1211096	R1A11M100S-3500	35	46	50	40	54	32,5	0,377
1210752	R1A11M100S-4200	42	55	60	46	58	35	0,641

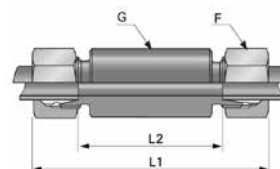
// R1A12M100S

Butt Weld Straight Coupling DIN 24°
Heavy Series

Item Code	Part Number	Ø D mm	F1 mm	F2 mm	G mm	L mm	L2 mm	Weight Kg
1211265	R1A12M100S-0600	6	14	17	11	34	19	0,032
1211266	R1A12M100S-0800	8	17	19	13	36	21	0,049
1208074	R1A12M100S-1000	10	19	22	15	39	22,5	0,072
1206144	R1A12M100S-1200	12	22	24	17	41	24,5	0,083
1211267	R1A12M100S-1400	14	24	27	19	45	27	0,108
1211268	R1A12M100S-1600	16	27	30	21	45	26,5	0,144
1207100	R1A12M100S-2000	20	32	36	26	51	29,5	0,218
1208075	R1A12M100S-2500	25	41	46	31	56	32	0,377
1211269	R1A12M100S-3000	30	46	50	36	62	35,5	0,449
1207132	R1A12M100S-3800	38	55	60	44	69	38	0,684

// R1A11M111S

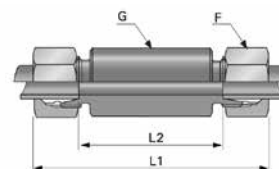
Butt Weld Long Straight Coupling DIN 24°
Light Series



Item Code	Part Number	Ø D mm	F mm	G mm	L mm	L2 mm	Weight Kg
1211098	R1A11M111S-0606	6	14	18	85	56	0,131
1211099	R1A11M111S-0808	8	17	20	85	56	0,162
1211100	R1A11M111S-1010	10	19	22	87	58	0,195
1211101	R1A11M111S-1212	12	22	25	87	58	0,241
1207460	R1A11M111S-1515	15	27	28	100	70	0,353
1211102	R1A11M111S-1818	18	32	32	101	69	0,469
1211103	R1A11M111S-2222	22	36	36	105	73	0,582
1211104	R1A11M111S-2828	28	41	40	106	73	0,660
1211105	R1A11M111S-3535	35	50	50	114	71	1,029
1211106	R1A11M111S-4242	42	60	60	115	70	1,488

// R1A12M112S

Butt Weld Long Straight Coupling DIN 24°
Heavy Series

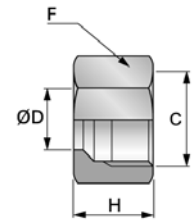


Item Code	Part Number	Ø D mm	F mm	G mm	L mm	L2 mm	Weight Kg
1211271	R1A12M112S-0606	6	17	20	89	60	0,169
1211272	R1A12M112S-0808	8	19	22	89	60	0,204
1208076	R1A12M112S-1010	10	22	25	91	59	0,270
1211273	R1A12M112S-1212	12	24	28	91	59	0,331
1211274	R1A12M112S-1414	14	27	30	107	72	0,447
1211275	R1A12M112S-1616	16	30	35	107	71	0,578
1207467	R1A12M112S-2020	20	36	38	114	71	0,732
1211276	R1A12M112S-2525	25	46	45	120	72	1,146
1211277	R1A12M112S-3030	30	50	50	126	73	1,344
1211278	R1A12M112S-3838	38	60	60	133	72	1,913

Dimensions shown may be changed without prior notice.

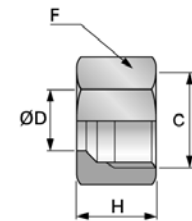
// ACCESSORIES

// R1A11D0000

Nut DIN 24°
Light Series

Item Code	Part Number	Ø D mm	C mm	F mm	H mm	Weight Kg
1204178	R1A11D0000-0600	6	12x1,5	14	14,5	0,010
1204181	R1A11D0000-0800	8	14x1,5	17	14,5	0,015
1204149	R1A11D0000-1000	10	16x1,5	19	15,5	0,018
1204152	R1A11D0000-1200	12	18x1,5	22	15,5	0,024
1204157	R1A11D0000-1500	15	22x1,5	27	17	0,041
1204160	R1A11D0000-1800	18	26x1,5	32	18	0,058
1204164	R1A11D0000-2200	22	30x2	36	20	0,079
1204167	R1A11D0000-2800	28	36x2	41	21	0,089
1204172	R1A11D0000-3500	35	45x2	50	24	0,138
1204177	R1A11D0000-4200	42	52x2	60	24	0,216

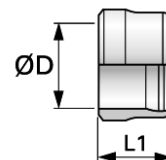
// R1A12D0000

Nut DIN 24°
Heavy Series

Item Code	Part Number	Ø D mm	C mm	F mm	H mm	Weight Kg
1204180	R1A12D0000-0600	6	14x1,5	17	16,5	0,016
1204182	R1A12D0000-0800	8	16x1,5	19	16,5	0,019
1204151	R1A12D0000-1000	10	18x1,5	22	17,5	0,030
1204154	R1A12D0000-1200	12	20x1,5	24	17,5	0,035
1204156	R1A12D0000-1400	14	22x1,5	27	20,5	0,050
1204159	R1A12D0000-1600	16	24x1,5	30	20,5	0,064
1204163	R1A12D0000-2000	20	30x2	36	24	0,100
1204166	R1A12D0000-2500	25	36x6	46	27	0,199
1204170	R1A12D0000-3000	30	42x2	50	29	0,223
1204175	R1A12D0000-3800	38	52x2	60	32,5	0,310

// R1A11R0000

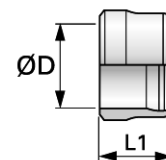
Double Cutting Ring DIN 24°
Light Series



Item Code	Part Number	Ø D mm	L1 mm	Weight Kg
1204118	R1A11R0000-1500	15	10,5	0,006
1204121	R1A11R0000-1800	18	10,5	0,007
1204125	R1A11R0000-2200	22	11	0,009
1204129	R1A11R0000-2800	28	11	0,012
1204133	R1A11R0000-3500	35	13,5	0,021
1204136	R1A11R0000-4200	42	13,5	0,024

// R1A12R0000

Double Cutting Ring DIN 24°
Heavy Series



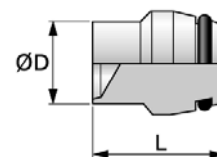
Item Code	Part Number	Ø D mm	L1 mm	Weight Kg
1204117	R1A12R0000-1400	14	10,5	0,006
1204120	R1A12R0000-1600	16	10,5	0,007
1204124	R1A12R0000-2000	20	13	0,012
1204128	R1A12R0000-2500	25	13,5	0,016
1204131	R1A12R0000-3000	30	13,5	0,020
1204135	R1A12R0000-3800	38	13,5	0,023

Dimensions shown may be changed without prior notice.

// PLUG

// R1A15F0000

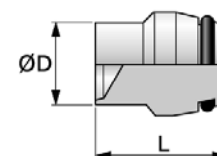
Plug with O-Ring 24° DIN 2353
Light Series



Item Code	Part Number	Ø D mm	L mm	O-Ring mm	Weight Kg
1208264	R1A15F0000-0600	6	17,5	4x1,5	0,005
1208263	R1A15F0000-0800	8	18,5	6x1,5	0,008
1208262	R1A15F0000-1000	10	19	7,5x1,5	0,013
1208240	R1A15F0000-1200	12	19,5	12x2	0,027
1208142	R1A15F0000-1500	15	19	9x1,5	0,018
1208143	R1A15F0000-1800	18	20	15x2	0,038
1208146	R1A15F0000-2200	22	20,5	20x2	0,057
1208148	R1A15F0000-2800	28	21	26x2	0,093
1208149	R1A15F0000-3500	35	23,5	32x2,5	0,161
1208150	R1A15F0000-4200	42	23,5	38x2,5	0,224

// R1A16F0000

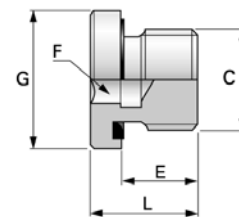
Plug with O-Ring 24° DIN 2353
Heavy Series



Item Code	Part Number	Ø D mm	L mm	O-Ring mm	Weight Kg
1208239	R1A16F0000-0600	6	17,5	4x1,5	0,005
1208238	R1A16F0000-0800	8	18,5	6x1,5	0,008
1208237	R1A16F0000-1000	10	19	7,5x1,5	0,013
1208236	R1A16F0000-1200	12	19	9x1,5	0,018
1208062	R1A16F0000-1400	14	20	10x2	0,024
1208063	R1A16F0000-1600	16	20	12x2	0,027
1208064	R1A16F0000-2000	20	24	16,3x2,4	0,062
1208065	R1A16F0000-2500	25	25	20,3x2,4	0,093
1208066	R1A16F0000-3000	30	26,5	25,3x2,4	0,133
1208067	R1A16F0000-3800	38	28,5	33,3x2,4	0,240

// R1A5040000

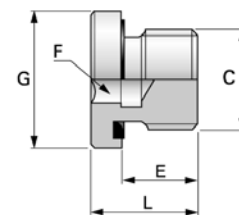
Socket Head Plug Metric Cylindric with Elastomer



Item Code	Part Number	C mm	E mm	F mm	G mm	L mm	Weight Kg
1204050	R1A5040000-1000	10x1	8	5	13,9	12	0,007
1206352	R1A5040000-1200	12x1,5	12	6	16,9	17	0,012
1204051	R1A5040000-1400	14x1,5	12	6	18,9	17	0,017
1204052	R1A5040000-1600	16x1,5	12	8	21,9	17	0,021
1204053	R1A5040000-1800	18x1,5	12	8	23,9	17	0,031
1204054	R1A5040000-2000	20x1,5	14	10	25,9	19	0,041
1204055	R1A5040000-2200	22x1,5	14	10	26,9	19	0,047
1204056	R1A5040000-2600	26x1,5	16	12	31,9	21	0,075
1204057	R1A5040000-2700	27x2	16	12	31,9	21	0,076
1206706	R1A5040000-3300	33x2	16	17	39,9	22,5	0,127
1211886	R1A5040000-4200	42x2	16	22	49,9	22,5	0,216
1207864	R1A5040000-4800	48x2	16	24	54,9	22,5	0,284

// R1A14M0000

Socket Head Plug BSPP Cylindric with Elastomer



Item Code	Part Number	C	E mm	F mm	G mm	L mm	Weight Kg
1204044	R1A14M0000-0200	1/8	8	5	13,9	12	0,007
1204043	R1A14M0000-0400	1/4	12	6	18,9	17	0,015
1204049	R1A14M0000-0600	3/8	12	8	21,9	17	0,023
1204042	R1A14M0000-0800	1/2	14	10	26,9	19	0,043
1204048	R1A14M0000-1200	3/4	16	12	31,9	21	0,076
1204045	R1A14M0000-1600	1	16	17	39,9	22,5	0,130
1204047	R1A14M0000-2000	1 1/4	16	22	49,9	22,5	0,210
1204046	R1A14M0000-2400	1 1/2	16	24	54,9	22,5	0,266

// HOSE**// THERMOPLASTIC**

FLEXOR TWB1	36
FLEXOR TWB1 - TWIN.....	36
FLEXOR 7	37
FLEXOR 7 - TWIN.....	37
FLEXOR 8.....	38
MINIMESS	38

// TEXTILE BRAID

ARGUS 1TE/R6 HF.....	39
ARGUS 2TE HF	39
ARGUS 3TE/R3 HF.....	40

// WIRE BRAID

FLEXOR 1SN - R1AT HF	41
FLEXOR 1SN - R1AT - MINETUFF	41
FLEXOR 2SN - R2AT HF	42
FLEXOR 2SN - R2AT - MINETUFF	42
FLEXOR ELEVATOR	43
FLEXOR 5.....	43
FLEXOPAK PLT	44
FLEXOPAK 1SC.....	44
AT3K - MINETUFF	45
FLEXOPAK 2SC HF	46
FLEXOPAK 2 - MINETUFF.....	46
ALFAFOREST	47

// WIRE SPIRAL

FLEXOR 4SP	48
FLEXOR 4SH.....	48
FLEXOR R12	49
FLEXOR R13	49
FLEXOR R15 - MINUTUFF	50
AT7K - MINETUFF	51
AT8K - MINETUFF	51

// ALFABIOTECH

ALFABIOTECH 2000 - MINETUFF	53
ALFABIOTECH 3000 - MINETUFF	53
ALFABIOTECH 4000 - MINETUFF	54
ALFABIOTECH 5000 - MINETUFF	54
ALFABIOTECH 5000 PLUS - MINETUFF	55
ALFABIOTECH 6000 - MINETUFF	55

// SUPERTUFF

AT3K - SUPERTUFF	56
FLEXOPAK 2 - SUPERTUFF.....	56
ALFABIOTECH 5000 - SUPERTUFF	57
ALFABIOTECH 6000 - SUPERTUFF	57

// HIGH TEMPERATURE

TEMP TECH 1SN	58
TEMP TECH 2SN	58
FLEXOPAK 2 HT.....	59
TEMP TECH R5.....	59
FLEXOR R4 644 HT.....	60

// LOW TEMPERATURE

FLEXOPAK 2 LT.....	61
ALFAFOREST LT	61
FLEXOR 4SP LT	62
FLEXOR 4SH LT	62

// OIL RETURN LINES

FLEXOR R4 604	63
FLEXOR R4 634	63

// PRESSURE WASH

ALFAJET 210.....	64
ALFAJET 400.....	64

// PTFE HOSE

9TS OM SMOOTH PTFE STAINLESS STEEL BRAID	65
9TC OM CONVOLUTED PTFE STAINLESS STEEL BRAID.....	65

// STANDARD FITTINGS**// FERRULE**

H1100104	74
H1100404	74
H1200204	74
H1200TP0	74
H1200AD1	74
H1200AD2	74
H2200TF0	75
H1200TX2	75
H1100SK1	75

// HOSE MENDER

H12C5610	Hose mender.....	76
----------	------------------	----

// BSP INSERTS

H1210510	BSPP Male parallel 60° Flare - AGR.....	77
H1210610	BSPP Male flat seat AGR FD	77
H1210710	BSPT Male tapered AGR K	78
H1220813	BSPP Female 60° cone with O-Ring DKOR.....	79
H1220843	45° BSPP Female 60° cone with O-Ring DKOR 45	80
H1220893	90° BSPP Female 60° cone with O-Ring DKOR 90	81
H1220581	90° Compact BSPP female 60° cone DKR 90	82
H1220613	BSPP Female flat seat - DKR FD	82
H1230310	BSPP Banjo RNR	83
H10V0210	BSPP Bolt.....	83

// DIN METRIC INSERTS

H1211110	Metric Male 24° seat Light DIN 3853 - CEL	84
H1221513	Metric Female 24° cone with O-Ring - Light DIN 3865 - DKOL.....	85
H1221543	45° Metric Female 24° cone with O-Ring - Light DIN 3865 DKOL 45.....	86
H1221593	90° Metric Female 24° cone with O-Ring - Light DIN 3865 DKOL 90.....	87
H1211210	Metric Male 24° seat Heavy DIN 3853 - CES.....	88
H1221613	Metric Female 24° cone with O-Ring - Heavy DIN 3865 - DKOS	89
H1221643	45° Metric Female 24° cone with O-Ring - Heavy DIN 3865 DKOS 45	90
H1221693	90° Metric Female 24° cone with O-Ring - Heavy DIN 3865 DKOS 90	90
H1221313	Universal Metric Female.....	91
H1221343	45° Universal Metric Female	91
H1221393	90° Universal Metric Female	91
H1221013	Metric female 60° cone DIN 3863	92
H1221093	90° Metric female 60° cone - DIN 3863	92
H1252010	Metric straight standpipe RSL/RSS - DIN 2353.....	93
H1252040	45° Metric standpipe RSL 45/RSS 45 - DIN 2353	94
H1252090	90° Metric standpipe RSL 90/RSS 90 - DIN 2353	95
H1230910	Metric banjo RNM	96
H10V0810	Metric bolt	96

// PRESSURE WASHERS

H1224914	Universal female for pressure washer	97
----------	--	----

// SAE INSERTS

H1213B10	SAE Male Flareless.....	98
H1226611	SAE Female swivel 45° seat	98
H1229710	Female grease connection PTF thread	98
H1213010	SAE Solid male O-Ring Boss	99
H1213011	SAE Male Swivel O-Ring Boss.....	100
H1213081	90° Compact SAE Male Swivel O-Ring Boss.....	100

// JIC 37° INSERTS

H1212510	JIC Male 37° cone AGJ.....	101
H1222511	JIC Female 37° Seat DKJ.....	102
H1226511	JIC Female 37° Seat with stem hexagon DKJ	103
H1222541-M	45° JIC Female 37° Seat Medium Drop - DKJ 45M.....	104
H1222591-S	90° JIC Female 37° seat short drop - DKJ 90S.....	104

H1222591-M	90° JIC Female 37° seat medium drop - DKJ 90M	105
H1222591-L	90° JIC Female 37° seat long drop - DKJ 90L	105

// NPTF INSERTS

H1212810	NPTF Male 60° seat AGN	106
H1222810	NPTF Solid female	107
H1212811	NPTF Male swivel 60° seat	107
H1212881	90° Compact NPTF Male swivel 60° seat	107

// NPSM INSERTS

H1227311	NPSM Female	108
----------	-------------------	-----

// ORFS INSERTS

H1212410	ORFS Male	109
H1222411	ORFS Female with stem hexagon	110
H1222443-M	45° ORFS Female Medium Drop DK ORFS 45M	111
H1222493-S	90° ORFS female short drop DK ORFS 90S	111
H1222493-M	90° ORFS female medium drop DK ORFS 90M	112
H1222493-L	90° ORFS female long drop DK ORFS 90L	112

// FRENCH INSERTS

H1211810	Metric male French type	113
H1221813	Metric female French type	113
H1221893	90° Metric female French type	113

// JIS INSERTS

H1223711	JIS Female 60° cone B 8363 (type C)	114
H1223741	45° JIS Female 60° Cone B 8363 (type C)	114
H1223791	90° JIS Female 60° Cone B 8363 (type C)	114
H122381Z	JIS Female 60° seat flare B 8363 (type F)	115
H122384Z	45° JIS Female 60° seat flare B 8363 (type F)	115
H122389Z	90° JIS Female 60° seat flare B 8363 (type F)	115

// KOMATSU INSERTS

H1224011	Komatsu female	116
H1244110	Komatsu flange	116
H1244140	45° Komatsu flange	117
H1244190	90° Komatsu flange	117

// SAE FLANGES

H1243310	Flange SAE 3000 PSI J518 code 61 SFL	118
H1243320	22° Flange SAE 3000 PSI J518 code 61 SFL 22	118
H1243330	30° Flange SAE 3000 PSI J518 code 61 SFL 30	119
H1243340	45° Flange SAE 3000 PSI J518 code 61 SFL 45	119
H1243360	60° Flange SAE 3000 PSI J518 code 61 SFL 60	120
H1243390	90° Flange SAE 3000 PSI J518 code 61 SFL 90	120
H1243610	Flange SAE 6000 PSI J518 code 62 SFS	121
H1243340	45° Flange SAE 6000 PSI J518 code 62 SFS 45	121
H1243390	90° Flange SAE 6000 PSI J518 code 62 SFS 90	122
H10W3320	Split Flange Clamp Half 3000 PSI J518 code 61 FHL	123
H10W3620	Split Flange Clamp Half 6000 PSI J518 code 62 FHS	123
H10W3310	4 Hole fl ange clamp 3000 PSI J518 code 61 VHL	124
H10W3610	4 Hole fl ange clamp 6000 PSI J518 code 62 VHS	124

// INTERLOCK FITTINGS**// FERRULES**

H1400200	126
H1T00600	126
H1400301	126

// HOSE MENDER

H14C5610	Hose Mender	127
----------	-------------------	-----

// BSP INSERTS

H1410510	BSPP Male parallel 60° Flare - AGR.....	128
H1410710	BSPT Male tapered AGR K	128
H1420812	BSPP Female 60° cone with O-Ring DKOR.....	128
H1420842	45° BSPP Female 60° cone with O-Ring DKOR 45	129
H1420892	90° BSPP Female 60° cone with O-Ring DKOR 90	129

// DIN METRIC INSERTS

H1411210	Metric Male 24° Seat - Heavy DIN 3865 - CES.....	130
H1421613	Metric Female 24° cone with O-Ring - Heavy DIN 3865 - DKOS	130
H1421643	45° Metric Female 24° cone with O-Ring - Heavy DIN 3865 DKOS 45	131
H1421693	90° Metric Female 24° cone with O-Ring - Heavy DIN 3865 DKOS 90	131

// JIC 37° INSERTS

H1412510	JIC Male 37° cone AGJ	132
H1422512	JIC Female 37° seat DKJ	132
H1422542	45° JIC Female 37° seat - DKJ 45.....	133
H1422592	90° JIC Female 37° seat - DKJ 90.....	133

// NPTF INSERTS

H1412810	NPTF Male 60° seat AGN.....	134
----------	-----------------------------	-----

// ORFS INSERTS

H1412410	ORFS Male	135
H1422411	ORFS Female with Stem Hexagon.....	135
H1422441	45° ORFS Female DK ORFS 45	136
H1422491	90° ORFS female DK ORFS 90	136

// SAE FLANGES

H1443310	Flange SAE 3000 PSI J518 code 61 SFL.....	137
H1443340	45° Flange SAE 3000 PSI J518 code 61 SFL 45.....	137
H1443390	90° Flange SAE 3000 PSI J518 code 61 SFL 90.....	137
H1443610	Flange SAE 6000 PSI J518 code 62 SFS.....	138
H1443640	45° Flange SAE 6000 PSI J518 code 62 SFS 45	138
H1443690	90° Flange SAE 6000 PSI J518 code 62 SFS 90	139
H1T43610	Flange SAE 6000 PSI J518 Code 62 SFS Special version.....	140
H1T43640	45° Flange SAE 6000 PSI J518 Code 62 SFS 45 Solid one piece Special version	140
H1T43690	90° Flange SAE 6000 PSI J518 Code 62 SFS 90 Solid one piece Special version	140

// SUPERCAT FLANGES

H1443910	Flange SUPERCAT	141
H1443940	45° Flange SUPERCAT	141
H1443990	90° Flange SUPERCAT	141

// HAMMER UNION

H1413F13	Male Hammer Union Fig. 1502 integral fitting with Lug Nut	142
H1423F10	Female Hammer Union Fig. 1502 integral fitting with Rubber Ring	142
H1T13F13	Male Hammer Union Fig. 1502 integral fitting with Lug Nut Special version.....	142
H1T23F10	Female Hammer Union Fig. 1502 integral fitting with Rubber Ring Special version.....	142

// ALFACRIMP FITTINGS C12A**// BSP INSERTS**

C12A10510	BSPP Male Parallel 60° Flare AGR.....	144
C12A10710	BSPT Male Tapered AGR K.....	144
C12A20813	BSPP Female 60° Cone with O-Ring DKOR.....	145
C12A20843	45° BSPP Female 60° cone with O-Ring DKOR 45 Solid one piece.....	145
C12A20581	90° Compact BSPP Female 60° Cone DKR 90.....	146
C12A20893	90° BSPP Female 60° Cone with O-Ring DKOR 90 Solid one piece.....	146
C12A20613	BSPP Female Flat Seat DKR FD.....	147

// DIN METRIC INSERTS

C12A11110	Metric Male 24° Seat - Light DIN 3853 - CEL.....	148
C12A21513	Metric Female 24° Cone with O-Ring - Light DIN 3865 - DKOL.....	148
C12A21543	45° Metric Female 24° Cone with O-Ring - Light DIN 3865 - DKOL 45 Solid one piece.....	149
C12A21593	90° Metric Female 24° Cone with O-Ring - Light DIN 3865 - DKOL 90 Solid one piece.....	149
C12A11210	Metric Male 24° Seat - Heavy DIN 3853 - CES.....	150
C12A21613	Metric Female 24° Cone with O-Ring - Heavy DIN 3865 - DKOS.....	150
C12A21643	45° Metric Female 24° Cone with O-Ring - Heavy DIN 3865 - DKOS 45 Solid one piece.....	151
C12A21693	90° Metric Female 24° Cone with O-Ring - Heavy DIN 3865 - DKOS 90 Solid one piece.....	151
C12A52010	Metric Straight Standpipe DIN 2353 RSL/RSS.....	152

// SAE INSERTS

C12A13B10	SAE Male Flareless.....	153
C12A26611	SAE Female Swivel 45° Seat.....	153
C12A13010	SAE Male Solid O-Ring Boss.....	153
C12A13011	SAE Male Swivel O-Ring Boss.....	154
C12A13081	90° Compact SAE Male Swivel O-Ring Boss.....	154

// JIC 37° INSERTS

C12A12510	JIC Male 37° Cone AGJ.....	155
C12A22511	JIC Female 37° Seat DKJ.....	155
C12A26511	JIC Female 37° Seat with Stem Hexagon DKJ.....	156
C12A22541-M	45° JIC Female 37° Seat DKJ 45 Solid one piece.....	156
C12A22591-S	90° JIC Female 37° Seat Short Drop DKJ 90S Solid one piece.....	157
C12A22591-M	90° JIC Female 37° Seat Medium Drop DKJ 90M Solid one piece.....	157
C12A22591-L	90° JIC Female 37° Seat Long Drop DKJ 90L Solid one piece.....	158

// NPTF INSERTS

C12A12810	NPTF Male 60° Seat AGN.....	159
C12A22810	NPTF Female Solid.....	159
C12A12811	NPTF Male Swivel 60° Seat.....	160
C12A12881	90° Compact NPTF Male Swivel 60° Seat.....	160

// NPSM INSERTS

C12A27311	NPSM Female.....	161
-----------	------------------	-----

// ORFS INSERTS

C12A12410	ORFS Male.....	162
C12A22411	ORFS Female with Stem Hexagon.....	162
C12A22443-M	45° ORFS Female DK ORFS 45 Solid one piece.....	163
C12A22493-S	90° ORFS Female Short Drop DK ORFS 90S Solid one piece.....	163
C12A22493-M	90° ORFS Female Medium Drop DK ORFS 90M Solid one piece.....	164
C12A22493-L	90° ORFS Female Long Drop DK ORFS 90L Solid one piece.....	164

// JIS INSERTS

C12A2381Z	JIS Female 60° Seat Flare B 8363 (type F).....	165
-----------	--	-----

// KOMATSU INSERTS

C12A24011	Komatsu Female.....	166
-----------	---------------------	-----

// SAE FLANGES

C12A43310	Flange SAE 3000 PSI J518 Code 61 SFL.....	167
C12A43340	45° Flange SAE 3000 PSI J518 Code 61 SFL 45 Solid one piece.....	167
C12A43390	90° Flange SAE 3000 PSI J518 Code 61 SFL 90 Solid one piece.....	167

C12A43610	Flange SAE 6000 PSI J518 Code 62 SFS	168
C12A43640	45° Flange SAE 6000 PSI J518 Code 62 SFS 45 Solid one piece.....	168
C12A43690	90° Flange SAE 6000 PSI J518 Code 62 SFS 90 Solid one piece.....	168

// ALFACRIMP FITTINGS C124 - C122

// BSP INSERTS

C12410510	BSPP Male Parallel 60° Flare AGR.....	170
C12410710	BSPT Male Tapered AGR K.....	170
C12420813	BSPP Female 60° Cone with O-Ring DKOR.....	171
C12420843	45° BSPP Female 60° Cone with O-Ring DKOR 45 Solid one piece.....	171
C12420893	90° BSPP Female 60° Cone with O-Ring DKOR 90 Solid one piece.....	172

// DIN METRIC INSERTS

C12411110	Metric Male 24° Seat - Light DIN 3853 - CEL	173
C12421513	Metric Female 24° Cone with O-Ring - Light DIN 3865 - DKOL.....	173
C12421543	45° Metric Female 24° cone with O-Ring - Light DIN 3865 DKOL 45 Solid one piece.....	174
C12421593	90° Metric Female 24° Cone with O-Ring - Light DIN 3865 - DKOL 90 Solid one piece.....	174
C12411210	Metric Male 24° Seat - Heavy DIN 3853 - CES.....	175
C12421613	Metric Female 24° Cone with O-Ring - Heavy DIN 3865 - DKOS.....	175
C12421643	45° Metric Female 24° Cone with O-Ring - Heavy DIN 3865 - DKOS 45 Solid one piece	176
C12421693	90° Metric Female 24° Cone with O-Ring - Heavy DIN 3865 - DKOS 90 Solid one piece	176

// SAE INSERTS

C12413010	SAE Solid Male O-Ring Boss	177
-----------	----------------------------------	-----

// JIC 37° INSERTS

C12412510	JIC Male 37° Cone AGJ	178
C12422511	JIC Female 37° seat DKJ	178
C12426511	JIC Female 37° Seat with Stem Hexagon DKJ	179
C12422541-M	45° JIC Female 37° Seat DKJ 45 Solid one piece.....	179
C12422591-M	90° JIC Female 37° Seat Medium Drop DKJ 90M Solid one piece.....	180
C12422591-S	90° JIC Female 37° Seat Short Drop DKJ 90S Solid one piece.....	180
C12422591-L	90° JIC Female 37° Seat Long Drop DKJ 90L Solid one piece.....	180

// NPTF INSERTS

C12412810	NPTF Male 60° Seat AGN	181
C12422810	NPTF Female Solid	181
C12412811	NPTF Male Swivel 60° Seat.....	181

// ORFS INSERTS

C12412410	ORFS Male	182
C12422411	ORFS Female with stem hexagon.....	182
C12422443-M	45° ORFS Female Medium Drop DK ORFS 45 Solid one piece.....	183
C12422493-S	90° ORFS Female Short Drop DK ORFS 90S Solid one piece.....	183
C12422493-M	90° ORFS Female Medium Drop DK ORFS 90M Solid one piece	184
C12422493-L	90° ORFS Female Long Drop DK ORFS 90L Solid one piece	184

// SAE FLANGES

C12443310	Flange SAE 3000 PSI J518 Code 61 SFL	185
C12443340	45° Flange SAE 3000 PSI J518 Code 61 SFL 45 Solid one piece	185
C12443390	90° Flange SAE 3000 PSI J518 Code 61 SFL 90 Solid one piece	186
C12443610	Flange SAE 6000 PSI J518 Code 62 SFS	186
C12443640	45° Flange SAE 6000 PSI J518 Code 62 SFS 45 Solid one piece.....	187
C12443690	90° Flange SAE 6000 PSI J518 code 62 SFS 90 Solid one piece	187

// C122 // SAE FLANGES

C12243310	Flange SAE 3000 PSI J518 Code 61 SFS	188
C12243340	45° Flange SAE 3000 PSI J518 Code 61 SFL 45 Solid one piece	188
C12243390	90° Flange SAE 3000 PSI J518 Code 61 SFL 90 Solid one piece	188

// ALFACRIMP FITTINGS C126**// JIC 37° INSERTS**

C12626512	JIC Female 37° Seat with Stem Hexagon DKJ	190
C12622542	45° JIC Female 37° Seat DKJ 45 Solid one piece	190
C12622592	90° JIC Female 37° Seat DKJ 90 Solid one piece	190

// NPTF INSERTS

C12612810	NPTF Male 60° Seat	191
-----------	--------------------------	-----

// API INSERTS

C1261281Z	API Male	192
-----------	----------------	-----

// ORFS INSERTS

C12622411	ORFS Female with Stem Hexagon	193
C12622441	45° ORFS Female DK ORFS 45 Solid one piece	193
C12622491	90° ORFS Female DK ORFS 90 Solid one piece	193

// SAE FLANGES

C12643310	Flange SAE 3000 PSI J518 Code 61 SFL	194
C12643610	Flange SAE 6000 PSI J518 Code 62 SFS	194
C12643640	45° Flange SAE 6000 PSI J518 Code 62 SFS 45 Solid one piece	195
C12643690	90° Flange SAE 6000 PSI J518 Code 62 SFS 90 Solid one piece	195

// SUPERCAT FLANGES

C12643910	Flange SUPERCAT	196
C12643930	30° Flange SUPERCAT Solid one piece	196
C12643940	45° Flange SUPERCAT Solid one piece	196
C12643960	60° Flange SUPERCAT Solid one piece	197
C126439Z0	67,5° Flange SUPERCAT Solid one piece	197
C12643990	90° Flange SUPERCAT Solid one piece	197

// HAMMER UNION

C12R13F13	Male Hammer Union Fig. 1502 integral fitting with Lug Nut	198
C12R23F10	Female Hammer Union Fig. 1502 integral fitting with Rubber Ring	198

// JIC 37° ADAPTERS**// PLUG**

R1A2531000	Cap JIC Female.....	200
R1A25M1000	Plug JIC Male	200

// MALE UNION

R1A25M125M	Straight Union JIC-JIC Male.....	201
R1A25M925M	90° Union JIC-JIC Male.....	201
R1A25MT25M	Tee Union JIC-JIC Male.....	202
R1A25MX25M	Cross Union JIC-JIC Male.....	202

// MALE / FEMALE UNION

R1A253125M	Straight Reducing JIC swivel Female-JIC Male.....	203
R1A25M4251	45° Union JIC Male-JIC Female.....	203
R1A25M9251	90° Union JIC Male-JIC Female.....	204
R1A25MT251	Branch Tee Union JIC Male-JIC Female.....	204
R1A25ML251	Run Tee Union JIC Male-JIC Female.....	205

// BULKHEAD

R1A25M125T	Straight Union JIC-JIC Bulkhead.....	206
R1A25M425T	45° Union JIC-JIC Bulkhead.....	206
R1A25M925T	90° Union JIC-JIC Bulkhead.....	207
R1A25MT25T	Branch Tee Union JIC-JIC Bulkhead.....	207
R1A25ML25T	Run Tee Union JIC-JIC Bulkhead.....	208

// BSPP

R1A25M105M	Straight Connector JIC Male - BSPP Cylindric Male 60°.....	209
R1A25M106I	Straight Connector JIC Male - BSPP Cylindric Male with Elastomer.....	210
R1A25M106H	Long Connector JIC Male - BSPP Cylindric Male with Elastomer.....	211
R1A25M406N	45° Adjustable Elbow Connector JIC Male - BSPP Cylindric Male with O-Ring and Retaining Ring.....	212
R1A25M906N	90° Adjustable Elbow Connector JIC Male - BSPP Cylindric Male with O-Ring and Retaining Ring.....	213
R1A25M906Y	90° Adjustable Long Elbow Connector JIC Male - BSPP Cylindric Male with O-Ring and Retaining Ring.....	214
R1A25MT06N	Branch Tee Adjustable Elbow Connector JIC Male - BSPP Cylindric Male with O-Ring and Retaining Ring.....	215
R1A25ML06N	Run Tee Adjustable Elbow Connector JIC Male - BSPP Cylindric Male with O-Ring and Retaining Ring.....	216
R1A25M107M	Straight Connector JIC Male - BSPT Male.....	217
R1A25M907M	90° Elbow Connector JIC Male - BSPT Male.....	218

// METRIC

R1A2511525	Straight Connector JIC Female - Metric Male with O-Ring.....	219
R1A25M1525	Straight Connector JIC Male - Metric Male with O-Ring.....	219
R1A25M152I	Straight Connector JIC Male - Metric Male with Elastomer.....	220
R1A25M152H	Long Connector JIC Male - Metric Male with Elastomer.....	220
R1A25M952Q	90° Adjustable Elbow Connector JIC Male - Metric Male with O-Ring and Retaining Ring.....	221
R1A25M952Y	90° Adjustable Long Elbow Connector JIC Male - Metric Male with O-Ring and Retaining Ring.....	221
R1A25MT52Q	Branch Tee Adjustable Elbow Connector JIC Male - Metric Male with O-Ring and Retaining Ring.....	222
R1A25ML52Q	Run Tee Adjustable Elbow Connector JIC Male - Metric Male with O-Ring and Retaining Ring.....	222

// SAE UNF

R1A25M1305	Straight Connector JIC Male SAE UNF/UN Male with O-Ring.....	223
R1A25M130J	Long Connector JIC Male SAE UNF/UN Male with O-Ring.....	224
R1A2511305	Straight Connector JIC Female SAE UNF/UN Male with O-Ring.....	224
R1A25M4305	45° Adjustable Elbow Connector JIC Male - SAE UNF/UN Male with O-Ring.....	225
R1A25M9305	90° Adjustable Elbow Connector JIC Male - SAE UNF/UN Male with O-Ring.....	226
R1A25M930J	90° Adjustable Long Elbow Connector JIC Male - SAE UNF/UN Male with O-Ring.....	227
R1A25MT305	Branch Tee Adjustable Elbow Connector JIC Male - SAE UNF/UN Male with O-Ring.....	228
R1A25ML305	Run Tee Adjustable Elbow Connector JIC Male - SAE UNF/UN Male with O-Ring.....	229

// NPTF

R1A25M128M	Straight Connector JIC-NPTF Male.....	230
R1A251128M	Straight Connector JIC Female - NPTF Male.....	231
R1A25M428M	45° Elbow Connector JIC-NPTF Male.....	231
R1A25M928M	90° Elbow Connector JIC-NPTF Male.....	232

// ACCESSORIES

R1A25D0000	Nut JIC.....	233
R1A25R0000	Sleeve JIC.....	233

// FLANGE

R1A25M133W	Straight Flange SAE J518 Code 61 - JIC Low Pressure	234
R1A25M136W	Straight Flange SAE J518 Code 62 - JIC High Pressure.....	234
R1A25M933W	90° Flange SAE J518 Code 61 - JIC Low Pressure	235
R1A25M936W	90° Flange SAE J518 Code 62 - JIC High Pressure.....	235
R1A25M9334	90° Adjustable Split Flange SAE J518 Code 61 - JIC Low Pressure	236
R1A25M9364	90° Adjustable Split Flange SAE J518 Code 62 - JIC High Pressure.....	236

// ORFS ADAPTERS**// MALE UNION**

R1A2451245	Straight Union ORFS Male	238
R1A2459245	90° Union ORFS Male	238
R1A245T245	Branch Tee Union ORFS Male.....	239
R1A245X245	Union Croce ORFS Male	239

// MALE / FEMALE UNION

R1A2431245	Straight Union ORFS Female - ORFS Male.....	240
R1A2454241	45° Union ORFS Male - ORFS Female.....	240
R1A2459241	90° Union ORFS Male - ORFS Female.....	241
R1A245T241	Branch Tee Union ORFS Male - ORFS Female	241
R1A245L241	Run Tee Union ORFS Male - ORFS Female	241

// BULKHEAD

R1A245124T	Straight Union ORFS Bulkhead.....	242
R1A245424T	45° Union ORFS Bulkhead	242
R1A245924T	90° Union ORFS Bulkhead	243
R1A245T24T	Branch Tee Union ORFS Bulkhead	243
R1A245L24T	Run Tee Union ORFS Bulkhead.....	243

// PLUG

R1A2431000	Cap ORFS Female.....	244
R1A2451000	Plug ORFS Male	244

// BSPP

R1A245106I	Straight Connector ORFS Male BSPP Cylindric Male with Elastomer.....	245
R1A245406N	45° Adjustable Elbow Connector ORFS Male BSPP Cylindric Male with O-Ring and Retaining Ring	246
R1A245906N	90° Adjustable Elbow Connector ORFS Male BSPP Cylindric Male with O-Ring and Retaining Ring	246
R1A245906Y	90° Adjustable Long Elbow Connector ORFS Male BSPP Cylindric Male with O-Ring and Retaining Ring.....	247
R1A245T06N	Branch Tee Adjustable Elbow Connector ORFS Male BSPP Cylindric Male with O-Ring and Retaining Ring.....	247
R1A245L06N	Run Tee Adjustable Elbow Connector ORFS Male BSPP Cylindric Male with O-Ring and Retaining Ring	248

// METRIC

R1A2451525	Straight Connector ORFS Male Metric Male with O-Ring.....	249
R1A245152I	Straight Connector ORFS Male Metric Male with Elastomer	249
R1A245452Q	45° Adjustable Elbow Connector ORFS Male Metric Male with O-Ring and Retaining Ring.....	250
R1A245952Q	90° Adjustable Elbow Connector ORFS Male Metric Male with O-Ring and Retaining Ring.....	250
R1A245952Y	90° Adjustable Long Elbow Connector ORFS Male Metric Male with O-Ring and Retaining Ring	251
R1A245T52Q	Branch Tee Adjustable Elbow Connector ORFS Male Metric Male with O-Ring and Retaining Ring.....	251
R1A245L52Q	Run Tee Adjustable Elbow Connector ORFS Male Metric Male with O-Ring and Retaining Ring	251

// SAE UNF

R1A2451305	Straight Connector ORFS Male SAE UNF/UN Male with O-Ring	252
R1A245130J	Long Connector ORFS Male SAE UNF/UN Male with O-Ring.....	252
R1A2454305	45° Adjustable Elbow Connector ORFS Male SAE UNF/UN Male with O-Ring.....	253
R1A2459305	90° Adjustable Elbow Connector ORFS Male SAE UNF/UN Male with O-Ring.....	254
R1A245930J	90° Adjustable Long Elbow Connector ORFS Male SAE UNF/UN Male with O-Ring.....	255
R1A245T305	Branch Tee Adjustable Elbow Connector ORFS Male SAE UNF/UN Male with O-Ring.....	252
R1A245L305	Run Tee Adjustable Elbow Connector ORFS Male SAE UNF/UN Male with O-Ring	256
R1A2411305	Straight Connector ORFS Female SAE UNF/UN Male with O-Ring	256

// ACCESSORIES

HX0D2403	Nut ORFS	257
----------	----------------	-----

// FLANGE

R1A245133W	Straight Flange SAE J518 code 61 ORFS Male Low Pressure	258
R1A245136W	Straight Flange SAE J518 code 62 ORFS Male High Pressure.....	258
R1A245933W	90° Flange SAE J518 code 61 ORFS Male Low Pressure	259
R1A245936W	90° Flange SAE J518 code 62 ORFS Male High Pressure.....	259
R1A2459334	90° Adjustable Flange SAE J518 code 61 ORFS Male Low Pressure	260
R1A2459364	90° Adjustable Flange SAE J518 code 62 ORFS Male High Pressure.....	260

// BSP ADAPTERS**// MALE UNION**

R1A05M105M	Straight Union BSP 60° Male	262
R1A05M905M	90° Union BSP 60° Male	263
R1A05MT05M	Branch Tee Union BSP 60° Male.....	263
R1A05MX05M	Union Croce BSP 60° Male	264

// MALE / FEMALE UNION

R1A05M1051	Straight Union BSP 60° Male-Female	265
R1A05M4051	45° Union BSP 60° Male-Female	265
R1A05M9051	90° Union BSP 60° Male BSP 60° Female	266
R1A05ML051	Run Tee Union BSP 60° Male-Female.....	266
R1A05MT051	Branch Tee Union BSP 60° Male-Female.....	267

// FEMALE UNION

R1A0511051	Straight Union BSP 60° Female	268
R1A0519051	90° Union BSP 60° Female.....	268
R1A051T051	Branch Tee Union BSP 60° Female.....	268
R1A06AT06A	Branch Tee Union BSP 60° Female Solida.....	269

// BULKHEAD

R1A05M105T	Straight Union BSP 60° Bulkhead.....	270
R1A05M905T	90° Elbow Connector BSP 60° Bulkhead.....	270
R1A05ML05T	Run Tee Union BSP 60° Bulkhead.....	271
R1A05MT05T	Branch Tee Union BSP 60° Bulkhead.....	271

// PLUG

R1A0531000	Cap BSP 60° Female.....	272
R1A05M1000	Plug BSP 60° Male	272

// BSPP

R1A05M106N	Straight Connector BSP 60° Male BSPP Cylindric Male with O-Ring and Retaining Ring.....	273
R1A05M406N	45° Adjustable Elbow Connector BSPP 60° Male BSPP Cylindric Male with O-Ring and Retaining Ring.....	274
R1A05M906N	90° Adjustable Elbow Connector BSPP 60° Male BSPP Cylindric Male with O-Ring and Retaining Ring.....	274
R1A05ML06N	Run Tee Adjustable Elbow Connector BSPP 60° Male BSPP Cylindric Male with O-Ring and Retaining Ring.....	275
R1A05MT06N	Branch Tee Adjustable Elbow Connector BSPP 60° Male BSPP Cylindric Male with O-Ring and Retaining Ring	275

// FLANGE

R1A05M133W	Straight Flange SAE J518 Code 61 - BSP Low Pressure.....	276
R1A05M136W	Straight Flange SAE J518 Code 62 - BSP High Pressure.....	276
R1A05M933W	90° Flange SAE J518 Code 61 - BSP Low Pressure.....	277
R1A05M936W	90° Flange SAE J518 Code 62 - BSP High Pressure	277
R1A05M9334	90° Adjustable Flange SAE J518 Code 61 - BSP Low Pressure.....	278
R1A05M9364	90° Adjustable Flange SAE J518 Code 62 - BSP High Pressure.....	278

// DIN 24° ADAPTERS**// MALE UNION**

R1A11M111M	Straight Union DIN 24° Male Light Series	280
R1A12M112M	Straight Union DIN 24° Male Heavy Series	280
R1A11M911M	90° Union DIN 24° Male Light Series.....	281
R1A12M912M	90° Union DIN 24° Male Heavy Series	281

R1A11MT11M	Branch Tee Union DIN 24° Male Light Series	282
R1A12MT12M	Branch Tee Union DIN 24° Male Heavy Series	282
R1A11MX11M	Union Croce DIN 24° Male Light Series	283
R1A12MX12M	Union Croce DIN 24° Male Heavy Series	283

// MALE / FEMALE UNION

R1A11F111M	Reducers DIN 24° Pre-assembled Light Series.....	284
R1A12F112M	Reducers DIN 24° Pre-assembled Heavy Series	285
R1A15F111M	Reducers DIN 24° with O-Ring Light Series.....	286
R1A16F112M	Reducers DIN 24° with O-Ring Heavy Series.....	287
R1A15F911M	90° Adjustable Elbow Connector DIN 24° Male-Female with O-Ring Light Series.....	288
R1A16F912M	90° Adjustable Elbow Connector DIN 24° Male-Female with O-Ring Heavy Series.....	288
R1A11M911F	90° Adjustable Elbow Connector DIN 24° Male-Female Pre-assembled Light Series.....	289
R1A12M912F	90° Adjustable Elbow Connector DIN 24° Male-Female Pre-assembled Heavy Series.....	289
R1A15FT11M	Branch Tee Adjustable Elbow Connector DIN 24° Male-Female with O-Ring Light Series	290
R1A16FT12M	Branch Tee Adjustable Elbow Connector DIN 24° Male-Female with O-Ring Heavy Series	290
R1A11MT11F	Branch Tee Adjustable Elbow Connector DIN 24° Male-Female Pre-assembled Light Series	291
R1A12MT12F	Branch Tee Adjustable Elbow Connector DIN 24° Male-Female Pre-assembled Heavy Series	291
R1A15FL11M	Run Tee Adjustable Elbow Connector DIN 24° Male-Female with O-Ring Light Series	292
R1A16FL12M	Run Tee Adjustable Elbow Connector DIN 24° Male-Female with O-Ring Heavy Series	292
R1A11ML11F	Run Tee Adjustable Elbow Connector DIN 24° Male-Female Pre-assembled Light Series	293
R1A12ML12F	Run Tee Adjustable Elbow Connector DIN 24° Male-Female Pre-assembled Heavy Series	293

// BULKHEAD

R1A11T111M	Straight Union DIN 24° Bulkhead Light Series	294
R1A12T112M	Straight Union DIN 24° Bulkhead Heavy Series	294
R1A11T911M	90° Union DIN 24° Bulkhead Light Series	295
R1A12T912M	90° Union DIN 24° Bulkhead Heavy Series	295

// METRIC

R1A11MT62M	Branch Tee Elbow Connector DIN 24° Male - Metric Conic - Light Series	296
R1A11M962M	90° Elbow Connector DIN 24° Male - Metric Conic - Light Series.....	296
R1A12M962M	90° Elbow Connector DIN 24° Male - Metric Conic - Heavy Series.....	296
R1A11M909M	Banjo Adjustable - Type A - Metric Cylindric DIN 24° - Light Series.....	297
R1A12M909M	Banjo Adjustable - Type A - Metric Cylindric DIN 24° - Heavy Series.....	297
R1A11ME50M	Banjo Adjustable - Type B - Metric Cylindric DIN 24° - Light Series.....	298
R1A12ME50M	Banjo Adjustable - Type B - Metric Cylindric DIN 24° - Heavy Series.....	298
R1A11M150M	Straight Connector DIN 24° Male - Metric Cylindric Light Series	299
R1A12M150M	Straight Connector DIN 24° Male - Metric Cylindric Heavy Series	299
R1A11M950M	90° Elbow Connector DIN 24° Male - Metric Cylindric Light Series.....	300
R1A12M950M	90° Elbow Connector DIN 24° Male - Metric Cylindric Heavy Series.....	300
R1A11M151M	Straight Connector DIN 24° Male - Metric Cylindric with Elastomer Light Series.....	301
R1A12M151M	Straight Connector DIN 24° Male - Metric Cylindric with Elastomer Heavy Series.....	301
R1A11M951M	90° Adjustable Elbow Connector DIN 24° Male Metric Male with O-Ring - Light Series.....	302
R1A12M951M	90° Adjustable Elbow Connector DIN 24° Male Metric Male with O-Ring - Heavy Series.....	302
R1A11ML51M	Run Tee Adjustable Elbow Connector DIN 24° Male Metric Male with O-Ring Light Series.....	303
R1A12ML51M	Run Tee Adjustable Elbow Connector DIN 24° Male Metric Male with O-Ring - Heavy Series	303
R1A11MT51M	Branch Tee Adjustable Elbow Connector DIN 24° Male Metric Male with O-Ring - Light Series	304
R1A12MT51M	Branch Tee Adjustable Elbow Connector DIN 24° Male Metric Male with O-Ring - Heavy Series	304
R1A11F151M	Straight Connector DIN 24° Female Pre-assembled - Metric Cylindric with Elastomer - Light Series.....	305
R1A12F151M	Straight Connector DIN 24° Female Pre-assembled - Metric Cylindric with Elastomer - Heavy Series.....	305
R1A15F151M	Straight Connector DIN 24° Female with O-Ring - Metric Cylindric with Elastomer - Light Series	306
R1A16F151M	Straight Connector DIN 24° Female with O-Ring - Metric Cylindric with Elastomer - Heavy Series	306

// BSPP

R1A11M903M	Banjo Elbow - Type A - BSPP Male DIN 24° Light Series	307
R1A12M903M	Banjo Elbow - Type A - BSPP Male DIN 24° Heavy Series	307
R1A11ME03M	Banjo Elbow - Type B - BSPP Male DIN 24° Light Series	308
R1A12ME03M	Banjo Elbow - Type B - BSPP Male DIN 24° Heavy Series	308
R1A11M107F	Straight Connector DIN 24° Male - Female BSPP Cylindric - Light Series	309
R1A12M107F	Straight Connector DIN 24° Male - Female BSPP Cylindric - Heavy Series.....	309
R1A11M106M	Straight Connector DIN 24° Male BSPP Thread Cylindric Flat Light Series	310
R1A12M106M	Straight Connector DIN 24° Male BSPP Thread Cylindric Flat Heavy Series	311
R1A11M114M	Straight Connector DIN 24° Male BSPP Thread Cylindric with Elastomer Light Series	312
R1A12M114M	Straight Connector DIN 24° Male BSPP Thread Cylindric with Elastomer Heavy Series	312

R1A11M906N	90° Adjustable Elbow Connector DIN 24° Male - BSPP Male with O-Ring and retaining ring Light/Heavy Series.....	313
R1A12M906N	90° Adjustable Elbow Connector DIN 24° Male - BSPP Male with O-Ring and retaining ring Light/Heavy Series.....	313
R1A11ML08M	Run Tee Adjustable Elbow Connector DIN 24° Male BSPP Male with O-Ring Light Series	314
R1A12ML08M	Run Tee Adjustable Elbow Connector DIN 24° Male BSPP Male with O-Ring Heavy Series	314
R1A11MT08M	Branch Tee Adjustable Elbow Connector DIN 24° Male BSPP Male with O-Ring Light Series	315
R1A12MT08M	Branch Tee Adjustable Elbow Connector DIN 24° Male BSPP Male with O-Ring Heavy Series	315
R1A14M107F	Straight Connector BSPP Female BSPP Thread Male with Elastomer.....	316
R1A15F114M	Straight Connector DIN 24° Female with O-Ring BSPP Thread Cylindric with Elastomer Light Series	317
R1A16F114M	Straight Connector DIN 24° Female with O-Ring BSPP Thread Cylindric with Elastomer Heavy Series	317
R1A11F114M	Straight Connector DIN 24° Female Pre-assembled BSPP Thread Cylindric with Elastomer Light Series	318
R1A12F114M	Straight Connector DIN 24° Female Pre-assembled BSPP Thread Cylindric with Elastomer Heavy Series	318

// BUTT WELD

R1A11M100S	Butt Weld Straight Coupling DIN 24° Light Series	319
R1A12M100S	Butt Weld Straight Coupling DIN 24° Heavy Series	319
R1A11M111S	Butt Weld Long Straight Coupling DIN 24° Light Series	320
R1A12M112S	Butt Weld Long Straight Coupling DIN 24° Heavy Series	320

// ACCESSORIES

R1A11D0000	Nut DIN 24° Light Series.....	321
R1A12D0000	Nut DIN 24° Heavy Series	321
R1A11R0000	Double Cutting Ring DIN 24° Light Series.....	322
R1A12R0000	Double Cutting Ring DIN 24° Heavy Series.....	322

// PLUG

R1A15F0000	Plug with O-Ring 24° DIN 2353 Light Series.....	323
R1A16F0000	Plug with O-Ring 24° DIN 2353 Heavy Series.....	323
R1A5040000	Socket Head Plug Metric Cylindric with Elastomer.....	324
R1A14M0000	Socket Head Plug BSPP Cylindric with Elastomer	324



HEADQUARTER

Alfagomma SpA
Via Torri Bianche 1
20871 Vimercate (MB) Italy
marketing@alfagomma.com
www.alfagomma.com