


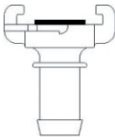



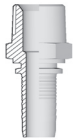


COMPRESSED AIR

Hose chapter

		195AT	191AK	180AA	185AA/AH/AK	186AA	175AA/AH/AK	155AA/AK	140AK	132AE
	Express	X	X	X	X	X	X			
	Claw Couplings EU	X	X	X	X	X	X	X		
	Claw Couplings USA	X	X	X	X	X	X	X		
	Claw Couplings AUS	X	X	X	X	X	X	X		
	Geka	X	X	X	X	X	X			
	Ground Joint Seal							X	X	
	Combination nipples precrimped ferrule							X	X	
	Hydraulic Fittings	X	X	X	X	X	X	X	X	X












HOT AIR

Hose chapter

		952AA	902AA	902AE	902LE	903LE
	Cardan-Perrot	X				
	Type 42		X			
	SMS					X
	DIN 11851				X	X
	Symmetric Guillemin		X		X	X
	Storz	X	X		X	X
	Cam & Groove	X	X	X	X	X
	TW Couplings EN 14 420-6 DIN 28 450	X			X	X
	Flange PN10/16 ASA150		X			

WATER & LIQUIDS





Hose chapter

		49000	49200	284AA/AH	286EE/288HH	250AA	253AA	254AA/AH	256AA	264GL	266GL/KL/OL	265TH	267BE	269BA	268BL	47200	204AA	202AA	221AA	248AE
	Geka	X	X	X				X												
	Bauer				X	X	X	X				X		X			X	X	X	
	Cardan-Perrot				X	X	X	X		X	X	X	X	X	X	X	X	X	X	
	Type 42									X	X	X	X	X	X					
	Symmetric Guillemin									X	X		X	X	X	X		X		
	Storz				X		X	X		X	X	X	X	X	X	X		X	X	
	Cam & Groove		X	X	X	X	X	X		X	X	X	X	X	X	X	X	X	X	
	Comb. nipple	X	X	X		X	X	X				X		X		X	X			X
	Comb. nipple precrimped Ferrule							X	X								X	X		
	Flange PN10/16 ASA150				X*	X*	X*	X	X							X	X	X	X	
	Hydraulic Fittings							X	X											X

* FLANGE WITH PRE-CRIMPED FERRULE NOT TO BE USED

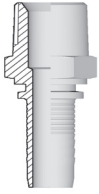



FIRE FIGHTING

Hose chapter

					
	Gros filet rond couplings	Symmetric Guillemín	Symmetric DSP & AR	Storz	Fire Fighting Couplings
283AA				X	X
251AA	X				X
212AA		X	X	X	X
210AA				X	X

HOT WATER & STEAM

Hose chapter

				
	Hydraulic Fittings	Turnexp	Ground Joint Seal	EN 14 423 - DIN 2826 couplings
350AA	X		X	
354AA				X
350LL/LE	X		X	
340AA/AH	X		X	
343AH	X		X	
344AH				X
341AA/AH	X	X	X	
345AA				X

LIQUID FOOD**Hose chapter**

FITTINGS IN STAINLESS STEEL		49200	4660L	4680H	47200	452LH	402LH	410LL	412LE	418LE	455LE/LL	405LE/LL/LH	417LE
	SMS	X	X	X	X	X	X	X	X	X	X	X	X
	DIN 11851	X	X	X	X	X	X	X	X	X	X	X	X
	Macon			X	X		X						
	Symmetric Guillemain	X	X	X	X	X	X	X	X	X	X	X	X
	Storz		X	X	X								
	Cam & Groove	X	X	X	X	X	X	X	X		X	X	X
	TW Couplings								X	X	X	X	X
	EN14 420-5 DIN 2817								X	X	X	X	X

BULK FOOD









Hose chapter

FITTINGS IN STAINLESS STEEL

				
	SMS	DIN 11851	Symmetric Guillemín	Cam & Groove
760LA	X	X	X	X
760LB				X
720LA	X	X	X	X
720LG				X




BULK MATERIAL

Hose chapter

								
	Bauer	Cardan-Perrot	Type 42	Symmetric Guillemín	Storz	Cam & Groove	Comb. nipple	Flange PN10/16 ASA150
760AA		X	X	X	X	X		
766AA	X	X	X	X	X	X	X	
720AA		X	X	X	X	X		X
767AL	X					X	X	
780AA	X					X		

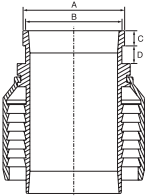
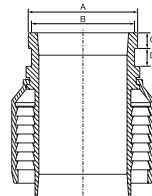
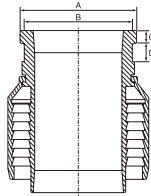
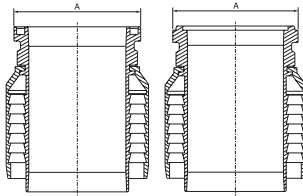
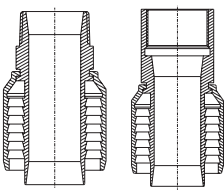
PLASTER

Hose chapter

			
	Cardan-Perrot	Storz (hose ID 45 mm)	Mortar Couplings
764OL		X	
752AA	X		
757AA			X
758AA			X
758AE			X








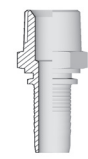
CONCRETE

Hose chapter




					
	Victaulic style	Shouldered style	California style	Schwing style	Male & Female threaded Fittings
737AA	X	X			X
740AA	X	X	X	X	X
741AA	X	X	X	X	X

ACID, CHEMICAL & MULTIPURPOSE

Hose chapter

								
	Claw Couplings EU-AUS	Symmetric Guillemín	Cam & Groove	TW Couplings	EN 14 420-5 DIN 2817	Combination nipple precrimped Ferrule	Flange PN10/16 ASA150	Hydraulic Fittings
984AH								X
974AH	X							X
975AH								X
954AH								X
976AB								X
956AB				X	X			X
503AA		X	X	X	X	X	X	X
505OG		X	X	X	X	X	X	X
529AA		X	X	X	X		X	X
509OE		X	X	X	X	X	X	X
538AA				X	X			X








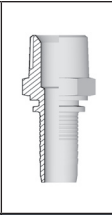
COMPOSITE HOSE FITTINGS

			
	Combination nipple	Symmetric Guillemín	Flange PN10/16 ASA150
5J551	X	X	X
5J553	X	X	X
5N551	X	X	X
5N331	X	X	X
5N333	X	X	X
5J533	X	X	X

POSSIBLE TO SCREW CAM & GROOVE ADAPTER/COUPLER ON COMBINATION NIPPLE


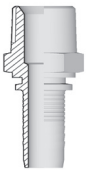

HYDROCARBONS

Hose chapter



								
	Symmetric Guillemin	Cam & Groove	TW Couplings EN 14 420-6 DIN 28 450	EN14 420-5 DIN 2817	Comb. nipple	Combination nipple precrimped Ferrule	Flange PN10/16 ASA150	Hydraulic Fittings
650AA/AH		X	X	X	X	X	X	X
650AB		X	X	X	X		X	X
668EL		X			X			X
601AA		X				X	X	
605AA	X	X	X	X	X	X	X	X
605AH	X	X			X	X	X	X
629AA	X	X	X	X	X	X	X	X
655AA		X	X	X		X	X	X
619AA		X	X	X		X	X	X
620AA			X	X		X	X	X
60PAA						X	X	
64PAA						X	X	
604AA	X	X	X		X	X	X	X
634AA	X	X	X		X	X	X	X
644AA	X	X	X		X	X	X	X

HYDROCARBONS




Hose chapter

			
	EN 14 420-5 DIN 2817	Hydraulic Fittings	Volucompteur*
658AA	X	X	X
659AA	X	X	

* AVAILABLE ON REQUEST

		
	EN14 420-5 DIN 2817 AVIATION	Male AVIATION
656AA	X	X
611AA	X	X




COMPOSITE HOSE FITTINGS

			
	Combination nipple	Symmetric Guillemin	Flange PN10/16 ASA150
6J544	X	X	X
6J541	X	X	X
6J511	X	X	X
6N111	X	X	X

POSSIBLE TO SCREW CAM & GROOVE ADAPTER/COUPLER ON COMBINATION NIPPLE


DOCK

Hose chapter

			
	Combination nipple precrimped Ferrule	Crimped fittings with flange PN10/16 ASA150	Built-in Fittings * with flange PN10/16 ASA150
60LAA	X	X	
60AAA			X
60MAA	X	X	
60DAA			X
64AAA			X
60NAA	X	X	
60GAA			X
6ADAA			X




* AVAILABLE ON REQUEST

COMPOSITE HOSE FITTINGS

	
	Flange PN10/16 ASA150
6N551	X
5N551	X
5N331	X







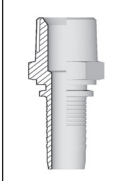
RIG SUPPLY

Hose chapter

			
	Cam & Groove	Combination nipple precrimped Ferrule	Flange PN10/16 ASA150
642AA	X (adapter)	X	X
646AA		X	X
648AA		X	X
652AA		X	X
615AA		X	X
742AA	X (adapter)	X	X
748AA		X	X
715AA	X (adapter)	X	X
727AA		X	X

MINING

Hose chapter

							
	Compr. Air Claw Coupling	Bauer	Shouldered style low pressure	Ground Joint Seal	Cam & Groove	Combination nipple precrimped Ferrule	Hydraulic Fittings
151AA	X						X
151AK	X						X
157AK				X			X
189AK	X						X
136AK							X
141AA				X*		X	X
289GG		X			X		
240AA	X					X	X
241AA	X*						X
225AA					X (Brass)	X	X
245AA					X*		
226AA					X	X	X
242AA						X	X
765AA					X (Brass)		
776AA/HA				X			

* PAY ATTENTION:
HOSE WP HIGHER THAN FITTING WP
HOSE ASSEMBLY MUST BE USED AT FITTING WORKING PRESSURE

	Muff coupling with Flanges table D
706AA	X